



Australian Representatives

ROJONE, PTY LTD.

Tel: 02 9829 1555

E: sales@rojone.com.au

www.rojone.com.au



Wired & Wireless Product Guide

2017



L-com.com
800-343-1455

Global Leader in Connectivity Solutions

A Better Alternative for Connectivity Solutions


L-com's expert manufacturing is paired with a service initiative that combines highly personalized customer service with a vast product inventory for off-the-shelf availability and same-day shipments for many products.

With a robust component supply chain and technical services and engineering functions that deliver service benefits other component manufacturers are unable to offer, L-com is the only connectivity company to offer the best features of both a manufacturer and a value-added service provider.

Expert Manufacturing

The most unique characteristic of L-com is that it is both a component manufacturer and a value-added service provider.

L-com has been manufacturing high-reliability connectivity products for over thirty years and has manufacturing and fulfillment facilities worldwide. Whether you require custom NEMA enclosures, unique cable assemblies built to your specifications, overmolded assemblies, or even custom built RF amplifiers, L-com has the expertise and capabilities to meet your custom manufacturing requirements.



As a Manufacturer:


- Consistent, quality products that meet or exceed specifications and match exact product feature needs
- Unrivalled technical knowledge and support, with expert application assistance available
- Lower minimum order quantity for custom products



As a Value-Added Service Provider:

- Strong inventory position
- Same day shipping
- Personalized service
- Robust ecommerce website for easy ordering





Products and Solutions for Every Need

- Vast inventory of over 20,000 in-stock catalog products
- Expert technical and application support
- Same-day shipping
- No minimum order requirements for catalog items
- Modifiable, custom-designed or prototype components
- ISO 9001:2008, ITAR and GSA Registered
- Award winning customer service
- Quick response to quotes, designs, prototypes and manufacturing requests
- Tutorials, product drawings, tech info and more

L-com is the premier source for the connectivity solutions you need when you need them.

Online Technical Resources	4-5
Antennas	6-19
WLAN Amplifiers	20-23
Wireless CPE / Access Points / Adapters	24-27
RF Filters / Splitters	28-29
Weatherproof Enclosures	30-37
Lightning Protectors	38-41
PoE Products	42-43
Telecom / Modular	44-81
D-Subminiature	82-105
USB	106-125
Firewire, DIN, SCSI, SATA, eSATA	126-131
IEEE-488 GPIB	132-137
Audio / Video	138-165
Coaxial	166-205
Fiber Optic	206-221
Patch Panels, Racks	222-241
Ethernet Converters	242-245
Ethernet Switches	246-251
Security / Surveillance	252-255
Serial Products	256-259
Test Equipment	260-265
Terms and Conditions	266
Product Content / Index	267
Connector Chart	268


ONLINE: L-com.com

TOLL FREE: 800-343-1455

E-MAIL: sales@L-com.com

Antennas 6 - 19

- Wireless Antennas • Grid • Yagi • Omni • Patch
- Rubber Duck • Panel • Mobile Mount
- Array • Dish



WLAN Amplifiers 20 - 23

- Indoor • Outdoor • 900 MHz • 2.4 GHz
- 5.8 GHz



Wireless CPE / Access Points / Adapters 24 - 27

- Access Points • Routers • WLAN Adapters



RF Filters / Splitters 28 - 29

- Indoor • Outdoor • 900 MHz • 2.4 GHz • 3.5 GHz
- 4.9 GHz • 5.8 GHz • Diplexers



Weatherproof Enclosures 30 - 37

- Indoor • Outdoor • 120 VAC • 240 VAC • PoE
- 12 VDC



Lightning Protectors 38 - 41

- Coaxial • Data Line • Audio System • Telephone
- Control Line • DSL • T1 • RS232/422/485



Power over Ethernet 42 - 43

- Injectors • Splitters • Power Supplies • Hubs
- Taps



Telecom / Modular 44 - 81

- Cable Assemblies • Modular Jacks • Wall Plates
- Adapters, Couplers, Splitters • Modular Plugs
- Bulk Cable • Tools



D-Subminiature 82 - 105

- Cable Assemblies • Connectors • Bulk Cable
- Adapters, Couplers • Switch Boxes
- Cable Ties, Heat Shrink Tubing, Etc. • Tools




USB 106 - 125

- Cable Assemblies • Connectors • Bulk Cable
- Switch Boxes • Adapters, Couplers, Splitters
- USB Hubs, Converters, Cards • USB Extenders



Firewire, DIN, SCSI, SATA 126 - 131

- Firewire Hubs, Converters, Cards • SCSI Cables, Adapters, • SATA and eSATA Cable Assemblies
- DIN and Mini DIN Cable Assemblies, Connectors and Adapters



IEEE-488 GPIB 132 - 137

- Cable Assemblies • Connectors • Switch Boxes
- Adapters, Couplers • 19 Inch Rack Panels




Audio / Video 138 - 165

- Cable Assemblies • Adapters, Couplers
- Connectors • Bulk Cable • Amplifiers
- KVM Switches • DVI/HDMI Extenders, Converters




Coaxial 166 - 205

- Cable Assemblies • Connectors • Bulk Cable
- Adapters, Couplers • Baluns • Tools
- Terminators • Test Leads



Fiber Optic 206 - 221

- Cable Assemblies • Connectors • Bulk Cable
- Adapters, Couplers • Attenuators • Tools
- Loopbacks • Fiber Termination Enclosures



Patch Panels, Racks 222 - 241

- Enclosures • Racks and Cabinets • Populated Rack Panels • Universal Series (Customizable) Rack Panels • Power Strips, Cords and Surge Protectors • UPS Systems



Ethernet Converters 242 - 245

- Managed • Unmanaged • Standalone • Chassis Based • 10/100 • 10/100/1000



Ethernet Switches 246 - 251

- Rack Mount • Desktop • Managed • Unmanaged • 10/100 • 10/100/1000 • Fiber Optic Multi-way Switch Boxes




Security / Surveillance 252 - 255

- Network Switch Boxes • IP Cameras
- Indoor/Outdoor Cameras • Surveillance Storage



Serial Products 256 - 259

- Serial Converters • Fiber Optic Line Drivers
- Device Servers




Test Equipment 260 - 265

- Coaxial • Telecom / Modular • D-Subminiature
- USB • Fiber Optic • Label Printers




Terms/Product Contents 266-267



Connector Chart 268-269



Helpful Icons



HyperLink, HyperAmp and HyperGain are registered trademarks of L-com, Inc. in the United States.

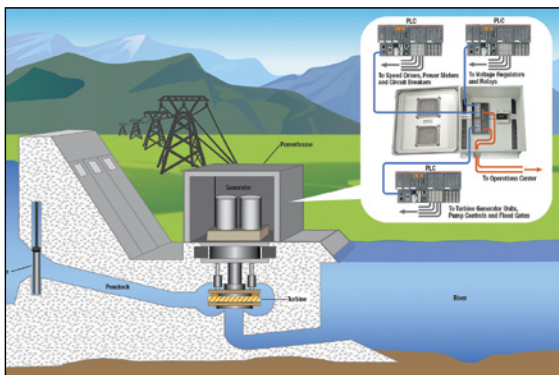
Over 30 years in the wired and wireless connectivity business has given us the expertise to help you solve the tough problems. We offer free technical resources online to help you do your job. Choose from a host of tips, videos, white papers and tools designed to assist you in the planning, design and implementation of your communications network.

Connector Charts

L-com's connector reference charts help you find the exact connector you need. You may not know the name of every connector in the industry, but you know what you want. Compare our detailed images of widely used and not so common connectors to identify the connector you are looking for.

- Audio/Video Connectors
- Fiber Optic Connectors
- Telecom/Modular (Ethernet) Connectors
- Coaxial Connectors
- See more online at **L-com.com**
- D-Subminiature Connectors
- SATA, eSATA, Centronics, SCSI Connectors
- USB Connectors

Coaxial Connectors		
Connector Description	Male	Female
Coaxial 1.6/5.6		
Coaxial BNC 50 Ohm		
Coaxial BNC 75 Ohm		



Application Overviews

L-com provides detailed application diagrams depicting common wired and wireless network applications to help you see how all of our products come together to provide a complete solution. Our application diagrams can be used for reference when planning new networks or when adding on to existing networks.

Wired

- Process Automation Network
- Hydroelectric Dam Network
- Wastewater Treatment Plant Network
- Manufacturing Network Application

Wireless

- Campground Wireless Network
- Gas Pipeline Network
- Warehouse Wireless Network
- Marina Wireless Network

• See more online at **L-com.com**

White Papers

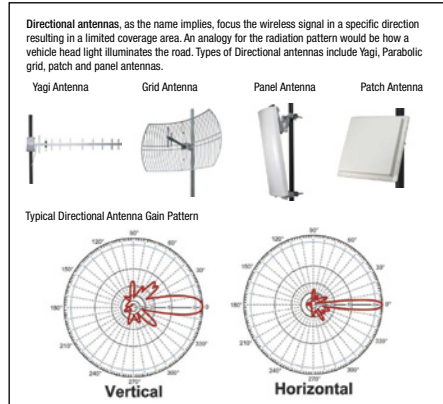
L-com's white paper library consists of wired and wireless topics ranging from choosing the correct antenna for your application to a detailed overview on Industrial Ethernet. These informative white papers can help you decide which products will work best in your application as well as educate you on the principles of different technologies.

Wired

- Cabling Requirements for Harsh Environments
- Power-Over-Ethernet (PoE)
- Building an Ethernet Network
- Specialized Cabling for Military Applications

Wireless

- Antenna Installation Considerations
- Industrial Wireless Mesh Network Architectures
- WiFi Antenna Installation Best Practices
- See more online at **L-com.com**



Product Matrix / Cross Reference Charts

L-com's product matrices and cross reference charts make finding products fast and easy. These easy to use tools are a great resource when trying to narrow down the right product for your application.

- Cable Assembly Cross Reference
- NEMA Enclosure Cross Reference
- Coaxial Adapter Locator
- RF Amplifier Cross Reference
- Surge Protector Cross Reference
- See more online at **L-com.com**

3 Watt to 25 Watt Amplifiers						
Output Power	Indoor	Outdoor	Connector	802.11b	802.11g	Model Number
3 Watt	✓	✓	✓	✓	✓	MAK4001-AP MAK4002-AP
5 Watt	✓	✓	✓	✓	✓	MAK4003-AP MAK4004-AP
8 Watt	✓	✓	✓	✓	✓	MAK4005-AP MAK4006-AP
10 Watt	✓	✓	✓	✓	✓	MAK4007-AP MAK4008-AP
15 Watt	✓	✓	✓	✓	✓	MAK4009-AP MAK4010-AP
20 Watt	✓	✓	✓	✓	✓	MAK4011-AP MAK4012-AP
25 Watt	✓	✓	✓	✓	✓	MAK4013-AP MAK4014-AP

Technical Briefs and Articles

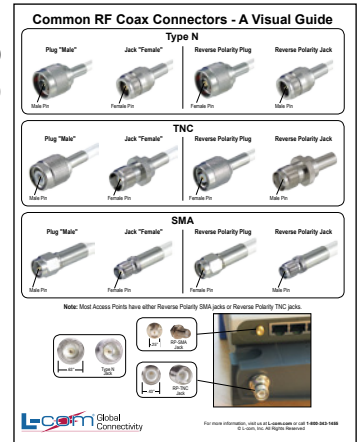
L-com's technical briefs and articles section is broken down by wired and wireless categories to help you find the information you need faster. Topics in this section range from detailed technical articles to concise application charts.

Wired

- Proper Grounding of Outdoor Lightning Protectors
- D-Subminiature Cable Application Guide
- USB Cable Selection Guide
- Ethernet Cable Applications

Wireless

- Designing and Deploying a Wireless Network
- What is a Distributed Antenna System
- Low-Loss Coax Cable Applications
- Common RF Coax Connectors
- See more online at **L-com.com**



Product Wizards

Our intuitive product wizards lead you to the right product every time. Whether looking for a cable assembly, antenna or connector, our wizards can help. Simply choose from pre-loaded drop downs to find the product you are looking for.

- Connectors
- Adapters
- Antennas
- Cable Assemblies
- Enclosures
- Surge Protectors
- RF Amplifiers
- See more online at **L-com.com**

Connectors Product Wizard

Looking to terminate your own cable, but you're not sure the connector you need? L-com makes selecting the right connector easy. Follow just 2 steps below and we'll present the most likely connectors for you. Note: Product images are for representational purposes only.

Step 1

Please select the connector 1.

You have selected D-SUB DB15 FEMALE for Step 1

Continue to step 2 or [clear this selection](#)



Step 2

Please select the connector 2.

You have selected D-SUB DB15 MALE for Step 2

Continue to step 3 or [clear this selection](#)



Tips, Tutorials and Videos

L-com's tips, tutorials and videos section includes informative how to videos and detailed technical overview tutorials to help you understand different wired and wireless technologies. Our full color tech tips provide insight on common installation and design techniques as well as answers to FAQs.

- Fiber Optic Tutorial
- Coaxial Cable Tutorial
- How to Setup an Indoor WiFi Booster Video
- USB Tutorial
- How to Mount D-Sub Adapters Video
- See more online at **L-com.com**



L-com Blog

We've created a place to interact with customers, colleagues, fellow techies and engineers just like you. Called "The Engineering Hub", L-com's official blog is the place to get insight, facts and trends on anything and everything wired and wireless. It includes tips, tutorials, and hot topics to keep you informed. We highlight technologies including USB, Ethernet, 802.11 wireless networks, Industrial Networking, Fiber Optics and more.

Join the conversation today at **L-com.com/blog**



Wireless Antenna Tutorial

What are Wireless Antennas?

Wireless antennas are the part of a radio communications system that radiate and/or collect radio frequency energy.

How are Wireless Antennas used?

Wireless antennas are typically connected via low loss coaxial cable either to an amplifier, splitter, filter or directly to a wireless access point or router. For outdoor applications wireless antennas are often attached via mounting

clamps to a mast or to the side of a building via mounting brackets. Wireless Antennas used indoors are typically ceiling mounted or sometimes mounted high up on a wall.

Where are Wireless Antennas used?

Wireless antennas are used in many environments and for many applications. Models for both indoor and outdoor use are available as well as specialty antennas such as Marine antennas used in nautical applications.

Wireless antennas are used in both commercial and military/government applications including small office/home office (SOHO) networks, Enterprise (office) networks, supervisory

control and data acquisition (SCADA) networks, homeland security, factory automation, mining, oil processing, wireless cafe "hotspots", energy management and control, police, fire and emergency services networks, radio frequency identification (RFID) applications and industrial science and medical (ISM) networks.

Wireless antennas are used in/on buildings, oil rigs, wind turbines, terrestrial vehicles, boats, aircraft and other mobile and stationary platforms.

There are two main types of WiFi antennas, Omni Directional and Directional


Omni Directional Antennas provide a 360° donut shaped radiation pattern to provide the widest possible signal coverage in indoor and outdoor wireless applications. An analogy for the radiation pattern would be how an un-shaded incandescent light bulb illuminates a room. Types of Omni Directional Antennas include "Rubber Duck" Antennas often found on access points and routers, Omni Antennas found outdoors and Ceiling Antennas used inside buildings and structures.

Omni Directional Antennas















Directional antennas, as the name implies, focus the wireless signal in a specific direction resulting in a limited coverage area. An analogy for the radiation pattern would be how a vehicle head light illuminates the road. Types of Directional Antennas include Yagi, Parabolic Grid, Patch and Panel Antennas.

Directional Antennas



A Critical Component for Every Wireless Application...

The selection of the correct antenna is paramount to achieving overall wireless system performance. L-com's HyperGain® antennas offer a wide range of frequencies, antenna styles, gain specifications and beamwidth coverage for your wireless system applications and needs. When performance is essential, select the best HyperGain® antenna to fit the application.

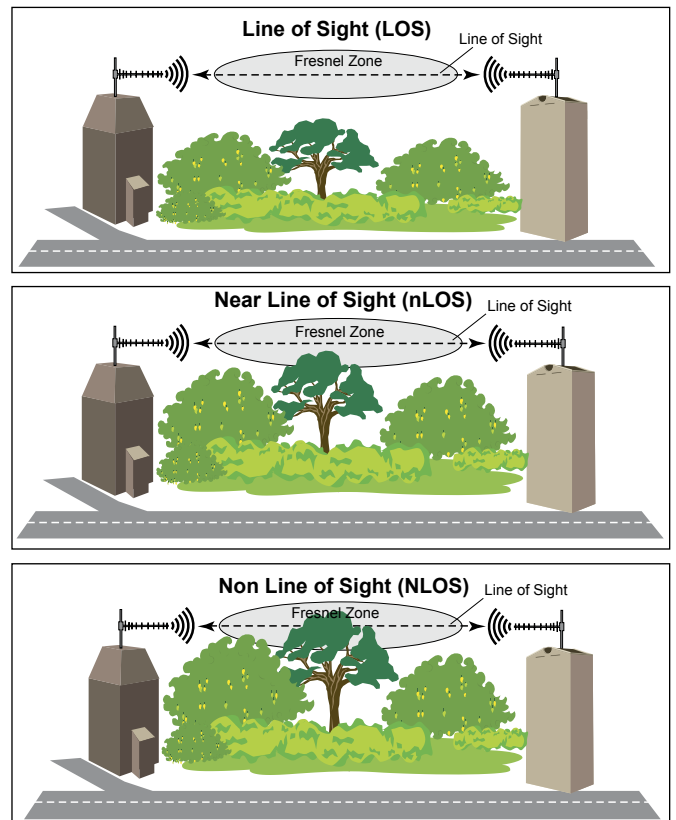
Antenna Styles/Characteristics							
Style	*Features	Style	*Features	Style	*Features	Style	*Features
 <p>GRID</p>	<ul style="list-style-type: none"> Die cast construction UV stable light gray powder coat finish Easy to assemble Rugged all weather operation 	 <p>RUBBER DUCK</p>	<ul style="list-style-type: none"> 360° coverage Tilt & swivel design Ideal for access points 	 <p>YAGI</p>	<ul style="list-style-type: none"> All weather operation Can be installed for either vertical or horizontal polarization 	 <p>MIMO</p>	<ul style="list-style-type: none"> Multi-band Broad-band MIMO configurations Dual polarity Spatial diversity
 <p>DISH</p>	<ul style="list-style-type: none"> UV stable polymer finish All weather operation Optional radomes 	 <p>ARRAYS</p>	<ul style="list-style-type: none"> 360° coverage Stainless steel construction All weather operation 	 <p>PANEL</p>	<ul style="list-style-type: none"> All weather operation Sector / directional coverage Mechanical down-tilt 	 <p>CEILING</p>	<ul style="list-style-type: none"> 360° coverage Indoor use Compact size, easy to mount MIMO configurations
 <p>OMNI</p>	<ul style="list-style-type: none"> 360° coverage Indoor & outdoor use Mobile applications Compact models available 	 <p>LOG PERIODIC</p>	<ul style="list-style-type: none"> Ideal for use with multiband access points and routers 2.3 GHz to 6.5 GHz Compact size - low profile 	 <p>MARINE</p>	<ul style="list-style-type: none"> 360° coverage Nautical environments All weather operation 	 <p>MOBILE MOUNT</p>	<ul style="list-style-type: none"> 360° coverage All weather operation

* Product features may vary. See individual antennas for differences.

LINE OF SITE IS CRITICAL TO THE SUCCESS OF YOUR WIRELESS NETWORK

The path between two antennas is referred to as the Line of Sight. There are three main categories of Line of Sight, the first being full Line of Sight (LOS) where no obstacles reside between the two antennas, the next is called Near Line of Sight (nLOS) which includes partial obstructions such as tree tops between the two antennas and lastly Non Line of Sight (NLOS) where full obstructions exist between the two antennas. By determining the specific line of sight conditions in the WiFi network area you can then determine the correct type of wireless system to install.

The Fresnel Zone referenced in the diagrams (right) is an electromagnetic phenomenon, where light waves or radio signals get diffracted or bent from solid objects near their path. The radio waves reflecting off the objects may arrive out of phase with the signals that traveled directly to the receiving antenna thus reducing the power of the received signal.






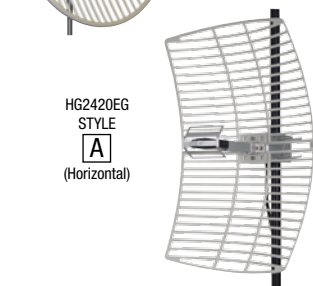
HG8915EG
STYLE
A
(Vertical)



HG1922EG-NF
STYLE
A
(Vertical)



HG2430G
STYLE
B
(Vertical)




HG2420EG
STYLE
A
(Horizontal)



HG5822EG
STYLE
A
(Vertical)



HG5827EG
STYLE
A
(Vertical)



HGGH



HGFH-215EG-NF

"STYLE" refers to shape of antenna in series.
Vertical/Horizontal refers to polarity.

Item #	Style	Description	1-9	10-24	25-99	100+
--------	-------	-------------	-----	-------	-------	------

HyperLink® Grid Antennas

L-com's HyperLink® grid antennas feature a multi-piece reflector grid. With this type of design they are not only easy to assemble, but they significantly reduce shipping costs compared to similar antennas with one piece reflector grids. These durable all weather antennas have an open frame grid design. This minimizes wind loading on the antenna.

900 MHz Grid Antenna

HG8915EG	A	15 dBi, N Female Connector	97.00	89.24	81.48	CALL
----------	---	----------------------------	-------	-------	-------	------

1.9 GHz Grid Antenna

HG1922EG-NF	A	22 dBi, N Female Connector	85.00	78.20	71.40	CALL
-------------	---	----------------------------	-------	-------	-------	------

2.4 GHz Grid Antennas

HG2427G	A	27 dBi, N Female Connector	215.00	202.10	189.20	CALL
HG2430G	B	30 dBi, 18" (45.7cm) Pigtail with N Female Connector	528.00	496.32	464.64	CALL
HG2430G-NM	B	30 dBi, 18" (45.7cm) Pigtail with N Male Connector	538.00	505.72	473.44	CALL
HG2415EG-NF	A	15 dBi, 12" (30.5cm) Pigtail with N Female Connector	43.00	39.56	36.12	CALL
HG2415EG-NF-5PK	A	15 dBi, 12" (30.5cm) Pigtail with N Female Connector, 5-Pack	190.00	174.80	159.60	CALL
HG2415EG-NM	A	15 dBi, 12" (30.5cm) Pigtail with N Male Connector	43.00	39.56	36.12	CALL
HG2415EG-NM-5PK	A	15 dBi, 12" (30.5cm) Pigtail with N Male Connector, 5-Pack	190.00	174.80	159.60	CALL
HG2420EG-NF	A	20 dBi, 12" (30.5cm) Pigtail with N Female Connector	49.00	45.08	41.16	CALL
HG2420EG-NF-5PK	A	20 dBi, 12" (30.5cm) Pigtail with N Female Connector, 5-Pack	215.00	197.80	180.60	CALL
HG2420EG-NM	A	20 dBi, 12" (30.5cm) Pigtail with N Male Connector	49.00	45.08	41.16	CALL
HG2420EG-NM-5PK	A	20 dBi, 12" (30.5cm) Pigtail with N Male Connector, 5-Pack	215.00	197.80	180.60	CALL
HG2424EG-NF	A	24 dBi, 12" (30.5cm) Pigtail with N Female Connector, Lightweight Grid	54.00	49.68	45.36	CALL
HG2424EG-NF-5PK	A	24 dBi, 12" (30.5cm) Pigtail with N Female Connector, Lightweight Grid, 5-Pack	243.00	223.56	204.12	CALL
HG2424EG-NM	A	24 dBi, 12" (30.5cm) Pigtail with N Male Connector, Lightweight Grid	54.00	49.68	45.36	CALL
HG2424EG-NM-5PK	A	24 dBi, 12" (30.5cm) Pigtail with N Male Connector, Lightweight Grid, 5-Pack	243.00	223.56	204.12	CALL

3.5 GHz Grid Antenna

HG3527EG	A	27 dBi, N Female Connector	110.00	105.60	101.20	CALL
----------	---	----------------------------	--------	--------	--------	------

4.9 - 5.8 GHz Grid Antennas

HG4958-22EG	A	22 dBi, N Female Connector	56.00	51.52	47.04	CALL
HG4958-22EG-5PK	A	22 dBi, N Female Connector, 5-Pack	253.00	232.76	212.52	CALL
HG4958-27EG	A	27 dBi, N Female Connector	61.00	56.12	51.24	CALL
HG4958-27EG-5PK	A	27 dBi, N Female Connector, 5-Pack	280.00	257.60	235.20	CALL

5.8 GHz Grid Antennas

HG5822EG	A	22 dBi, N Female Connector	54.00	49.68	45.36	CALL
HG5822EG-5PK	A	22 dBi, N Female Connector, 5-Pack	245.00	225.40	205.80	CALL
HG5827EG	A	27 dBi, N Female Connector	60.00	55.20	50.40	CALL
HG5827EG-5PK	A	27 dBi, N Female Connector, 5-Pack	270.00	248.40	226.80	CALL

Additional connector options available at L-com.com

L-com Grid Antenna Replacement Hardware

L-com offers replacement parts for your parabolic grids. These spare part kits consist of the grid, pole mounting bracket and hardware.

HGGH-04	400mm Grid Replacement Hardware	28.00	27.44	26.88	CALL
HGGH-04-5PK	400mm Grid Replacement Hardware, 5-Pack	90.00	88.20	86.40	CALL
HGGH-06	600mm Grid Replacement Hardware	33.00	32.34	31.68	CALL
HGGH-06-5PK	600mm Grid Replacement Hardware, 5-Pack	110.00	107.80	105.60	CALL
HGGH-10	1000mm Grid Replacement Hardware	47.00	46.06	45.12	CALL
HGGH-10-5PK	1000mm Grid Replacement Hardware, 5-Pack	170.00	166.60	163.20	CALL

Grid Replacement Feedhorns

L-com offers replacement feedhorns for your parabolic grids. These kits consist of only the feedhorn. Includes hardware to mount feedhorn to dish. Mast mounting hardware not included.

900 MHz Grid Replacement Feedhorn

HGFH-915EG	15 dBi Parabolic Grid Replacement Feedhorn	55.00	54.45	53.90	CALL
------------	--	-------	-------	-------	------

2.4 GHz Grid Replacement Feedhorns

HGFH-215EG-NF	15 dBi Parabolic Grid Replacement Feedhorn	25.00	24.75	24.50	CALL
HGFH-220EG-NF	20 dBi Parabolic Grid Replacement Feedhorn	28.00	27.72	27.44	CALL
HGFH-224EG-NF	24 dBi Parabolic Grid Replacement Feedhorn	30.00	29.70	29.40	CALL

4.9/5.8 GHz Grid Replacement Feedhorns

HGFH-522EG	22 dBi Parabolic Grid Replacement Feedhorn	30.00	29.70	29.40	CALL
HGFH-527EG	27 dBi Parabolic Grid Replacement Feedhorn	35.00	34.65	34.30	CALL

Tip *How to assemble and install a Grid Antenna*

Two-piece grid antenna reflectors allow easy handling, shipping, and transportation to the site. Large grid antennas come in two symmetrical sections. They are bolted together on site easily, with feed then installed. See the online video for complete instructions at L-com.com/Videos/A25.



Item #	Style	Description	1-9	10-24	25-99	100+
--------	-------	-------------	-----	-------	-------	------

Parabolic Dish Antennas - Superior Strength Design Ensures Durability

HyperLink® WiFi parabolic dish antennas feature a high quality aluminum reflector dish for superior strength. The dish is coated in a light gray UV-inhibited polymer for durability and aesthetics. These directional UV antennas can be used in point to point as well as point to multipoint applications.

Built to withstand the elements, HyperLink® dish antennas offer high performance at competitive prices. When designing these WiFi parabolic dish antennas, our design team factored in requirements such as location usage and environmental extremes. From versatile mounting options to features such as perforated reflectors, these antennas were built to withstand the test of time while maintaining optimal performance.

2.4 GHz Dish Antenna

HG2414D	D	14 dBi, 260mm Dia, N Female Connector	43.00	39.56	36.12	CALL
---------	---	---------------------------------------	-------	-------	-------	------

2.4 GHz Dual Polarized Dish Antennas

HG2418DPD	B	18 dBi, 400mm Dia, Dual Polarity, with (2) N Female Connectors, MIMO	140.00	128.80	117.60	CALL
HG2422DPD	B	22 dBi, 600mm Dia, Dual Polarity, with (2) N Female Connectors, MIMO	167.00	153.64	140.28	CALL
HG2425DPD	B	25 dBi, 900mm Dia, Dual Polarity, with (2) N Female Connectors, MIMO	302.00	277.84	253.68	CALL

4.9 GHz Dish Antenna

HG4931D	B	30.5 dBi, 900mm Dia, N Female Connector	300.00	276.00	252.00	CALL
---------	---	---	--------	--------	--------	------

4.9 - 5.8 GHz Dual Polarized Dish Antennas

Because of its superb electrical performance and mechanical stability, the parabolic dish antenna can be used in a wide variety of high performance 4.9 GHz and 5 GHz range (5.1/5.3/5.4/5.8 GHz) wireless applications. The wide band design of this antenna eliminates the need to purchase different antennas for each frequency. This simplifies installations since the same antenna can be used for a wide array of wireless applications. This antenna features 25 - 34 dBi of gain with a 4.8° horizontal beam-width and 4.9° vertical beam-width.

HG4958DP-25D	B	25 dBi, 400mm Dia, Dual Polarity, with (2) N Female Connectors, MIMO	151.00	138.92	126.84	CALL
HG4958DP-30D	B	30 dBi, 600mm Dia, Dual Polarity, with (2) N Female Connectors, MIMO	178.00	163.76	149.52	CALL
HG4958DP-34D	B	34 dBi, 900mm Dia, Dual Polarity, with (2) N Female Connectors, MIMO	312.00	287.04	262.08	CALL

5.1 - 5.8 GHz Dual Polarized Dish Antennas

HG5158DP-29D	B	28.5 dBi, 600mm Dia, Dual Polarized, (2) N Female Connectors, MIMO	180.00	169.20	158.40	CALL
HG5158DP-32D	B	32 dBi, 900mm Dia, Dual Polarized, (2) N Female Connectors, MIMO	315.00	296.10	277.20	CALL

5.1 - 5.8 GHz Dish Antennas

HG5158-23D	B	23 dBi, 400mm Dia, N Female Connector	167.00	153.64	140.28	CALL
HG5158-28D	B	28 dBi, 600mm Dia, N Female Connector	205.00	188.60	172.20	CALL
HG5158-31D	B	31 dBi, 900mm Dia, N Female Connector	300.00	276.00	252.00	CALL

5.4 GHz Dish Antennas

HG5423D	B	23 dBi, 400mm Dia, N Female Connector	157.28	150.99	144.70	CALL
HG5432D	B	32 dBi, 900mm Dia, N Female Connector	290.00	278.40	266.80	CALL

5.8 GHz Dish Antennas

HG5817D	A	17 dBi, 246mm Dia, N Female Connector	50.00	46.00	42.00	CALL
HG5833D	B	33 dBi, 900mm Dia, N Female Connector	302.00	277.84	253.68	CALL
HG5824D	B	24 dBi, 400mm Dia, N Female Connector	167.00	153.64	140.28	CALL
HG5829D	B	29 dBi, 600mm Dia, N Female Connector	205.00	188.60	172.20	CALL

Radome Cover Kits

HyperLink® radome covers are an ideal way to provide additional protection to our parabolic dish antennas. These lightweight radome kits feature fiberglass construction and UV stable gray finish. Drain holes are provided on the radome cover to help prevent moisture build-up inside the dish antenna.

HGR-04	Radome Cover Kit for 400mm Dia Dish	55.00	53.90	52.80	CALL
HGR-06	Radome Cover Kit for 600mm Dia Dish	69.00	67.62	66.24	CALL
HGR-09	Radome Cover Kit for 900mm Dia Dish	80.00	78.40	76.80	CALL

Dish Antenna Replacement Hardware

L-com offers replacement parts for your parabolic dishes. These spare part kits consist of the dish, pole mounting bracket and all of the hardware.

HGDH-400	Replacement Hardware for 400mm Dia Dish	100.00	99.00	98.00	CALL
HGDH-600	Replacement Hardware for 600mm Dia Dish	125.00	123.75	122.50	CALL
HGDH-900	Replacement Hardware for 900mm Dia Dish	245.00	242.55	240.10	CALL

Dish Antenna Replacement Feedhorns

L-com offers replacement feedhorns for your parabolic dishes. These kits consists of only the feedhorn. Mast mounting hardware not included.

2.4 GHz Dish Replacement Feedhorns

HGFH-218DPD	18 dBi Dual Polarity Dish Replacement Feedhorn	65.00	64.35	63.70	CALL
HGFH-222DPD	22 dBi Dual Polarity Dish Replacement Feedhorn	70.00	69.30	68.60	CALL
HGFH-225DPD	25 dBi Dual Polarity Dish Replacement Feedhorn	105.00	103.95	102.90	CALL

4.9/5.8 GHz Dual Polarity Replacement Dish Feedhorns

HGFH-525DPD	25 dBi Dual Polarity Dish Replacement Feedhorn	80.00	79.20	78.40	CALL
HGFH-530DPD	30 dBi Dual Polarity Dish Replacement Feedhorn	90.00	89.10	88.20	CALL
HGFH-534DPD	34 dBi Dual Polarity Dish Replacement Feedhorn	130.00	128.70	127.40	CALL

5.8 GHz Dish Replacement Feedhorns

HGFH-524D	24 dBi Parabolic Dish Replacement Feedhorn	70.00	69.30	68.60	CALL						
HGFH-529D	29 dBi Parabolic Dish Replacement Feedhorn	80.00	79.20	78.40	CALL </tr <tr> <td>HGFH-533D</td> <td>33 dBi Parabolic Dish Replacement Feedhorn</td> <td>100.00</td> <td>99.00</td> <td>98.00</td> <td>CALL</td> </tr>	HGFH-533D	33 dBi Parabolic Dish Replacement Feedhorn	100.00	99.00	98.00	CALL
HGFH-533D	33 dBi Parabolic Dish Replacement Feedhorn	100.00	99.00	98.00	CALL						



HG2414D
STYLE
D



HG2425DPD
STYLE
B

Perforated holes in the 900mm diameter dish antennas help reduce wind loading.



HG4958DP-30D
STYLE
B



HG4958DP-34D
STYLE
B

Best Seller




HG5158-23D
STYLE
B



HG5817D
STYLE
A



Fiberglass Cover Kits - Protects against the elements.



HGDH-400



HGFH-525DPD

"STYLE" refers to shape of antenna in series.

Item #	Style	Description	1-9	10-24	25-99	100+
--------	-------	-------------	-----	-------	-------	------

698 - 960 / 1710 - 2700 MHz Omni Directional DAS Antennas

L-com's HyperLink® Omni Directional antennas for Distributed Antenna Systems (DAS) are used to distribute Cellular and WiFi signals throughout a building or area.

HG72704U	F	3/4 dBi with N Female Connector	49.00	45.08	41.16	CALL
HG72107U-PRO	A	4/7 dBi with N Female Connector	157.00	144.44	131.88	CALL

800 - 900 MHz Omni Directional Antennas

The HyperLink® Wireless brand of 900 MHz HGV-series Omni Directional antennas are versatile and economical yet maintain high performance standards. These antennas feature a lightweight, compact, all weather operation design and include a pole mounting bracket.

HGV-903U	A	3 dBi, N Female Connector	60.00	56.40	52.80	CALL
HGV-906U	A	6 dBi, N Female Connector	67.00	62.98	58.96	CALL
HG906U-PRO	A	6 dBi, N Female Connector	103.00	94.76	86.52	CALL
HG908U-PRO	A	8 dBi, N Female Connector	150.00	138.00	126.00	CALL

1.9 GHz Omni Directional Antenna

The HyperGain® HG1911U-PRO is a high performance Omni Directional antenna designed for the 1900 MHz band. It is ideally suited for multipoint Personal Communication Services (PCS) and 1.9 GHz cellular band applications where high gain and wide coverage is desired.

HG1911U-PRO	A	11 dBi, N Female Connector (available in 5-Pack)	90.00	82.80	75.60	CALL
-------------	---	--	-------	-------	-------	------

2.4 GHz Omni Directional Antennas

L-com's HyperLink® brand 2.4 GHz Omni directional antennas are perfect for wide 360° coverage multi point applications. These robust Omni directional antennas are designed for years of outdoor use.

HG2408U-NF	B	8 dBi, 12" (30.5cm) Pigtail with N Female Connector	81.00	74.52	68.04	CALL
HG2408U-NM	B	8 dBi, 12" (30.5cm) Pigtail with N Male Connector	81.00	74.52	68.04	CALL
HG2408U-RBP	B	8 dBi, 12" (30.5cm) Pigtail with RP-BNC Plug Connector	81.00	74.52	68.04	CALL
HG2408U-RSP	B	8 dBi, 12" (30.5cm) Pigtail with RP-SMA Plug Connector	81.00	74.52	68.04	CALL
HG2408U-RTP	B	8 dBi, 12" (30.5cm) Pigtail with RP-TNC Plug Connector	81.00	74.52	68.04	CALL
HGV-2402U	D	2 dBi, N Female Connector	39.00	36.66	34.32	CALL
HGV-2404U	D	4 dBi, N Female Connector	45.00	42.30	39.60	CALL
HGV-2406U	D	6 dBi, N Female Connector	53.00	49.82	46.64	CALL
HGV-2409U	D	8 dBi, N Female Connector	61.00	57.34	53.68	CALL
HG2405UP-NF	E	5 dBi, N Female Connector	41.00	38.54	36.08	CALL
HG2407UP-NF	E	7 dBi, N Female Connector	49.00	46.06	43.12	CALL
HG2409UP-NF	E	9 dBi, N Female Connector	56.00	52.64	49.28	CALL
HG2409U	A*	8.5 dBi, N Male Connector	60.00	56.40	52.80	CALL
HG2409UM-RSP	B*	8.5 dBi, Marine, 3ft (0.9m) Pigtail with RP-SMA Plug Connector	135.00	126.90	118.80	CALL
HG2409U-PRO	A*	9 dBi, N Female Connector (available in 5-Pack)	79.00	75.84	72.68	CALL
HG2409UDT-PRO	A	9 dBi, 7 Degree Electrical Down-Tilt, N Female Connector (available in 5-Pack)	84.00	80.64	77.28	CALL
HG2411UDT-PRO	A	11 dBi, 8 Degree Electrical Down-Tilt, N Female Connector (available in 5-Pack)	97.00	93.12	89.24	CALL
HG2412U-PRO	A	12 dBi, 12" (30.5cm) Pigtail w/ N Female Connector ANATEL Certified (available in 5-Pack)	120.00	115.20	110.40	CALL
HG2412UP-NF	E	12 dBi, N Female Connector	63.00	59.22	55.44	CALL
HG2415U-PRO	A	15 dBi, N Female Connector (available in 5-Pack)	133.00	125.02	117.04	CALL

* Similar to this style-see online Data Sheet for details.

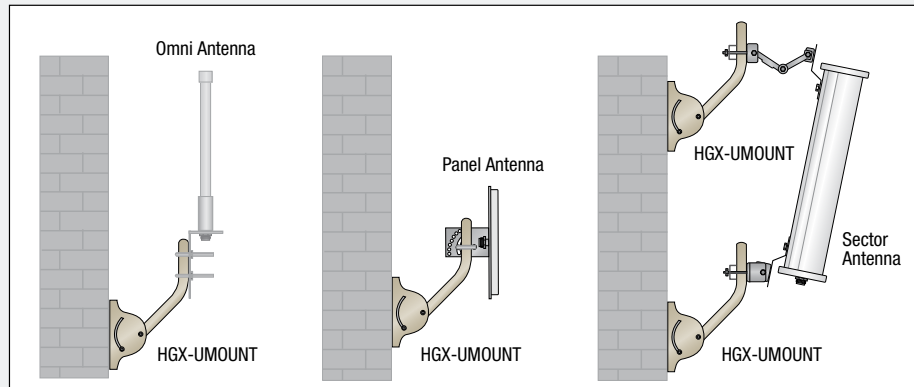
2.4 GHz Dual Polarized Omni Directional Antennas

The HyperLink® Wireless brand of DPU-Series Omni Directional antennas are versatile and offer high performance standards. These antennas feature a dual polarized MIMO design, all weather operation and include integral pole mounting hardware.

HG2406DPU	G	6 dBi, Dual Polarity with (2) N Female Connectors, MIMO	135.00	124.20	113.40	CALL
HG2410DPU	G	10 dBi, Dual Polarity with (2) N Female Connectors, MIMO	200.00	184.00	168.00	CALL
HG2413DPU	G	13 dBi, Dual Polarity with (2) N Female Connectors, MIMO	270.00	248.40	226.80	CALL

Tip Alternative mounting options for L-com's Sector, Panel and Omni WiFi Antennas

If it is not possible to install a WiFi antenna on a mast or pole, you can use the HGX-UMOUNT mounting bracket for side of building installations. In the diagram below two of L-com's HGX-UMOUNT brackets are connected to a HyperLink® brand HG2414SP-090 sector antenna. This mounting option will work with sector style antennas that have two (one upper and one lower) mounting point and with standard flat panel and Omni antennas using just one HGX-UMOUNT (see diagrams below).



"STYLE" refers to shape of antenna in series.

Item #	Style	Description	1-9	10-24	25-99	100+
--------	-------	-------------	-----	-------	-------	------

2.4 - 5.8 GHz Dual Band Omni Directional Antennas

The HyperLink® Wireless brand of HGV-series Omni Directional antennas are versatile and economical yet maintain high performance standards. These antennas feature a lightweight, compact, all weather operation design and include a pole mounting bracket.

HG2458-06U-PRO	A	6 dBi, Dual Band Omni Antenna, N Female Connector (available in 5-Pack)	110.00	103.40	96.80	CALL
HG2458-09U-PRO	A	9 dBi, Dual Band Omni Antenna, N Female Connector (available in 5-Pack)	120.00	112.80	105.60	CALL
HGV-2458-03U	D	3 dBi, Dual Band, N Female Connector	41.00	38.54	36.08	CALL
HGV-2458-05U	D	5 dBi, Dual Band, N Female Connector	48.00	45.12	42.24	CALL
HGV-2458-07U	D	7 dBi, Dual Band, N Female Connector	56.00	52.64	49.28	CALL
HG245806U-4RTP	F	4/6 dBi, Dual Band, (4) RP-TNC Plug Connectors, MIMO	140.00	128.80	117.60	CALL
HG245806U-4RSP	F	4/6 dBi, Dual Band, (4) RP-SMA Plug Connectors, MIMO	140.00	128.80	117.60	CALL

2.4-5.8 GHz Dual Band/Dual Polarized 4x4 MIMO Omni Directional Antennas

HyperLink® Wireless 2.4/5 GHz DPU Series are the world's first 802.11ac 4x4 MIMO outdoor Omni Directional, dual polarized/dual frequency antenna line, which features patent-pending technology. These antennas supported MIMO types include 2x2 systems (two streams), 3x3 systems (three streams) and 4x4 systems (4 streams).

HG2458-06DPU	M	6 dBi, Dual Band, Dual Polarized with (4) N Female Connectors	210.00	193.20	176.40	CALL
HG2458-09DPU	M	9 dBi, Dual Band, Dual Polarized with (4) N Female Connectors	260.00	239.20	218.40	CALL
HG2458-11DPU	M	11 dBi, Dual Band, Dual Polarized with (4) N Female Connectors	310.00	285.20	260.40	CALL

2.6 GHz Omni Directional Antenna

The HyperGain® HG2609U is a high performance Omni Directional WiFi antenna designed for the 2.6 GHz MMDS band. This compact and lightweight antenna is compatible with IEEE 802.16, 802.20 and WiMAX applications as well as NLOS applications. The HG2609U is ideal for Wireless Internet Service Providers (WISP) offering service in the less crowded 2.6 GHz band and is compatible with Navini™ Ripwave®.

HG2609U	*	8.5 dBi, N Male Connector	72.00	66.24	60.48	CALL
---------	---	---------------------------	-------	-------	-------	------

* See online Data Sheet for style details.

3.5 GHz Omni Directional Antennas

These HyperGain Antennas are professional high gain omni-directional base station WiFi antenna designed and optimized for the 3.5 GHz band. Typical applications include IEEE 802.16e, WiMAX and Mobile WiMAX applications.

HG3509U-PRO	B	9 dBi, N Female Connector	97.00	89.24	81.48	CALL
HG3512UP-NF	B	11.5 dBi, N Female Connector	97.00	91.18	85.36	CALL

4.9 - 5.8 GHz Omni Directional Antennas

Hyperlink's product line of high quality antennas for the 4940-4990 MHz band (4.9 GHz) offer cost effective solutions designed to meet the applications of Homeland Security and the Public Safety Program in the U.S.

HGV-4958-04U	D	4 dBi, N Female Connector	31.00	29.14	27.28	CALL
HGV-4958-06U	D	6 dBi, N Female Connector	42.00	39.48	36.96	CALL
HGV-4958-09U	D	9 dBi, N Female Connector	65.00	61.10	57.20	CALL
HGV-4958-12U	D	12 dBi, N Female Connector	84.00	78.96	73.92	CALL

5.1 - 5.8 GHz Omni Directional Antennas

The HyperLink® Wireless brand of UP-series Omni Directional antennas are versatile and economical yet maintain high performance standards. Designed for operation from 5.1 GHz to 5.8 GHz, these antennas feature an aluminum base and fiberglass all weather operation design and include a pole mounting bracket.

HG5158-06UP-NF	E	6 dBi, N Female Connector	54.00	49.68	45.36	CALL
HG5158-09UP-NF	E	8.5 dBi, N Female Connector	60.00	55.20	50.40	CALL

5.1 - 5.8 GHz Dual Polarized Omni Directional Antennas

The HyperLink® Wireless DP series 5 GHz Omni Directional antennas combine vertical and horizontal polarization in a single enclosure. It is a professional quality antenna designed primarily for MIMO point-to-multipoint applications.

HG5158DP-10U	G	10 dBi, Dual Polarity with (2) N Female Connectors	150.00	141.00	132.00	CALL
HG5158DP-13U	G	13 dBi, Dual Polarity with (2) N Female Connectors	200.00	188.00	176.00	CALL

5.3 - 5.8 GHz Omni Directional Antennas

The HyperLink® Wireless brand of U-series 5 GHz Omni Directional antennas are versatile and economical yet maintain high performance standards. These antennas feature an aluminum base and fiberglass all weather operation design and include a pole mounting bracket.

HG5310U	C	5.3 GHz, 10 dBi, N Female Connector	86.00	80.84	75.68	CALL
HG5412U	C	5.4 GHz, 12 dBi, N Female Connector	97.00	93.12	89.24	CALL
HG5806U-PRO	A	5.8 GHz, 6 dBi, N Female Connector (available in 5-Pack)	79.00	75.84	72.68	CALL
HG5809U-PRO	A	5.8 GHz, 9 dBi, N Female Connector (available in 5-Pack)	91.00	87.36	83.72	CALL
HG5808U	C	5.8 GHz, 8 dBi, N Female Connector	85.00	81.60	78.20	CALL
HG5812U-PRO	A	5.8 GHz, 12 dBi, N Female Connector (available in 5-Pack)	102.00	97.92	93.84	CALL

5.8 GHz Omni Directional Down-Tilt Antenna


The HyperLink® HG5811UDT-PRO is a Profession Grade Omni Directional Down-Tilt antenna that can be used for Commercial installations. The antenna features high gain and superior VSWR. The unit is optimized for the 5.8 GHz band applications. The pattern is electrically tilted downward to improve coverage from higher mounting elevations in difficult sites such as apartment complexes and similar installations.

HG5811UDT-PRO	A	11 dBi, 8 Degree Electrical Down-Tilt with N Female Connector	95.00	91.20	87.40	CALL
---------------	---	---	-------	-------	-------	------


5.8 GHz Omni Directional Wireless LAN Antenna

The HyperLink® HG5810U is a very compact yet high performance Omni Directional WiFi antenna designed for the 5.8 GHz ISM and UNII band. It is ideally suited for multipoint and mobile applications where high gain and wide coverage is desired.

HG5810U	E	10 dBi, Wireless LAN, N Female Connector	96.93	93.06	89.18	CALL
---------	---	--	-------	-------	-------	------



"STYLE" refers to shape of antenna in series.





Item #	Style	Description	1-9	10-24	25-99	100+
HyperLink® Embedded/Internal PCB Antennas						
HyperLink® embedded/internal antennas are designed to directly integrate into devices requiring wireless capability. By embedding these antennas directly into a device, the need for external antennas is eliminated. In addition to our standard embedded antenna offerings, L-com engineering can also custom design embedded antenna solutions to meet specific customer applications.						
HG902PU-UFL		900 MHz Embedded Omni Directional Antenna, U.FL Connector	11.00	10.12	9.24	CALL
HG2402PU-UFL		2.4 GHz Embedded Omni Directional Antenna, U.FL Connector	11.00	10.12	9.24	CALL
HG2458-05PU-UFL		2.4/5.8 GHz Dual Band Embedded Omni Directional Antenna, U.FL Connector	13.00	11.96	10.92	CALL
HG4958-05PU-UFL		4.9 - 5.8 GHz Embedded Omni Directional Antenna, U.FL Connector	13.00	11.96	10.92	CALL
HG72705FPU-UFL		700-2700 MHz, Flexible Embedded Omni Directional Antenna, U.FL Connector	13.00	11.96	10.92	CALL

HyperLink® Patch and Panel Antennas - Compact and Lightweight

These high performance directional patch and panel antennas are available for indoor and outdoor applications covering multiple popular frequencies. Our patch antennas are lightweight and feature aesthetic UV-stable, UL flame rated plastic radomes which can also be painted to match the room or building structure. Designed to be installed for horizontal or vertical polarization, they can be wall or ceiling mounted, as well as mast mounted using U-bolts.

Designed specifically as cost-effective solutions for today's demanding wireless applications, HyperLink® patch and panel antenna products offer a unique combination of superior all-weather performance, durability and aesthetics. Applications include IEEE 802.11b/g/n, 900 MHz cellular, RFID, 802.16, 802.20 and WiMAX.

<p>Mounting: L-com's patch antennas offer several unique mounting options. They can be mounted flat against a wall, or to a mast using a pair of 2 inch U-bolts. The antennas also accept most tilt-and-swivel security camera brackets equipped with standard 1/4-20 threads.</p> 	<p>Flush Mount: The HG2408P-NF can be mounted flat against the wall or ceiling. Its unique design allows the cable to exit out of the side or from the back of the unit which is ideal for mounting in locations that require the cable to be hidden.</p> 
---	---

HyperLink® Patch and Panel Antennas

These are low cost high gain antennas that come with their own enclosure space within the antenna radome. Mount your wireless card radio behind the antenna and seal the radome. All come with quick connect Cat5/6 connections. Antenna pigtail cable options are RP-SMA Plug, RP-TNC Plug, MMCX and UFL (with others available).

700-2700 MHz DAS Panel Antenna

HG72708XWPPR-NF	E	700-2700 MHz, 7.5/8.4 dBi, Cross Polarized, PIM Rated, MIMO, (2) N Female Con.	180.00	165.60	151.20	CALL
-----------------	---	--	--------	--------	--------	------

900 MHz Patch/Panel Antennas

HG8909P	D	9 dBi, Heavy Duty Flat Panel with N Female Connector	62.00	58.28	54.56	CALL
HG908P-NF	A	8 dBi, Flat Patch, 8" (20.3cm) Sq., 12" (30.5cm) Pigtail with N Female Connector	59.00	54.28	49.56	CALL
HG908P-SM	A	8 dBi, Flat Patch, 8" (20.3cm) Sq., 12" (30.5cm) Pigtail with SMA Male Connector	59.00	54.28	49.56	CALL

900 MHz Circular Polarized Patch Antennas

HG908PCL-NF	A	8 dBi, Left Hand, Circular Polarized, 12" (30.5cm) Pigtail with N Female Connector	54.00	51.84	49.68	CALL
HG908PCL-NM	A	8 dBi, Left Hand, Circular Polarized, 12" (30.5cm) Pigtail with N Male Connector	54.00	51.84	49.68	CALL
HG908PCL-RTP	A	8 dBi, Left Hand, Circular Polarized, 12" (30.5cm) Pigtail with RP-TNC Plug Connector	54.00	51.84	49.68	CALL
HG908PCL-RSP	A	8 dBi, Left Hand, Circular Polarized, 12" (30.5cm) Pigtail with RP-SMA Plug Connector	54.00	51.84	49.68	CALL
HG908PCL-SM	A	8 dBi, Left Hand, Circular Polarized, 12" (30.5cm) Pigtail with SMA Male Plug Connector	54.00	51.84	49.68	CALL
HG908PCR-NF	A	8 dBi, Right Hand, Circular Polarized, 12" (30.5cm) Pigtail with N Female Connector	54.00	51.84	49.68	CALL
HG908PCR-NM	A	8 dBi, Right Hand, Circular Polarized, 12" (30.5cm) Pigtail with N Male Connector	54.00	51.84	49.68	CALL
HG908PCR-RTP	A	8 dBi, Right Hand, Circular Polarized, 12" (30.5cm) Pigtail with RP-TNC Plug Connector	54.00	51.84	49.68	CALL
HG908PCR-RSP	A	8 dBi, Right Hand, Circular Polarized, 12" (30.5cm) Pigtail with RP-SMA Plug Connector	54.00	51.84	49.68	CALL
HG908PCR-SM	A	8 dBi, Right Hand, Circular Polarized, 12" (30.5cm) Pigtail with SMA Male Plug Connector	54.00	51.84	49.68	CALL

1.9 GHz Patch Antennas

HG1908P-NF	A	8 dBi, 4" (10.2cm) Sq., 12" (30.5cm) Pigtail with N Female Connector	49.00	45.08	41.16	CALL
HG1912P-NF	A	12 dBi, 8" (20.3cm) Sq., 12" (30.5cm) Pigtail with N Female Connector	60.00	55.20	50.40	CALL

2.4 GHz Patch/Panel Antennas

HG2408P-NF	C	8 dBi, 4" (10.2cm) Round, 10" (25.4cm) Pigtail with N Female Connector	35.00	32.20	29.40	CALL
HG2409PCL-NF	A	8 dBi, 4" (10.2cm) Sq., LH Cir Polarized, 12" (30.5cm) Pigtail with N Female Connector	36.00	33.12	30.24	CALL
HG2409PCR-NF	A	8 dBi, 4" (10.2cm) Sq., RH Cir Polarized, 12" (30.5cm) Pigtail with N Female Connector	36.00	33.12	30.24	CALL
HG2409P-NF	A	8 dBi, 4" (10.2cm) Sq., 12" (30.5cm) Pigtail with N Female Connector	35.00	32.20	29.40	CALL
HG2409XP	A	9 dBi, 8" (20.3cm) Sq., Cross Polarized, (2) N Female Connectors, MIMO	49.00	45.08	41.16	CALL
HG2410DP	B	10 dBi, 4" (10.2cm) Sq., (2) N Female Connectors, MIMO	36.00	33.12	30.24	CALL
HG2412P	B	12 dBi, 4" (10.2cm) Sq., N Female Connector	33.00	30.36	27.72	CALL
HG2414DP-3NF	D	14 dBi, 12" (30.5cm) Sq., Dual Polarized, (3) N Female Connectors, MIMO	120.00	110.40	100.80	CALL
HG2414P	A	14 dBi, 8" (20.3cm) Sq., N Female Connector	43.00	39.56	36.12	CALL
HG2414P-NF	A	14 dBi, 8" (20.3cm) Sq., 12" (30.5cm) Pigtail with N Female Connector	54.00	49.68	45.36	CALL
HG2416DP	D	16 dBi, 12" (30.5cm) Sq., Dual Polarized, (2) N Female Connectors, MIMO	120.00	110.40	100.80	CALL
HG2416P	A	15.5 dBi, 8" (20.3cm) Sq., N Female Connector	58.00	53.36	48.72	CALL
HG2418P	D	18 dBi, Flat Panel with N Female Connector	67.00	64.32	61.64	CALL

Call for special connectors and cable lengths

"STYLE" refers to shape of antenna in series.

Item #	Style	Description	1-9	10-24	25-99	100+
--------	-------	-------------	-----	-------	-------	------

2.4 GHz Wide Angle Patch Antennas

These compact 2.4 GHz WiFi antennas provide 5 dBi Gain with broad horizontal beam width of 135 degrees. They are ideally suited for applications requiring coverage of a wide area such as an office, public hotspot, industrial or warehouse use. These antennas are lightweight and feature an aesthetic UV-stable, white ABS UL Flame Rated radome and can also be painted to match the room or building structure. The HG2405P-135 can be installed for horizontal or vertical polarization.

HG2405P-135-NF	C*	5 dBi, Wide Angle, 12" (30.5cm) N Female Connector	40.00	36.80	33.60	CALL
HG2405P-135-NM	C*	5 dBi, Wide Angle, 4ft (1.2m) N Male Connector	40.00	36.80	33.60	CALL
HG2405P-135-RSP	C*	5 dBi, Wide Angle, 4ft (1.2m) RP-SMA Plug Connector	40.00	36.80	33.60	CALL
HG2405P-135-RTP	C*	5 dBi, Wide Angle, 4ft (1.2m) RP-TNC Plug Connector	40.00	36.80	33.60	CALL
HG2405SD-135-NF	C	5 dBi, Wide Angle Spatial Diversity, 12" (30.5cm) Dual N Female Connectors	49.00	45.08	41.16	CALL
HG2405SD-135-NM	C	5 dBi, Wide Angle Spatial Diversity, 4ft (1.2m) Dual N Male Connectors	49.00	45.08	41.16	CALL
HG2405SD-135-RSP	C	5 dBi, Wide Angle Spatial Diversity, 4ft (1.2m) Dual RP-SMA Plug Connectors	49.00	45.08	41.16	CALL
HG2405SD-135-RTP	C	5 dBi, Wide Angle Spatial Diversity, 4ft (1.2m) Dual RP-TNC Plug Connectors	49.00	45.08	41.16	CALL

*Similar to this antenna, but with one antenna lead.

2.4 - 5.8 GHz Wide Angle Patch Antennas

These compact 2.4 - 5.8 GHz WiFi antennas provide Dual Frequency diversity to improve connectivity and data throughput. They provide wide angle pattern to give the provider excellent area coverage from one antenna site.

HG2458-5P-135-NF	C	5 dBi, Wide Angle, 12" (30.5cm) N Female Connector	51.00	46.92	42.84	CALL
HG2458-5P-135-NM	C	5 dBi, Wide Angle, 4ft (1.2m) N Male Connector	51.00	46.92	42.84	CALL
HG2458-5P-135-RSP	C	5 dBi, Wide Angle, 4ft (1.2m) RP-SMA Plug Connector	51.00	46.92	42.84	CALL
HG2458-5P-135-RTP	C	5 dBi, Wide Angle, 4ft (1.2m) RP-TNC Plug Connector	51.00	46.92	42.84	CALL

2.4 - 5.8 GHz Panel Antennas

HG2458-08DP-4NF	A	8 dBi, 8" (20.3cm) Sq., Dual Polarized, (4) N Female Connectors, MIMO	250.00	230.00	210.00	CALL
HG245808DP-4RTP36	A	8 dBi, 8" (20.3cm) Sq., Dual Polarized, 36" (91.4cm) Pigtailed, (4) RP-TNC Plug Connectors, MIMO	225.00	207.00	189.00	CALL
HG2458-09P	A	9 dBi, 8" (20.3cm) Sq., N Female Connector	84.00	77.28	70.56	CALL
HG2458-10DP	B	10 dBi, 8" (20.3cm) Sq., Dual Polarized, (2) N Female Connectors, MIMO	42.00	38.64	35.28	CALL
HG2458-11XP	A	8/11 dBi, 8" (20.3cm) Sq., Dual Polarized, (2) N Female Connectors, MIMO	50.00	46.00	42.00	CALL
HG2458-11P	A	9/11 dBi, 8" (20.3cm) Sq., N Female Connector	65.00	59.80	54.60	CALL
HG2458-20P	A	20 dBi, 12" (30.5cm) Sq., N Female Connector	150.00	141.00	132.00	CALL
HG2458-10DP-6NF	A	10 dBi, 12" (30.5cm) Sq., Dual Polarized, (6) N Female Connectors, MIMO	162.00	149.04	136.08	CALL
HG2458-14DP-3NF	A	14 dBi, 12" (30.5cm) Sq., Dual Polarized, (3) N Female Connectors, MIMO	150.00	138.00	126.00	CALL
HG2458-14DP-4NF	A	14 dBi, 12" (30.5cm) Sq., Dual Polarized, (4) N Female Connectors, MIMO	160.00	147.20	134.40	CALL

2.4 - 5.8 GHz High Density Panel Antenna

The HyperLink HG2458-13HDP-4NF High Density Flat Panel Antenna combines four dual band antennas in a single housing. The unit consists of two vertically and two horizontally polarized multi-patch antennas. It is a professional quality antenna designed primarily for MIMO point-to-multipoint and point-to-point applications in the 2.4 GHz and the 4.9-5.8 GHz frequency bands. The unit can be used with APs and Routers with one to four antenna ports.

HG2458-13HDP-4NF	A	11/13 dBi, 12" (30.5cm) Sq., High Density/Dual Polarized, (4) N Female Connectors, MIMO	230.00	211.60	193.20	CALL
------------------	---	---	--------	--------	--------	------

2.6 GHz Patch Antenna

HG2614P-NF	A	14 dBi, 8" (20.3cm) Sq., 12" (30.5cm) Pigtail with N Female Connector	54.00	49.68	45.36	CALL
------------	---	---	-------	-------	-------	------

4.9 - 5.8 GHz Dual Polarized Panel Antennas

The HyperLink's Flat Panel Antennas combine vertical and horizontal polarization with high gain over multiple frequencies in a single enclosure. It is a professional quality antenna designed primarily for MIMO point-to-multipoint and point-to-point applications in the 4.9 GHz and 5.8 GHz frequency.

HG4958-17DP-3NF	A	17 dBi, 4.9/5.8 GHz, Dual Polarized Panel with (3) N Female Connectors	150.00	138.00	126.00	CALL
HG4958-19DP	A	19 dBi, 4.9/5.8 GHz, Dual Polarized Panel with (2) N Female Connectors	102.00	93.84	85.68	CALL

3.5 GHz, 4.9 GHz, 5.3 GHz, 5.4 GHz, 5.8 GHz and 4.9 - 5.8 GHz Patch/Panel Antennas

L-com's extensive line of patch antennas that cover frequencies from 3.5 to 5.8 GHz are ideal for applications such as WiMAX and public safety. Several of the patch antennas are broadband/multi-band antennas that eliminate the need to purchase different antennas for each frequency being used. This simplifies installations since the same antenna can be used for a wide array of wireless applications.

3.5 GHz Patch/Panel Antennas

HG3516DP	A	16 dBi, Dual Polarized Panel Antenna with (2) N Female Connectors	152.00	139.84	127.68	CALL
----------	---	---	--------	--------	--------	------

4.9 GHz Patch Antennas

HG4953P	A	8 dBi, 4" (10.2cm) Sq., Broadband, SMA Male Connector	60.00	55.20	50.40	CALL
HG4911P	A	11 dBi, 4" (10.2cm) Sq., SMA Female Connector	60.00	55.20	50.40	CALL

5.3 GHz Patch Antenna

HG5311P	A	11 dBi, 4" (10.2cm) Sq., SMA Female Connector	60.00	56.40	52.80	CALL
---------	---	---	-------	-------	-------	------

5.4 GHz Patch/Panel Antennas

HG5411P	A	11 dBi, Flat Patch, 4" (10.2cm) Sq., SMA Female Connector	60.00	56.40	52.80	CALL
HG5419P	A	19 dBi, Broadband Panel, 7" (17.8cm) Sq., N Female Connector	60.00	57.60	55.20	CALL

5.8 GHz Patch Antennas

HG5811P	A	11 dBi, 4" (10.2cm) Sq., SMA Female Connector	60.00	55.20	50.40	CALL
HG5819P	A	19 dBi, 7" (17.8cm) Sq., N Female Connector	60.00	55.20	50.40	CALL
HG5158P	A	8 dBi, 4" (10.2cm) Sq., Broadband, SMA Female Connector	60.00	56.40	52.80	CALL

4.9 - 5.8 GHz Broadband Patch Antennas

HG4958-23P	A	23 dBi, 12" (30.5cm) Sq., Broadband, N Female Connector	100.00	92.00	84.00	CALL
HG4958-07PCL	A	7 dBi, Left Hand Circular Polarized Flat Patch Antenna, SMA Female Connector	75.00	69.00	63.00	CALL
HG4958-07PCR	A	7 dBi, Right Hand Circular Polarized Flat Patch Antenna, SMA Female Connector	75.00	69.00	63.00	CALL

Call for special connectors and cable lengths



"STYLE" refers to shape of antenna in series.



Item #	Style	Description	1-9	10-24	25-99	100+
--------	-------	-------------	-----	-------	-------	------

900 MHz, 900 MHz - 2.4 GHz, 1.9 GHz, 2.4 GHz, 2.4 - 5.8 GHz and 3.5 GHz Rubber Duck Antennas

These high performance Omni Directional rubber duck antennas provide broad coverage and multiple gain options. HyperLink® flexible rubber duck antennas feature tilt-and-swivel connectors allowing them to be used vertically, at a right angle, or any angle in-between. Suitable as a replacement RF antenna for radios, wireless video transmitters and receivers, as well as digital spread spectrum radios.

900 MHz Rubber Duck Antennas

HG903RD-RSP	B	3 dBi, Tilt/Swivel RP-SMA Plug Connector	13.00	11.96	10.92	CALL
HG903RD-SM	B	3 dBi, Tilt/Swivel SMA Male Connector	13.00	11.96	10.92	CALL
HG905RD-RSP	B	5 dBi, Tilt/Swivel RP-SMA Plug Connector	25.00	23.00	21.00	CALL
HG905RD-SM	B	5 dBi, Tilt/Swivel SMA Male Connector	25.00	23.00	21.00	CALL
HG905RDR-RSP	A	5 dBi, Rigid RP-SMA Plug Connector	25.00	23.00	21.00	CALL

900 MHz - 2.4 GHz Tri Band/Quad Band WiFi Antennas

HG924-2TP-RSP	G	2 dBi, QUAD Band/WiFi 2.4 GHz Patch, with RP-SMA Plug Connector	19.00	17.86	16.72	CALL
---------------	---	---	-------	-------	-------	------

1.9 GHz Rubber Duck Antenna

HG1903RD-RSP	B	3 dBi, Tilt/Swivel RP-SMA Plug Connector	12.00	11.04	10.08	CALL
--------------	---	--	-------	-------	-------	------

2.4 GHz Rubber Duck Antennas

HG2400RDR-RSP	H	0 dBi, Stubby Rigid RP-SMA Plug Connector	10.00	9.20	8.40	CALL
HG2400RDR90-RSP	H	0 dBi, Stubby Rigid 90° RP-SMA Plug Connector	11.00	10.12	9.24	CALL
HG2402RD-RSF	B	2 dBi, Tilt/Swivel RP-SMA Plug Connector	7.50	6.90	6.30	CALL
HG2402RDR-RSP	A	2 dBi, Rigid RP-SMA Plug Connector	8.00	7.36	6.72	CALL
HG2403RD-NM	B	3 dBi, Tilt/Swivel N Male Connector	10.00	9.20	8.40	CALL
HG2403RD-RSF	B	3 dBi, Tilt/Swivel RP-SMA Plug Connector	10.00	9.20	8.40	CALL
HG2403RD-RTF	B	3 dBi, Tilt/Swivel RP-TNC Plug Connector	10.00	9.20	8.40	CALL
HG2403RD-SM	B	3 dBi, Tilt/Swivel SMA Male Connector	10.00	9.20	8.40	CALL
HG2405RD-NM	B	5 dBi, Tilt/Swivel N Male Connector	18.50	17.02	15.54	CALL
HG2405RD-RSP	B	5 dBi, Tilt/Swivel RP-SMA Connector	12.00	11.04	10.08	CALL
HG2405RD-RTP	B	5 dBi, Tilt/Swivel RP-TNC Connector	12.00	11.04	10.08	CALL
HG2407RD-NM	B	7 dBi, Tilt/Swivel N Male Connector	19.00	17.48	15.96	CALL
HG2407RD-RSP	B	7 dBi, Tilt/Swivel RP-SMA Plug Connector	17.00	15.64	14.28	CALL
HG2407RD-RTP	B	7 dBi, Tilt/Swivel RP-TNC Plug Connector	17.00	15.64	14.28	CALL
HG2407RD-SM	B	7 dBi, Tilt/Swivel SMA Male Connector	17.00	15.64	14.28	CALL
HG2409RD-NM	B	9 dBi, Tilt/Swivel N Male Connector	28.00	25.76	23.52	CALL
HG2409RD-RSP	B	9 dBi, Tilt/Swivel RP-SMA Plug Connector	25.00	23.00	21.00	CALL
HG2409RD-RTP	B	9 dBi, Tilt/Swivel RP-TNC Plug Connector	25.00	23.00	21.00	CALL
HG2409RD-SM	B	9 dBi, Tilt/Swivel SMA Male Connector	25.00	23.00	21.00	CALL

2.4 - 5.8 GHz Multi-Band Rubber Duck Antennas

HG2458-5RD-RSP	J	3/5 dBi, Tilt/Swivel RP-SMA Plug Connector	21.00	19.32	17.64	CALL
HG2458RD-RSP	B	3 dBi, Tilt/Swivel RP-SMA Plug Connector	16.50	15.51	14.52	CALL
HG2458RD-RTP	B	3 dBi, Tilt/Swivel RP-TNC Plug Connector	16.50	15.51	14.52	CALL
HG2458RD-SM	B	3 dBi, Tilt/Swivel SMA Male Connector	16.50	15.51	14.52	CALL
HG2458RD-TM	B	3 dBi, Tilt/Swivel TNC Male Connector	16.50	15.51	14.52	CALL

3.5 GHz Rubber Duck Antenna

HG3505RD-RSP	B	5 dBi, Tilt/Swivel RP-SMA Plug Connector	18.50	17.02	15.54	CALL
--------------	---	--	-------	-------	-------	------

1.9 GHz, 2.4 GHz, 2.4/5.8 GHz Rubber Duck Desktop Mobile Antennas

L-com's HyperLink® Omni Directional rubber duck wireless LAN antennas provide broad coverage and 3-9 dBi gain. These magnetic mount antennas feature a coaxial sleeve design with an Omni Directional pattern. These antennas were designed for IEEE 802.11b/g/n wireless LANs and 1.9 GHz cellular PCS radio applications. Mobile applications for these antennas include service vehicles, public transportation, mining vehicles, as well as numerous other commercial and industrial applications where mobility is required. The magnetic base is suitable for affixing to vehicles or other metal surfaces as well as sitting on a tabletop or shelf.

1.9 GHz Rubber Duck Antennas with Magnetic Mount

HG1903MGRD-SM	D	3 dBi, 5ft (1.5m) Cable with SMA Male Connector	24.00	23.04	22.08	CALL
HG1903MGRD-SNP	D	3 dBi, 5ft (1.5m) Cable with SMA Nano Connector	24.00	23.04	22.08	CALL

2.4 GHz Rubber Duck Antennas with Magnetic Mount

HG2407MGRD-RSP	E	7 dBi, 5ft (1.5m) Cable with RP-SMA Plug Connector	25.00	23.50	22.00	CALL
HG2407MGRD-RTP	E	7 dBi, 5ft (1.5m) Cable with RP-TNC Plug Connector	25.00	23.50	22.00	CALL
HG2409MGRD-RSP	E	9 dBi, 5ft (1.5m) Cable with RP-SMA Plug Connector	31.00	29.14	27.28	CALL
HG2409MGRD-RTP	E	9 dBi, 5ft (1.5m) Cable with RP-TNC Plug Connector	31.00	29.14	27.28	CALL

2.4/5.8 GHz Multi-Band Rubber Duck Antennas with Magnetic Mount


HG2458MGRD-RSP	F	3/5 dBi, 5ft (1.5m) Cable with RP-SMA Plug Connector	30.00	28.20	26.40	CALL
HG2458MGRD-RTP	F	3/5 dBi, 5ft (1.5m) Cable with RP-TNC Plug Connector	30.00	28.20	26.40	CALL
HG2458-7RDR-NM	C	7 dBi, Rigid Rubber Duck with N Male Connector	27.00	24.84	22.68	CALL

698-2700 MHz Cellular (LTE)/WiFi Multi-Band Rubber Duck Antenna

HG72703RDR-NM	C	3 dBi, Rigid Rubber Duck with N Male Connector	28.00	25.76	23.52	CALL
---------------	---	--	-------	-------	-------	------

Tip Rubber Duck Antennas

Rubber Duck antennas usually come with an articulated "Swivel" joint, permitting the antenna base to pivot 90°. The antenna can also be ordered with a "Rigid" connector base, when the swivel is not required or needed. These antennas are numbered with an "RDR" suffix after the basic part number. The base can also have a "Rigid 90°" connector base which carries the "RDR90" suffix. If your application requires these options, please inquire about special orders at reasonable pricing.



"STYLE" refers to shape of antenna in series.

Item #	Style	Description	1-9	10-24	25-99	100+
--------	-------	-------------	-----	-------	-------	------

Sectorial Omni Directional Antennas

HyperLink's sector antennas are designed for Cell Site installations and include a variety of gain, frequency and radiation patterns. These WiFi antennas feature our unique heavy-duty mounting systems that allow installation from level to over 20° down-tilt. These 120° arrays are available supporting a wide range of applications. These antennas feature stainless steel construction for all-weather operation.

2.4 GHz Sectorial Antenna Arrays

HK2414-120	A	14 dBi, Multi-Feed, Includes (3) 120° Antenna with Mounting Array	600.00	564.00	528.00	CALL
HK2414-120NF	A	14 dBi, Single-Feed, Includes (3) 120° Antenna with Mounting Array, Splitter, 3 Cables	750.00	705.00	660.00	CALL
HK2417-120	A	17 dBi, Multi-Feed, Includes (3) 120° Antenna with Mounting Array	690.00	648.60	607.20	CALL
HK2417-120NF	A	17 dBi, Single-Feed, Includes (3) 120° Antenna with Mounting Array, Splitter, 3 Cables	840.00	789.60	739.20	CALL
HK2420-120	A	20 dBi, Multi-Feed, Includes (3) 120° Antenna with Mounting Array	1465.00	1377.10	1289.20	CALL
HK2420-120NF	A	20 dBi, Single-Feed, Includes (3) 120° Antenna with Mounting Array, Splitter, 3 Cables	1615.00	1518.10	1421.20	CALL

Sectorial Panel Antennas

HyperLink's sectorial panel antennas are available in multiple frequencies, gain and 65-180°. They can be used stand alone or in circular groups to maximize coverage and feature heavy-duty plastic radome for all-weather operation, with mounting systems that adjust to pinpoint direction.

698 - 960 / 1710 - 2700 Sector DAS Antennas

HG72710XP-065	D	10 dBi, 65°, 1710-2700 MHz, Cross Polarized, (2) N Female Connectors, MIMO	215.00	197.80	180.60	CALL
HG72712P-120	B	12 dBi, 120°, 1710-2700 MHz, N Female Connector	323.00	297.16	271.32	CALL
HG72714P-090	B	13 dBi, 90°, 1710-2700 MHz, N Female Connector	329.00	302.68	276.36	CALL

900 MHz Sectorial Panel Antennas

HG913P-120	B	13 dBi, 120°, N Female Connector	302.00	277.84	253.68	CALL
HG913HSP-120	B	13 dBi, 120°, Horizontal Polarized, N Female Connector	255.00	239.70	224.40	CALL

2.4 GHz Sectorial Panel Antennas

HG2412P-180	B	12 dBi, 180°, Sector Panel Antenna, N Female Connector	180.00	165.60	151.20	CALL
HG2412SXP-120	D	12 dBi, 120°, Spatial Diversity / Cross Polarized, (4) N Female Connectors, MIMO	375.00	345.00	315.00	CALL
HG2414SP-120	B	14 dBi, 120°, N Female Connector	181.00	166.52	152.04	CALL
HG2415P-180	C	15 dBi, 180°, N Female Connector	340.00	312.80	285.60	CALL
HG2416SXP-090	D	16 dBi, 90°, Spatial Diversity / Cross Polarized, (4) N Female Connectors, MIMO	410.00	377.20	344.40	CALL
HG2417P-120	B	17 dBi, 120°, N Female Connector	205.00	188.60	172.20	CALL
HG2420P-120	B	20 dBi, 120°, N Female Connector	430.00	395.60	361.20	CALL

90 degree versions are available for most Sectorial Panel Antennas. Call your customer service representative for information.

3.5 GHz Sectorial Panel Antenna

HG3517DP-090	B	17 dBi, 90°, Dual Polarized, (2) N Female Connectors, MIMO	325.00	299.00	273.00	CALL
--------------	---	--	--------	--------	--------	------

5 GHz Sectorial Cross Polarized Antenna

HG5158-16XP-090	B	16 dBi, 90°, Cross Polarized, Dual Polarity, (2) N Female Connectors, MIMO	135.00	124.20	113.40	CALL
-----------------	---	--	--------	--------	--------	------

5 GHz Spatial Diversity Cross Polarized Antenna

HG5816SXP-090	D	16 dBi, 90°, Cross Polarized, Spatial Diversity (4) N Female Connectors, MIMO	430.00	395.60	361.20	CALL
---------------	---	---	--------	--------	--------	------

5.4 GHz Sectorial Panel Antenna

HG5417P-090	B	17 dBi, 90°, N Female Connector	183.15	175.82	168.49	CALL
-------------	---	---------------------------------	--------	--------	--------	------

5.8 GHz Sectorial Panel Antennas

HG5814P-120	B	14 dBi, 120°, Integral N Female Connector	175.00	161.00	147.00	CALL
HG5817P-090	B	17 dBi, 90°, N Female Connector	180.00	165.60	151.20	CALL

2.4 / 4.9 - 5.8 GHz Dual Feed / Dual Band Sectorial Panel Antennas

HG2458-13P-180	B	13 dBi, 180°, (2) N Female Connectors, MIMO	375.00	345.00	315.00	CALL
HG2458-14P-090	B	14 dBi, 90°, (2) N Female Connectors, MIMO	225.00	207.00	189.00	CALL

4.9 - 5.8 GHz Dual Feed / Dual Polarity Sectorial Panel Antennas


HG5813DP-180	B	13 dBi, 180°, (2) N Female Connectors, MIMO	405.00	372.60	340.20	CALL
HG4958-17DP-090	B	17 dBi, 90°, (2) N Female Connectors, MIMO	120.00	115.20	110.40	CALL

5.1 - 5.8 GHz Dual Polarity Sectorial Panel Antenna

HG5158-19DP-090	B	19 dBi, 90°, (2) N Female Connectors, MIMO	185.00	177.60	170.20	CALL
-----------------	---	--	--------	--------	--------	------



HK2414-120
STYLE
A



HK2417-120
STYLE
A



HG72710XP-065
STYLE
D



HG2412SXP-120
STYLE
D



HG72712P-120
STYLE
B



HG5158-16XP-090
STYLE
B



HG2415P-180
STYLE
C




HG5816SXP-090
STYLE
D



HG2458-13P-180
STYLE
B

"STYLE" refers to shape of antenna in series.



Item #	Style	Description	1-9	10-24	25-99	100+
--------	-------	-------------	-----	-------	-------	------

2.4 GHz Mobile Mount Antennas - Built for Demanding Mobile Applications

Our extensive line of magnetic mount and mast mount mobile Omni Directional antennas are perfect for demanding mobile applications including law enforcement, construction vehicles, and mobile metering. Several styles are offered with many frequency and gain choices supporting IEEE 802.11b/g/n.

- All weather construction
- IEEE 802.11b/g/n
- Bluetooth® and WiFi
- Magnetic and mast mount options
- RoHS compliant

Magnetic Mobile Mounts

HMA1-NFA10	C	NMO to N Female, 10ft (3.0m) 195-Series	26.00	23.92	21.84	CALL
HMA1-NMA10	C	NMO to N Male, 10ft (3.0m) 195-Series	26.00	23.92	21.84	CALL
HMA1-RSPA10	C	NMO to RP-SMA Plug, 10ft (3.0m) 195-Series	26.00	23.92	21.84	CALL
HMA1-RTPA10	C	NMO to RP-TNC Plug, 10ft (3.0m) 195-Series	26.00	23.92	21.84	CALL
HMA3-NFA10	D	N Female to N Female, 10ft (3.0m) 195-Series	31.00	28.52	26.04	CALL
HMA3-NMA10	D	N Female to N Male, 10ft (3.0m) 195-Series	31.00	28.52	26.04	CALL
HMA3-RSPA10	D	N Female to RP-SMA Plug, 10ft (3.0m) 195-Series	31.00	28.52	26.04	CALL
HMA3-RTPA10	D	N Female to RP-TNC Plug, 10ft (3.0m) 195-Series	31.00	28.52	26.04	CALL
HMA6-RSP05	B	RP-SMA Jack to RP-SMA Plug, 5ft (1.5m) 100-Series	21.00	19.32	17.64	CALL
HMA6-RSP10	B	RP-SMA Jack to RP-SMA Plug, 10ft (3.0m) 100-Series	21.00	19.32	17.64	CALL
HMA6-RTP05	B	RP-SMA Jack to RP-TNC Plug, 5ft (1.5m) 100-Series	21.00	19.32	17.64	CALL
HMA6-RTP10	B	RP-SMA Jack to RP-TNC Plug, 10ft (3.0m) 100-Series	21.00	19.32	17.64	CALL

2.4 GHz Antennas with Magnetic Mobile Mounts

HG2403MGU-NM	F	3 dBi, Dual Band, 10ft (3.0m) Cable with N Male Connector	56.25	51.75	47.25	CALL
HG2403MGU-RSP	F	3 dBi, Dual Band, 10ft (3.0m) Cable with RP-SMA Plug Connector	56.25	51.75	47.25	CALL
HG2403MGU-RTP	F	3 dBi, Dual Band, 10ft (3.0m) Cable with RP-TNC Plug Connector	56.25	51.75	47.25	CALL
HG2403MGURW-NM	G	3 dBi, White Radome, 10ft (3.0m) Cable with N Male Connector	54.00	49.68	45.36	CALL
HG2403MGURW-RSP	G	3 dBi, White Radome, 10ft (3.0m) Cable with RP-SMA Plug Connector	54.00	49.68	45.36	CALL
HG2403MGURW-RTP	G	3 dBi, White Radome, 10ft (3.0m) Cable with RP-TNC Plug Connector	54.00	49.68	45.36	CALL
HG2403MGURB-NM	G	3 dBi, Black Radome, 10ft (3.0m) Cable with N Male Connector	54.00	49.68	45.36	CALL
HG2403MGURB-RSP	G	3 dBi, Black Radome, 10ft (3.0m) Cable with RP-SMA Plug Connector	54.00	49.68	45.36	CALL
HG2403MGURB-RTP	G	3 dBi, Black Radome, 10ft (3.0m) Cable with RP-TNC Plug Connector	54.00	49.68	45.36	CALL
HG2405MGU-NM	E	5 dBi, 10ft (3.0m) Cable with N Male Connector	45.50	42.77	40.04	CALL
HG2405MGU-RSP	E	5 dBi, 10ft (3.0m) Cable with RP-SMA Plug Connector	45.50	42.77	40.04	CALL
HG2405MGU-RTP	E	5 dBi, 10ft (3.0m) Cable with RP-TNC Plug Connector	45.50	42.77	40.04	CALL
HG2409MGU-NF	I	8.5 dBi, 10ft (3.0m) Cable with N Female Connector	84.00	78.96	73.92	CALL
HG2409MGU-NM	I	8.5 dBi, 10ft (3.0m) Cable with N Male Connector	84.00	78.96	73.92	CALL
HG2409MGU-RSP	I	8.5 dBi, 10ft (3.0m) Cable with RP-SMA Plug Connector	84.00	78.96	73.92	CALL

2.4 GHz Mobile Mount Antennas

HG2403U-NMO	F	3 dBi, Dual Band, NMO Connector	35.50	32.66	29.82	CALL
HG2403UR-NMOW	G	3 dBi, White Radome, NMO Connector	33.00	30.36	27.72	CALL
HG2403UR-NMOB	G	3 dBi, Black Radome, NMO Connector	33.00	30.36	27.72	CALL
HG2403UR-NFBB	A	3 dBi, Black Radome, N-Female Bulkhead Connector	46.00	42.32	38.64	CALL
HG2403UR-BAN12RTP	A	3 dBi, Black Radome, 12" (30.4cm) Pigtail, RP-TNC Plug Connector	46.00	42.32	38.64	CALL
HG2405U-NMO	E	5 dBi, NMO Connector	25.00	23.00	21.00	CALL
HG2405UR-NMO	H	5 dBi, Black Radome, Flex-Base, NMO Connector	102.32	94.14	85.95	CALL
HG2408UR-NM	H	8 dBi, Black Radome, Flex-Base, N Male Connector	102.00	95.88	89.76	CALL
HG2409U	I	8.5 dBi, N Male Connector	60.00	56.40	52.80	CALL

2.4 - 5.8 GHz Antennas with Magnetic Mobile Mounts

HG245803UR-NMOB	G	3 dBi, Dual band, Black Radome, NMO Connector	38.00	34.96	31.92	CALL
HG245803UR-NMOW	G	3 dBi, Dual band, White Radome, NMO Connector	38.00	34.96	31.92	CALL
HG245803MGURB-NF	G	3 dBi, Dual Band, 10ft (3.0m) Cable with N Female Connector	59.00	54.28	49.56	CALL
HG245803MGURB-NM	G	3 dBi, Dual Band, 10ft (3.0m) Cable with N Male Connector	59.00	54.28	49.56	CALL
HG245803MGURB-RSP	G	3 dBi, Dual Band, 10ft (3.0m) Cable with RP-SMA PLUG Connector	59.00	54.28	49.56	CALL
HG245803MGURB-RTP	G	3 dBi, Dual Band, 10ft (3.0m) Cable with RP-TNC PLUG Connector	59.00	54.28	49.56	CALL
HG245803MGURB-SM	G	3 dBi, Dual Band, 10ft (3.0m) Cable with SMA Male Connector	59.00	54.28	49.56	CALL
HG245803MGURB-TM	G	3 dBi, Dual Band, 10ft (3.0m) Cable with TNC Male Connector	59.00	54.28	49.56	CALL
HG245803MGURW-NF	G	3 dBi, Dual Band, 10ft (3.0m) Cable with N Female Connector	59.00	54.28	49.56	CALL
HG245803MGURW-NM	G	3 dBi, Dual Band, 10ft (3.0m) Cable with N Male Connector	59.00	54.28	49.56	CALL
HG245803MGURW-RSP	G	3 dBi, Dual Band, 10ft (3.0m) Cable with RP-SMA PLUG Connector	59.00	54.28	49.56	CALL
HG245803MGURW-RTP	G	3 dBi, Dual Band, 10ft (3.0m) Cable with RP-TNC PLUG Connector	59.00	54.28	49.56	CALL
HG245803MGURW-SM	G	3 dBi, Dual Band, 10ft (3.0m) Cable with SMA Male Connector	59.00	54.28	49.56	CALL
HG245803MGURW-TM	G	3 dBi, Dual Band, 10ft (3.0m) Cable with TNC Male Connector	59.00	54.28	49.56	CALL

Cellular (LTE)/WiFi Multi-Band Mobile Antennas

HyperLink Wireless multi-band mobile antennas are designed to operate from 698-960 MHz to 1710-2700 MHz, making them ideal for Cellular LTE and IEEE 802.11g WiFi applications. Their operational frequency range also makes them compatible with in-building DAS networks which are used to distribute Cellular and WiFi signals throughout a building or area.

HG72703UR-NMOB	G	3 dBi, Multi Band, Black Radome, NMO Connector	38.00	34.96	31.92	CALL
HG72703UR-NMOW	G	3 dBi, Multi Band, white Radome, NMO Connector	38.00	34.96	31.92	CALL
HG72703MGURB-NF	G	3 dBi, Multi Band, 10ft (3.0m) Cable with N Female Connector	59.00	54.28	49.56	CALL
HG72703MGURB-NM	G	3 dBi, Multi Band, 10ft (3.0m) Cable with N Male Connector	59.00	54.28	49.56	CALL
HG72703MGURB-RSP	G	3 dBi, Multi Band, 10ft (3.0m) Cable with RP-SMA PLUG Connector	59.00	54.28	49.56	CALL
HG72703MGURB-RTP	G	3 dBi, Multi Band, 10ft (3.0m) Cable with RP-TNC PLUG Connector	59.00	54.28	49.56	CALL
HG72703MGURB-SM	G	3 dBi, Multi Band, 10ft (3.0m) Cable with SMA Male Connector	59.00	54.28	49.56	CALL
HG72703MGURB-TM	G	3 dBi, Multi Band, 10ft (3.0m) Cable with TNC Male Connector	59.00	54.28	49.56	CALL
HG72703MGURW-NF	G	3 dBi, Multi Band, 10ft (3.0m) Cable with N Female Connector	59.00	54.28	49.56	CALL
HG72703MGURW-NM	G	3 dBi, Multi Band, 10ft (3.0m) Cable with N Male Connector	59.00	54.28	49.56	CALL
HG72703MGURW-RSP	G	3 dBi, Multi Band, 10ft (3.0m) Cable with RP-SMA PLUG Connector	59.00	54.28	49.56	CALL
HG72703MGURW-RTP	G	3 dBi, Multi Band, 10ft (3.0m) Cable with RP-TNC PLUG Connector	59.00	54.28	49.56	CALL
HG72703MGURW-SM	G	3 dBi, Multi Band, 10ft (3.0m) Cable with SMA Male Connector	59.00	54.28	49.56	CALL
HG72703MGURW-TM	G	3 dBi, Multi Band, 10ft (3.0m) Cable with TNC Male Connector	59.00	54.28	49.56	CALL

"STYLE" refers to shape of antenna in series.

Item #	Style	Description	1-9	10-24	25-99	100+
--------	-------	-------------	-----	-------	-------	------

380-6000 MHz DAS and Public Safety DAS Antennas

HyperLink's high performance DAS and Public Safety DAS ceiling mount omni directional antennas are specifically designed to distribute Cellular and WiFi signals throughout a building or area. Public Safety DAS antennas also provide low band coverage for UHF, 600 MHz, 1390-1432 MHz and AWS-3 bands. The Multi-Band design of these omni antennas eliminates the need to purchase different antennas for each frequency.

HG72706DPCUPR-NF	M	700-2700 MHz, 3.5-5.8 dBi, PIM Rated, MIMO, (2) N Female Connectors	98.00	90.16	82.32	CALL
HG75805CUPR-NF	L	700-6000 MHz, 2/5 dBi, PIM Rated, N Female Connector	78.00	71.76	65.52	CALL
HG35805CUPR-NF	O	380-6000 MHz, 2-6.4 dBi, PIM Rated, N Female Connector	125.00	115.00	105.00	CALL
HG72704CU-NF	L	700-2700 MHz, 3/4 dBi, N Female Connector	31.00	29.14	27.28	CALL
HG72704CU-RSP	L	700-2700 MHz, 3/4 dBi, RP-SMA Plug Connector	31.00	29.14	27.28	CALL
HG72704CU-RTP	L	700-2700 MHz, 3/4 dBi, RP-TNC Plug Connector	31.00	29.14	27.28	CALL
HG72705CUPR-NF	L	700-2700 MHz, 2/5 dBi, PIM Rated, N Female Connector	62.00	57.04	52.08	CALL

2.4 GHz/2.4-5.8 GHz Ceiling Antennas - Indoor Single Band/Dual Band/MIMO Antennas

HyperLink® offers a number of Ceiling Antennas in 2.4 GHz and 2.4/5.8 GHz frequencies for many indoor applications. The coverage is 360° and operating with single feed (1 X 1) as well as the new MIMO Multiple feeds (3 X 3 and 6 X 6). MIMO antennas provide the user with a single antenna to couple with the many multiple feed wireless radios operating in 802.11a/b/g/n.

2.4 GHz MIMO Spatial Diversity Ceiling Antennas

HG2403-SDC-3NF	J	3 dBi, Spatial Diversity Ceiling Antenna, (3) N Female Connectors	60.00	57.60	55.20	CALL
HG2403-SDC-3NM	J	3 dBi, Spatial Diversity Ceiling Antenna, (3) N Male Connectors	60.00	57.60	55.20	CALL
HG2403-SDC-3RSP	J	3 dBi, Spatial Diversity Ceiling Antenna, (3) RP-SMA Plug Connectors	60.00	57.60	55.20	CALL
HG2403-SDC-3RTP	J	3 dBi, Spatial Diversity Ceiling Antenna, (3) RP-TNC Plug Connectors	60.00	57.60	55.20	CALL

2.4 - 5.8 GHz Dual Band MIMO Spatial Diversity Ceiling Antennas

HG2458-3SDC-3NF	J	3 dBi, Dual Band Spatial Diversity, (3) N Female Connectors	60.29	56.68	53.06	CALL
HG2458-4SDC-6RSP	K	4 dBi, Dual Band Spatial Diversity, (6) RP-SMA Plug Connectors	91.00	85.54	80.08	CALL
HG2458-4SDC-6RTP	K	4 dBi, Dual Band Spatial Diversity, (6) RP-TNC Plug Connectors	90.47	85.04	79.61	CALL

2.4 - 5.8 GHz Dual Band Ceiling Antennas

HG2458CU-NF	L	3 dBi, Dual Band Ceiling Antenna, N Female Connector	49.00	45.08	41.16	CALL
HG2458CU-RTP	L	3 dBi, Dual Band Ceiling Antenna, RP-TNC Plug Connector	49.00	45.08	41.16	CALL

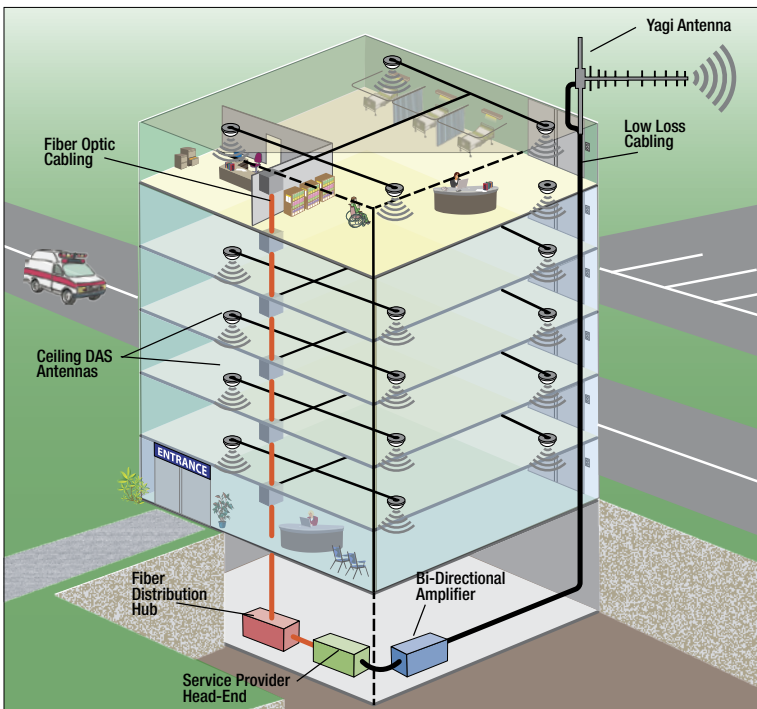
Dual Band GPS/Cellular (3G/LTE) Mobile Magnetic Mount Antennas

The HyperLink Wireless HG-PCGM Series are a small form factor, high performance, combination GPS/Cellular (3G/LTE) antennas aimed at automatic vehicle locator and fleet tracking management systems that serve public safety, railroad, agriculture, utility, mass transit, and defense industries among others.

HG-PCGM01-03FJ	N	28 dBi (GPS) / 3 dBi (Cellular), Magnetic Mount with (2) Fakra Jack Connectors	42.00	38.64	35.28	CALL
HG-PCGM01-03SM	N	28 dBi (GPS) / 3 dBi (Cellular), Magnetic Mount with (2) SMA Male Connectors	42.00	38.64	35.28	CALL

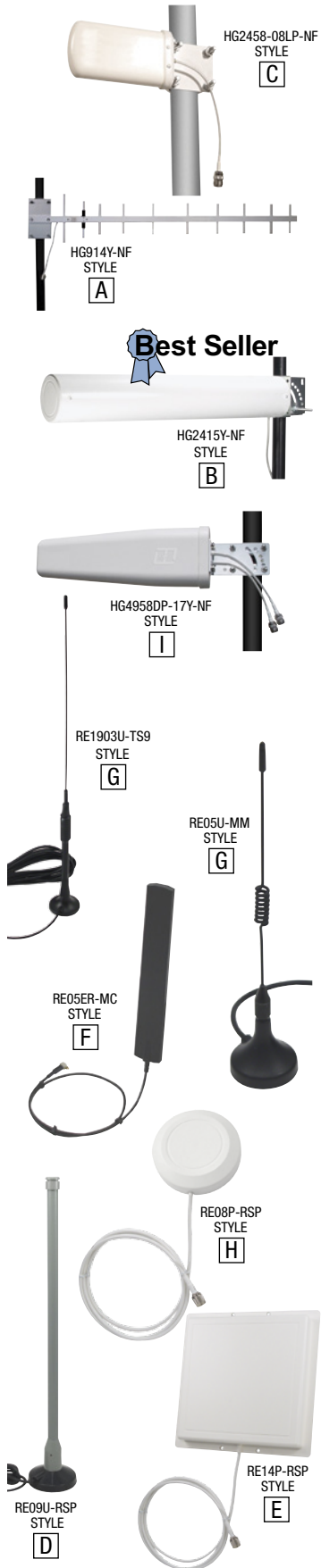


"STYLE" refers to shape of antenna in series.



Medical Facility DAS Network

In the application diagram, L-com's DAS ceiling antennas are connected via low loss coaxial cable to fiber distribution units and then to the data center via fiber optic cabling providing staff, patients and guests with broadband wireless access supporting both cellular and WiFi device connectivity.




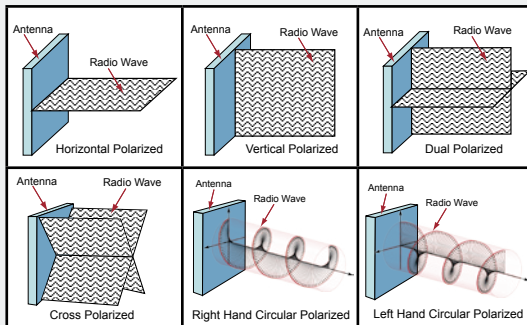
Item #	Style	Description	1-9	10-24	25-99	100+
HyperLink® Log Periodic Antenna						
L-com's HyperLink® Log Periodic Antenna features high gain with multi-band performance. The radome enclosed antennas are ideal for all weather operation.						
2.4 - 5.8 GHz Log Periodic Antenna						
HG2458-08LP-NF	C	8 dBi, Radome Enclosed, 9" (22.9cm) Pigtail with N Female Connector	79.00	72.68	66.36	CALL
HyperLink® Yagi Antennas						
HyperLink® offers both radome enclosed and non-radome enclosed long range directional Yagi antennas. These rugged antennas are ideal for all weather operation.						
900 MHz Yagi Antennas						
HG903YE-NF	A	3 dBi, Aluminum, 15" (38.1cm) Pigtail with N Female Connector	33.00	31.02	29.04	CALL
HG906YE-NF	A	6 dBi, Aluminum, 15" (38.1cm) Pigtail with N Female Connector	37.00	34.78	32.56	CALL
HG909YE-NF	A	9 dBi, Aluminum, 15" (38.1cm) Pigtail with N Female Connector	41.00	38.54	36.08	CALL
HG912YE-NF	A	12 dBi, Aluminum, 15" (38.1cm) Pigtail with N Female Connector	44.00	41.36	38.72	CALL
HG914YE-NF	A	14 dBi, Aluminum, 15" (38.1cm) Pigtail with N Female Connector	52.00	48.88	45.76	CALL
HG909Y-NF	A	9 dBi, Stainless Steel, 18" (45.7cm) Pigtail with N Female Connector	43.00	39.56	36.12	CALL
HG913Y-NF	A	13 dBi, Stainless Steel, 18" (45.7cm) Pigtail with N Female Connector	65.00	59.80	54.60	CALL
HG914Y-NF	A	14 dBi, Aluminum, 12" (30.5cm) Pigtail with N Female Connector	145.00	133.40	121.80	CALL
1.9 GHz Yagi Antenna						
HG1912SY-NF	A	12 dBi, Stainless Steel, 7" (17.8cm) Pigtail with N Female Connector	54.00	49.68	45.36	CALL
2.4 GHz Yagi Antennas						
HG2409Y-NF	B	9 dBi, Radome Enclosed, 12" (30.5cm) Pigtail with N Female Connector	52.00	47.84	43.68	CALL
HG2409Y-NM	B	9 dBi, Radome Enclosed, 12" (30.5cm) Pigtail with N Male Connector	52.00	47.84	43.68	CALL
HG2412SY-NF	A	12 dBi, Stainless Steel, 7" (17.8cm) Pigtail with N Female Connector	54.00	49.68	45.36	CALL
HG2412Y-NF	B	12 dBi, Radome Enclosed, 12" (30.5cm) Pigtail with N Female Connector	59.00	54.28	49.56	CALL
HG2412Y-NM	B	12 dBi, Radome Enclosed, 12" (30.5cm) Pigtail with N Male Connector	59.00	54.28	49.56	CALL
HG2415Y-NF	B	14.5 dBi, Radome Enclosed, 12" (30.5cm) Pigtail with N Female Connector	65.00	59.80	54.60	CALL
HG2415Y-NM	B	14.5 dBi, Radome Enclosed, 12" (30.5cm) Pigtail with N Male Connector	65.00	59.80	54.60	CALL
4.9 - 5.8 GHz Dual Polarized Yagi Antenna						
HG4958DP-17Y-NF	I	17 dBi, Radome Enclosed, 12" (30.5cm) Pigtail with (2) N Female Connectors	181.00	166.52	152.04	CALL
5.8 GHz Yagi Antenna						
HG5817Y-NF-1	I	16.5 dBi, Radome Enclosed, 10" (25.4cm) Pigtail with N Female Connector	85.00	78.20	71.40	CALL
HyperLink® Range Extender Antennas						
L-com's HyperLink® range extender antennas can be used to achieve greater range than standard Rubber Duck antennas or a PC card's internal antenna. Full 360° coverage is provided by the Omni Directional antennas and the Patch style range extender antennas feature directional operation. This series supports various applications including 2.4 GHz IEEE 802.11b/g/n wireless LANs, 800-1800 MHz ISM, GSM and RFID.						
800-900 MHz Range Extender Antennas						
RE905U-NM	G	5 dBi, MAG Mount Omni 4ft (1.2m) Cable N Male Connector	26.00	23.92	21.84	CALL
RE905U-RSP	G	5 dBi, MAG Mount Omni 4ft (1.2m) Cable RP-SMA Plug Connector	26.00	23.92	21.84	CALL
RE905U-SM	G	5 dBi, MAG Mount Omni 4ft (1.2m) Cable SMA Male Connector	26.00	23.92	21.84	CALL
RE905U-TM	G	5 dBi, MAG Mount Omni 4ft (1.2m) Cable TNC Male Connector	26.00	23.92	21.84	CALL
900/1800-1900 MHz Range Extender Antennas						
RE1903U-MC	G	3 dBi, MAG Mount Omni 4ft (1.2m) Cable MC-Card Connector	27.00	24.84	22.68	CALL
RE1903U-NM	G	3 dBi, MAG Mount Omni 4ft (1.2m) Cable N Male Connector	27.00	24.84	22.68	CALL
RE1903U-SM	G	3 dBi, MAG Mount Omni 4ft (1.2m) Cable SMA Male Connector	26.89	24.74	22.59	CALL
RE1903U-SNP	G	3 dBi, MAG Mount Omni 4ft (1.2m) Cable SMA Nano Connector	27.00	24.84	22.68	CALL
RE1903U-TM	G	3 dBi, MAG Mount Omni 4ft (1.2m) Cable TNC Male Connector	27.00	24.84	22.68	CALL
RE1903U-TS9	G	3 dBi, MAG Mount Omni 4ft (1.2m) Cable TS9-Plug Connector	27.00	24.84	22.68	CALL
1.2 GHz Range Extender Antenna						
RE1208P-SM	E	8 dBi, 8" (20.3cm) Sq., 3ft (0.9m) Pigtail with SMA Male Connector	37.00	34.04	31.08	CALL
2.4 GHz Range Extender Antennas						
RE05ER-MC	F	5 dBi, 19" (22.9cm) Cable with MC-Card Connector	17.00	15.64	14.28	CALL
RE05ER-MM	F	5 dBi, 19" (22.9cm) Cable with MMCX Connector	17.00	15.64	14.28	CALL
RE05U-MM	G	5 dBi, MAG Mount, 4ft (1.2m) Cable with MMCX Connector	16.00	15.36	14.72	CALL
RE05U-RSP	G	5 dBi, MAG Mount, 4ft (1.2m) Cable with RP-SMA Plug Connector	16.00	15.36	14.72	CALL
RE05U-RTP	G	5 dBi, MAG Mount, 4ft (1.2m) Cable with RP-TNC Plug Connector	16.00	15.36	14.72	CALL
RE07U-RSP	G	7 dBi, MAG Mount, 4ft (1.2m) Cable with RP-SMA Plug Connector	18.00	17.28	16.56	CALL
RE07U-RTP	G	7 dBi, MAG Mount, 4ft (1.2m) Cable with RP-TNC Plug Connector	18.00	17.28	16.56	CALL
RE08P-RSP	H	8 dBi, 4" (10.2cm) Round, 4ft (1.2m) Cable with RP-SMA Plug Connector	38.00	34.96	31.92	CALL
RE08P-RTP	H	8 dBi, 4" (10.2cm) Round, 4ft (1.2m) Cable with RP-TNC Plug Connector	38.00	34.96	31.92	CALL
RE09U-RSP	D	9 dBi, MAG Mount, 4ft (1.2m) Cable with RP-SMA Plug Connector	85.00	79.90	74.80	CALL
RE09U-RTP	D	9 dBi, MAG Mount, 4ft (1.2m) Cable with RP-TNC Plug Connector	85.00	79.90	74.80	CALL
RE09P-RSP	E	8 dBi, 4" (10.2cm) Sq., 4ft (1.2m) Cable with RP-SMA Plug Connector	42.00	38.64	35.28	CALL
RE09P-RTP	E	8 dBi, 4" (10.2cm) Sq., 4ft (1.2m) Cable with RP-TNC Plug Connector	42.00	38.64	35.28	CALL
RE11DP-RSP	E	11 dBi, 8" (20.3cm) Sq., Dual Polarized, 3ft (0.9m) Cables w/RP-SMA Plug Connectors	42.00	38.64	35.28	CALL
RE11DP-RTP	E	11 dBi, 8" (20.3cm) Sq., Dual Polarized, 3ft (0.9m) Cables w/RP-TNC Plug Connectors	42.00	38.64	35.28	CALL
RE11DS-RSP	E	11 dBi, 8" (20.3cm) Sq., Dual Spatial, 3ft (0.9m) Cables w/RP-SMA Plug Connectors	42.00	38.64	35.28	CALL
RE11DS-RTP	E	11 dBi, 8" (20.3cm) Sq., Dual Spatial, 3ft (0.9m) Cables w/RP-TNC Plug Connectors	42.00	38.64	35.28	CALL
RE14P-RSP	E	14 dBi, 8" (20.3cm) Sq., 3ft (0.9m) Cable with RP-SMA Plug Connector	47.00	43.24	39.48	CALL
RE14P-RTP	E	14 dBi, 8" (20.3cm) Sq., 3ft (0.9m) Cable with RP-TNC Plug Connector	47.00	43.24	39.48	CALL

To see our full line of Range Extender Antennas go to L-com.com.

"STYLE" refers to shape of antenna in series.

Tip What is Polarity?

Polarization refers to the orientation of the electric field component of an electromagnetic wave with respect to the Earth's surface. An electromagnetic wave is composed of electric and magnetic fields propagating perpendicular to each other. Radio and light are both electromagnetic waves. Electromagnetic waves can propagate with linear, circular or elliptical polarization. Linear polarization is the most popular method used in WiFi communications and can take two forms, vertical and horizontal. Some antennas utilize dual polarity which provides access and interoperability with both vertical and horizontal polarized antennas. Other polarization options include cross polarization where one element is +45° polarized and the other is -45° polarized. The two opposing 45° angle of the elements produces a cross or X orientation. Circular-polarized antennas have equal response to either horizontal or vertical polarized antennas. These antennas are designed to either support right hand or left hand polarization to suit varied wireless connectivity applications.




Item #	Description	1-9	10-24	25-99	100+
--------	-------------	-----	-------	-------	------

Mounting Brackets for Antennas, Amplifiers and Surge Protectors

L-com offers an extensive line of mounting bracket options for its antennas, amplifiers, and surge protectors. Options include wall mount, window mount, mast mount and more. Visit us online at L-com.com for complete bracket dimensions and specifications.

HGX-LPMOUNT01	ALQ2-NMNFBS Surge Protector Mounting Bracket	6.25	5.75	5.25	CALL
HGX-PMT02	Indoor Antenna Mounting Kit, Small Metal Tilt & Swivel	13.00	11.96	10.92	CALL
HGX-PMT03	Indoor Antenna Mounting Kit, Medium Plastic Tilt & Swivel	15.00	13.80	12.60	CALL
HGX-PMT04	Large Metal Tilt & Swivel Mounting Bracket for Wall or Mast Mounting	24.00	22.08	20.16	CALL
HGX-PMT06	60° Tilt & Swivel Mounting Kit for Mounting to 1.25" to 2" Dia. Masts	12.00	11.04	10.08	CALL
HGX-PMT07	Stationary Mounting Kit for Mounting to 1.25" to 2" Dia. Masts	8.00	7.36	6.72	CALL
HGX-PMT08	Suction Cup Window Mounting Kit for Select HyperLink Antennas	13.00	11.96	10.92	CALL
HGX-PMT11	Heavy Duty Stationary Mast Mounting Kit for Mounting to 1.25" to 2" Dia.	14.00	12.88	11.76	CALL
HGX-PMT14	Mast Mount Kit for Outdoor Filters/Splitters 1.25" to 2" Dia. Masts	16.00	14.72	13.44	CALL
HGX-PMT15	Indoor Antenna Mounting Kit - Compact Metal Tilt & Swivel	13.00	11.96	10.92	CALL
HGX-PMT23	Heavy Duty Angled Mast Antenna Mount	12.00	11.04	10.08	CALL
HGX-PMT26	Antenna Array Pole Mount Kit for 120 Degree Sectorial Antennas	135.00	124.20	113.40	CALL
HGX-PMT31	Sector Panel Antenna Replacement Mounting Hardware	57.00	52.44	47.88	CALL
HGX-MMOUNT01	Ratchet Style Marine Antenna Mount	16.00	14.72	13.44	CALL
HGX-UMOUNT	Powder Coated Galvanized Steel "DSS-style" Arm-Outdoor Wall Mounting 21"	20.00	19.20	18.40	CALL
HGX-UMOUNT-10PK	Powder Coated Galvanized Steel "DSS-style" Arm-Outdoor Wall Mounting 10 Pack	150.00	144.00	138.00	CALL
HGX-UMOUNT01	Powder Coated Galvanized Steel "DSS-style" Arm-Outdoor Wall Mounting 26.7"	20.00	19.20	18.40	CALL
HGX-UMOUNT01-10PK	Powder Coated Galvanized Steel "DSS-style" Arm-Outdoor Wall Mounting 10 Pack	155.00	148.80	142.60	CALL
HGX-UMOUNT02	Ceiling/Wall Mount for 4.5" Sq. and 8.5" Sq. Patch Antennas	19.00	18.24	17.48	CALL
HGX-UMOUNT04	Universal Corner Mounting Bracket	30.00	28.80	27.60	CALL
HGX-UMOUNT07	Universal Tube Antenna/Satellite Dish Mount	28.00	26.88	25.76	CALL



RET/AISG 8-Pin FS1 Type Male or Female Connectors

Remote Electrical Tilt (RET) antenna systems are designed so that wireless providers can make adjustments remotely to their antenna systems. The Antenna Interface Standards Group (AISG) has created specifications for the control interface for these types of systems. L-com now offers these FS1 type connectors for AISG applications as well as industrial control applications.

AISGM-2000	RET/AISG 8-Pin FS1 Type Connector, Male	14.50	13.92	13.34	CALL
AISGF-2000	RET/AISG 8-Pin FS1 Type Connector, Female	14.50	13.92	13.34	CALL



RET/AISG 6-Conductor Control Cable Assemblies

L-com's 6-Conductor Remote Electrical Tilt (RET)/AISG compatible control cable assemblies are terminated with Male and Female FS1 type DIN connectors. The connectors on these cable assemblies are interchangeable with Amphenol C 901 A/B/C and Binder 423 series connectors.

CA-AISG6MFM01	RET/AISG 6-Conductor Control Cable, Male/Female, 1.0m	61.14	59.30	57.47	CALL
CA-AISG6MFM02	RET/AISG 6-Conductor Control Cable, Male/Female, 2.0m	65.18	63.22	61.27	CALL
CA-AISG6MFM03	RET/AISG 6-Conductor Control Cable, Male/Female, 3.0m	69.22	67.14	65.07	CALL
CA-AISG6MFM04	RET/AISG 6-Conductor Control Cable, Male/Female, 4.0m	74.50	72.27	70.03	CALL
CA-AISG6MFM05	RET/AISG 6-Conductor Control Cable, Male/Female, 5.0m	78.44	76.09	73.73	CALL
CA-AISG6MFM06	RET/AISG 6-Conductor Control Cable, Male/Female, 6.0m	82.48	80.01	77.53	CALL
CA-AISG6MFM09	RET/AISG 6-Conductor Control Cable, Male/Female, 9.0m	95.95	93.07	90.19	CALL
CA-AISG6MFM10	RET/AISG 6-Conductor Control Cable, Male/Female, 10.0m	101.18	98.15	95.11	CALL
CA-AISG6MFM15	RET/AISG 6-Conductor Control Cable, Male/Female, 15.0m	121.24	117.60	113.96	CALL
CA-AISG6MFM20	RET/AISG 6-Conductor Control Cable, Male/Female, 20.0m	141.23	137.00	132.76	CALL
CA-AISG6MFM30	RET/AISG 6-Conductor Control Cable, Male/Female, 30.0m	182.68	177.20	171.72	CALL
CA-AISG6MFM40	RET/AISG 6-Conductor Control Cable, Male/Female, 40.0m	222.68	216.00	209.32	CALL
CA-AISG6MFM50	RET/AISG 6-Conductor Control Cable, Male/Female, 50.0m	264.02	256.10	248.18	CALL
CA-AISG6MFM60	RET/AISG 6-Conductor Control Cable, Male/Female, 60.0m	304.12	295.00	285.88	CALL




Item #	Description	List Price
--------	-------------	------------

6-Conductor RET/AISG Control Cable by the Meter

L-com now offers 6-Conductor Remote Electrical Tilt (RET) control cable, by the meter.

CA-AISG6-METER	6-Conductor Control Cable, per Meter	4.13
----------------	--------------------------------------	------





WiFi/WLAN/CELLULAR AMPLIFIERS

What are Amplifiers?

Wireless LAN Amplifiers are a type of electronic amplifier used to convert a low-power radio-frequency signal into a larger signal of significant power, typically used for driving the antenna of a transmitter.


How are Amplifiers used?

Wireless LAN Amplifiers are typically connected via low loss coaxial cable to a radio on one end and then to either a splitter or filter and then to an antenna. Sometimes they're connected directly to an antenna when a filter or splitter is not required.


Where are Amplifiers used?

Wireless LAN Amplifiers are used in wireless communications networks for public, private, military and government applications. Amplifiers can be used indoors and outdoors exposed to the elements or used in an equipment enclosure.

Typical Amplifier Connections



Indoor Amplifier Connection Diagram



Outdoor Amplifier Connection Diagram



See the video at L-com.com/Videos/A30

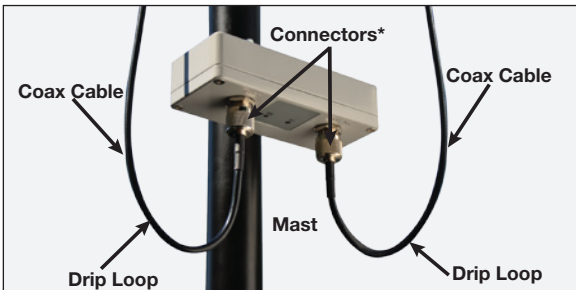


See the video at L-com.com/Videos/A31

Automatic Power Control (APC)

The key requirements of bi-directional amplifiers for use with the new high data rate 802.11a/g/n radios is Automatic Power Control (APC), fast switching speed and good linearity. A 802.11a/g/n radio is very sensitive to signal distortion. Older amplifiers designed for use with 802.11b radios will not function properly with the newer radios. In 2002, we were the first

company to offer an 802.11g bi-directional amplifier with APC. The use of a competitor's fixed gain amplifier with the new rate 802.11a/g/n radio is guaranteed to degrade radio or range performance. L-com's APC will hold transmit power constant regardless of data rate. **Note:** Automatic Power Control (APC) is also known as Automatic Gain Control (AGC).



Outdoor WiFi Amplifier installation best practices

To protect your amplifier and attached equipment we recommend the use of coaxial surge and lightning protectors (pages 38-41). Also make sure to leave drip loops on your cables and use moldable weatherproof tape on all connectors that reside outdoors.

For added protection, moldable or self-healing weatherproof tape is recommended to be put on connectors after cable is attached.

***Note:** Do not install with connectors facing up. This may lead to amplifier damage and void warranty.

WiFi/WLAN Amplifier products are available for export, military, licensed amateur radio (ham radio) and OEM component sales only and as part of complete FCC Certified Systems. Individual amplifier products are not offered for sale in the USA. Please note that additional documentation may be required to purchase a HyperLink® amplifier. In those cases an L-com sales associate will contact you to complete your order.

Item #	Style	Description	1-9	10-24	25-99	100+
--------	-------	-------------	-----	-------	-------	------

HyperLink 4G/LTE Cellular Amplifiers/Boosters

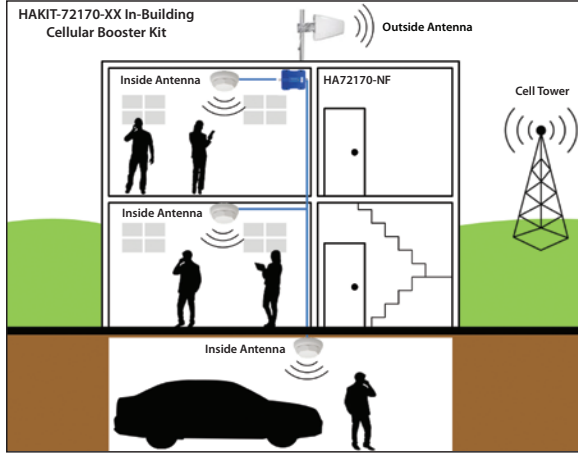
L-com's family of HyperLink 4G/LTE cellular boosters are able to capture a weak cellular signal and amplify it so you can enjoy crystal-clear calls, fast and consistent data speeds and reduce dropped calls. Using a HyperLink cellular boosters can also help increase battery life with up to 2 hours of additional talk time in weak-signal areas.

How It Works

1. An outside mounted antenna captures a voice, 3G/4G/LTE signal and transfers it to the cellular booster via a coaxial cable.
2. The cellular booster receives the signal and amplifies it. It then transfers the signal to an inside mounted antenna via a coaxial cable.
3. Your mobile devices get a stronger signal, fast and consistent data speeds.

HyperLink's cellular boosters can be used with the following carriers in the US:

- AT&T 2G/3G/4G (HSPA+ & LTE)
- Verizon 3G/4G
- T-Mobile 2G/3G/4G
- Sprint 3G/4G
- US Cellular 3G/4G
- Metro PCS 3G/4G



HyperLink 4G/LTE In-Building Cellular Amplifiers/Boosters

The HA72170-NF booster and HAKIT-72170 booster kits lets you wirelessly connector over 25 mobile devices and can increase cellular coverage for an area up to 7,500 square feet (cellular coverage may vary depending on in-building obstructions and antenna type used). Designed for indoor use only, the HA72170-NF includes power supply and mounting brackets.

HA72170-NF	A	4G/LTE Indoor Cellular Amplifier/Booster, N-Female Connectors	830.00	796.80	763.60	CALL
------------	---	---	--------	--------	--------	------

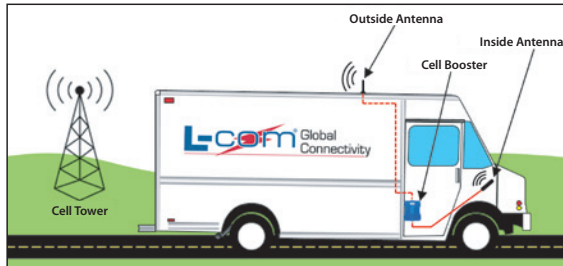
For a complete in-building solution there is the HAKIT-72170-0x and HAKIT-72170-1x cellular booster kits. The HAKIT-72170-0x kits include the HA72170-NF as well as (1) indoor antenna, (1) directional outdoor antenna, (1) outdoor antenna mount, (1) coaxial lightning protector and (2) 400 series low loss cable assemblies in either 25', 50' or 75' lengths. The HAKIT-72170-1x kits includes an omni-directional outdoor antenna instead of a directional outdoor antenna. This is ideal when trying to receive a signal from multiple cell towers.

With Directional Outdoor Antenna						
HAKIT-72170-01	B	HA72170-NF Kit w/Antennas & Mount, Lightning Protector, (2) 75' Cable Assemblies	930.00	911.40	892.80	CALL
HAKIT-72170-02	B	HA72170-NF Kit w/Antennas & Mount, Lightning Protector, (2) 50' Cable Assemblies	905.00	886.90	868.80	CALL
HAKIT-72170-03	B	HA72170-NF Kit w/Antennas & Mount, Lightning Protector, (2) 25' Cable Assemblies	880.00	862.40	844.80	CALL
With Omni-Directional Outdoor Antenna						
HAKIT-72170-11	C	HA72170-NF Kit w/Antennas & Mount, Lightning Protector, (2) 75' Cable Assemblies	903.00	884.94	866.88	CALL
HAKIT-72170-12	C	HA72170-NF Kit w/Antennas & Mount, Lightning Protector, (2) 50' Cable Assemblies	905.00	886.90	868.80	CALL
HAKIT-72170-13	C	HA72170-NF Kit w/Antennas & Mount, Lightning Protector, (2) 25' Cable Assemblies	880.00	862.40	844.80	CALL

HyperLink 4G/LTE Cellular Amplifier/Booster

Designed for in-vehicle use only, the HAKIT-72150-M01 lets you simultaneously connect multiple mobile devices. This kit is ideal for cars and RVs, boats, public safety vehicles, public transportation vehicles and fleet vehicles.

The HAKIT-72150-M01 is easy to install and includes (1) HA72150M-FME cell booster, (1) adhesive mount in-vehicle antenna, (1) magnetic mount outside omni-directional antenna and (1) 12V vehicle power adapter with on/off switch.



HAKIT-72150-M01	D	HA72150M-FME Kit w/ Inside & Outside Antennas, 12V Power Adapter	500.00	480.00	460.00	CALL
-----------------	---	--	--------	--------	--------	------



"STYLE" refers to type of amplifier in series.

Finding The Strongest Signal Position

When installing the HA72170-NF's outside antenna, aiming it towards the best signal source from your service provider is important. The best way of getting the strongest signal is to have one person rotate and aim the outside antenna which should be connected to the booster. While turning the outside antenna around 45 degrees at a time, a second person is watching the signal strength on the phone inside the building. This allows you to read the signal strength from the cell tower. It is preferable to have the mobile phone in test mode: iPhones – Dial *3001#12345#*. The top left corner will display signal strength. Android Mobile Phones – The signal strength can be found in Settings – About Phone – Mobile Networks – Signal Strength. Also there are several apps available that allow you to measure exact signal strength. Signal readings usually appear as a negative number (for example, -68 dBm). The closer you get to zero the stronger the signal.





HA2401MG-1000
STYLE
A

Best Seller



HA2401GXI-1000
STYLE
B



HA2401RTGI-1000*
STYLE
A



HA2402GX-NF
STYLE
D



HA2405GT-NF
STYLE
G



HA2401GXE-KIT02
STYLE
B



HA2401RTGE-1000*
STYLE
E

"STYLE" refers to type of amplifier in series.

Item #	Style	Description	1-9	10-24	25-99	100+
--------	-------	-------------	-----	-------	-------	------

HyperAmp® WLAN and WiFi Amplifiers/Boosters - Upgrade Your Operating Range and Performance

HyperLink® is the leader in bi-directional amplifiers/boosters for WiFi and wireless LAN applications. Consisting of a low-noise receive amplifier and a transmit power amplifier, they offer significant improvement in operating range and performance. A key feature of HyperLink® amplifiers is the Active Power Control circuit (also known as Automatic Gain Control - AGC). This automatically adjusts the amplifier's gain to provide a constant output power regardless of cable length.

HyperLink® 2.4 GHz Indoor Amplifiers with Power Supply

HA2401MG-100	A	100 mW, Compact Series, 802.11b/g/n, Type N Female Connectors	130.00	123.50	117.00	CALL
HA2401MG-250	A	250 mW, Compact Series, 802.11b/g/n, Type N Female Connectors	140.00	133.00	126.00	CALL
HA2401MG-500	A	500 mW, Compact Series, 802.11b/g/n, Type N Female Connectors	150.00	142.50	135.00	CALL
HA2401MG-1000	A	1 Watt, Compact Series, 802.11b, Type N Female Connectors	150.00	142.50	135.00	CALL
HA2401RTMG-100*	A	100 mW, Compact Series, 802.11b/g/n, RP-TNC Jack Connectors	130.00	123.50	117.00	CALL
HA2401RTMG-250*	A	250 mW, Compact Series, 802.11b/g/n, RP-TNC Jack Connectors	140.00	133.00	126.00	CALL
HA2401RTMG-500*	A	500 mW, Compact Series, 802.11b/g/n, RP-TNC Jack Connectors	150.00	142.50	135.00	CALL
HA2401RTMG-1000*	A	1 Watt, Compact Series, 802.11b, RP-TNC Jack Connectors	150.00	142.50	135.00	CALL
HA2401GI-100	E	100 mW, 802.11b/g/n, Type N Female Connectors	155.00	147.25	139.50	CALL
HA2401GI-250	E	250 mW, 802.11b/g/n, Type N Female Connectors	165.00	156.75	148.50	CALL
HA2401GI-500	E	500 mW 802.11b/g/n, Type N Female Connectors	175.00	166.25	157.50	CALL
HA2401GI-1000	E	1 Watt, 802.11b, Type N Female Connectors	175.00	166.25	157.50	CALL
HA2401GXI-1000	B	1 Watt, 802.11b/g/n, Type N Female Connectors	205.00	194.75	184.50	CALL
HA2401RTGI-100*	E	100 mW, 802.11b/g/n, RP-TNC Jack Connectors	155.00	147.25	139.50	CALL
HA2401RTGI-250*	E	250 mW, 802.11b/g/n, RP-TNC Jack Connectors	165.00	156.75	148.50	CALL
HA2401RTGI-500*	E	500 mW, 802.11b/g/n, RP-TNC Jack Connectors	175.00	166.25	157.50	CALL
HA2401RTGI-1000	E	1 Watt, 802.11b, RP-TNC Jack Connectors	175.00	166.25	157.50	CALL
HA2401RTGX1000*	B	1 Watt, 802.11b/g/n, RP-TNC Jack Connectors	205.00	194.75	184.50	CALL
HA2402GX-NF	B	2 Watt, 802.11b/g/n, Type N Female Connectors	260.00	247.00	234.00	CALL
HA2401DX-XL3000	B	3 Watt, 802.11b, Type N Female Connectors	275.00	261.25	247.50	CALL
HA2403GTI-NF	G	3 Watt, 802.11b/g/n, Type N Female Connectors	615.00	584.25	553.50	CALL
HA2404GTI-NF	G	4 Watt, 802.11b/g/n, Type N Female Connectors	670.00	636.50	603.00	CALL
HA2405GTI-NF	G	5 Watt, 802.11b/g/n, Type N Female Connectors	725.00	688.75	652.50	CALL
HA2406TI-NF	G	6 Watt, 802.11b, Type N Female Connectors	725.00	688.75	652.50	CALL
HA2408TI-NF	G	8 Watt, 802.11b, Type N Female Connectors	780.00	741.00	702.00	CALL
HA240105GAI-NF	G	1/5 Watt, Switchable 802.11b/g/n, Type N Female Connectors	985.00	935.75	886.50	CALL
HA240510GAI-NF	G	5/10 Watt, Switchable 802.11b & 802.11b/g/n, Type N Female Connectors	880.00	836.00	792.00	CALL

*These models also available in FCC Certified Amplifier Kits

HyperLink® 2.4 GHz Outdoor Amplifiers with DC Injector and Power Supply

HA2401G-100	C	100 mW, 802.11b/g/n, Type N Female Connectors	175.00	166.25	157.50	CALL
HA2401G-250	C	250 mW, 802.11b/g/n, Type N Female Connectors	185.00	175.75	166.50	CALL
HA2401G-500	C	500 mW, 802.11b/g/n, Type N Female Connectors	195.00	185.25	175.50	CALL
HA2401G-1000	C	1 Watt, 802.11b, Type N Female Connectors	195.00	185.25	175.50	CALL
HA2401GX-1000	D	1 Watt, 802.11b/g/n, Type N Female Connectors	230.00	218.50	207.00	CALL
HA2401RTG-100*	C	100 mW, 802.11b/g/n, RP-TNC Jack Connectors	175.00	166.25	157.50	CALL
HA2401RTG-250*	C	250 mW, 802.11b/g/n, RP-TNC Jack Connectors	185.00	175.75	166.50	CALL
HA2401RTG-500*	C	500 mW, 802.11b/g/n, RP-TNC Jack Connectors	195.00	185.25	175.50	CALL
HA2401RTG-1000	C	1 Watt, 802.11b, RP-TNC Jack Connectors	195.00	185.25	175.50	CALL
HA2401RTGX-1000*	D	1 Watt, 802.11b/g/n, RP-TNC Jack Connectors	230.00	218.50	207.00	CALL
HA2402GX-NF	D	2 Watt, 802.11b/g/n, Type N Female Connectors	280.00	266.00	252.00	CALL
HA2401-XL3000	D	3 Watt, 802.11b, Type N Female Connectors	280.00	266.00	252.00	CALL
HA2403GT-NF	G	3 Watt, 802.11b/g/n, Type N Female Connectors	695.00	660.25	625.50	CALL
HA2404GT-NF	G	4 Watt, 802.11b/g/n, Type N Female Connectors	750.00	712.50	675.00	CALL
HA2405GT-NF	G	5 Watt, 802.11b/g/n, Type N Female Connectors	805.00	764.75	724.50	CALL
HA2406T-NF	G	6 Watt, 802.11b, Type N Female Connectors	805.00	764.75	724.50	CALL
HA2408T-NF	G	8 Watt, 802.11b, Type N Female Connectors	855.00	812.25	769.50	CALL
HA2410GT-KIT	G	10 Watt, 802.11b/g/n, Type N Female Connectors, Includes NEMA Enclosure	2363.26	2264.10	2144.93	CALL

*These models also available in FCC Certified Amplifier Kits

HyperLink® 2.4 GHz Indoor PoE Amplifiers

HyperLink® PoE amplifier models feature a built-in Power over Ethernet interface. This allows the amplifier to receive its power by the same Cat5 cable used to pass Data and Power to an additional PoE device. This eliminates the need for an additional DC Injector and coax cable, simplifying installation.

HA2401GE-250	E	250 mW, 802.11b/g/n, Type N Female Connectors (Power Supply Not Included)	195.00	185.25	175.50	CALL
HA2401GE-500	E	500 mW, 802.11b/g/n, Type N Female Connectors (Power Supply Not Included)	205.00	194.75	184.50	CALL
HA2401GXE-1000	B	1 Watt, 802.11b/g/n, Type N Female Connectors (Power Supply Not Included)	235.00	223.25	211.50	CALL
HA2401GXE-KIT02	B	1 Watt, 802.11b/g/n, Type N Female Connectors (Includes Pwr Supply/PoE Injector)	265.00	251.75	238.50	CALL
HA2401GXE-2000	B	2 Watt, 802.11b/g/n, Type N Female Connectors (Power Supply Not Included)	285.00	270.75	256.50	CALL
HA2401GXE-3000	B	3 Watt, 802.11b, Type N Female Connectors (Power Supply Not Included)	285.00	270.75	256.50	CALL
HA2401RTGE-100*	E	100 mW, 802.11b/g/n, RP-TNC Jack Connectors (Power Supply Not Included)	180.00	171.00	162.00	CALL
HA2401RTGE-250*	E	250 mW, 802.11b/g/n, RP-TNC Jack Connectors (Power Supply Not Included)	190.00	180.50	171.00	CALL
HA2401RTGE-500*	E	500 mW, 802.11b/g/n, RP-TNC Jack Connectors (Power Supply Not Included)	200.00	190.00	180.00	CALL
HA2401RTGXE1000*	B	1 Watt, 802.11b/g/n, RP-TNC Jack Connectors (Power Supply Not Included)	235.00	223.25	211.50	CALL

*These models also available in FCC Certified Amplifier Kits

Setup an Indoor WiFi Booster

Online Video

L-com.com/Videos/A30

Item #	Style	Description	1-9	10-24	25-99	100+
--------	-------	-------------	-----	-------	-------	------

HyperLink® 2.4 GHz FCC Certified Amplifier / Booster Kits

L-com makes it easy to boost your performance with our 2.4 GHz 802.11b/g FCC certified WiFi amplifier/booster kits. Available to our customers in the USA, these kits can be purchased without any special FCC licenses or FCC forms to fill out. Each kit includes:

HyperLink® 2.4 GHz FCC Certified Indoor Amplifier Kits / Booster Kits

HAKIT-RTGIU-100	E	100 mW 802.11g, Amplifier Kit, RP-TNC Connectors	155.00	147.25	139.50	CALL
HAKIT-RTGIU-250	E	250 mW 802.11g, Amplifier Kit, RP-TNC Connectors	165.00	156.75	148.50	CALL
HAKIT-RTGIU-500	E	500 mW 802.11g, Amplifier Kit, RP-TNC Connectors	175.00	166.25	157.50	CALL
HAKIT-RTGXU-1000	B	1 Watt 802.11g, Amplifier Kit, RP-TNC Connectors	205.00	194.75	184.50	CALL

HyperLink® 2.4 GHz FCC Certified Outdoor Amplifier Kits / Booster Kits

HAKIT-RTGU-100	E	100 mW 802.11g, Amplifier Kit, RP-TNC Connectors	175.00	166.25	157.50	CALL
HAKIT-RTGU-250	E	250 mW 802.11g, Amplifier Kit, RP-TNC Connectors	185.00	175.75	166.50	CALL
HAKIT-RTGU-500	E	500 mW 802.11g, Amplifier Kit, RP-TNC Connectors	195.00	185.25	175.50	CALL
HAKIT-RTGXU-1000	D	1 Watt 802.11g, Amplifier Kit, RP-TNC Connectors	230.00	218.50	207.00	CALL

HyperLink® 2.4 GHz FCC Certified Economy Indoor Amplifier / Booster Kits

HAKIT-RTMG-100	A	100 mW 802.11g Indoor Economy Amplifier Kit, RP-TNC Connectors	130.00	123.50	117.00	CALL
HAKIT-RTMG-250	A	250 mW 802.11g Indoor Economy Amplifier Kit, RP-TNC Connectors	140.00	133.00	126.00	CALL
HAKIT-RTMG-500	A	500 mW 802.11g Indoor Economy Amplifier Kit, RP-TNC Connectors	150.00	142.50	135.00	CALL
HAKIT-RTMG-1000	A	1 Watt 802.11b Indoor Economy Amplifier Kit, RP-TNC Connectors	150.00	142.50	135.00	CALL

HyperLink® 2.4 GHz FCC Certified Indoor PoE Amplifier / Booster Kits

HAKIT-GE-100	F	100 mW 802.11g Indoor PoE Amplifier Kit, RP-TNC Connectors	180.00	171.00	162.00	CALL
HAKIT-GE-250	F	250 mW 802.11g Indoor PoE Amplifier Kit, RP-TNC Connectors	190.00	180.50	171.00	CALL
HAKIT-GE-500	F	500 mW 802.11g Indoor PoE Amplifier Kit, RP-TNC Connectors	200.00	190.00	180.00	CALL
HAKIT-GXE-1000	F	1 Watt 802.11b Indoor PoE Amplifier Kit, RP-TNC Connectors	235.00	223.25	211.50	CALL

HyperLink® FCC Certified Amplifier Kit Accessories

AXA-RTPRSJ		RP-TNC Plug to RP-SMA Jack Adapter	5.00	4.60	4.20	CALL
CA-RSPRTPCN19		RP-SMA Plug to RP-TNC Plug Pigtail, 19in (48.3cm), 100-Series Cable	16.79	15.78	14.77	CALL
CA-RSJRTPA002		RP-SMA Jack to RP-TNC Plug Pigtail, 2.0ft (0.6m), 195-Series Cable	17.62	15.85	14.09	CALL
BPF24-806		2.4 GHz 8-Pole Indoor Bandpass Filter, Channel 6	108.75	102.22	95.70	CALL
BPF24-806A		2.4 GHz 8-Pole Outdoor Bandpass Filter, Channel 6	152.27	143.13	133.99	CALL

5.8 GHz Bi-Directional Amplifiers

L-com's HyperLink® 5.8 GHz WLAN amplifiers are compatible with IEEE 802.11a/n OFDM radios as well as radios using Direct Sequence or Frequency Hopping Spread Spectrum modulation and can be used for 5.8 GHz UNII, ISM IEEE 802.11a, and MESH wireless network applications.

HyperLink® 5.8 GHz Indoor Amplifiers with Power Supply

HA58011-500	E	500 mW, 802.11a/n, Fixed Gain, Type N Female Connectors	175.00	166.25	157.50	CALL
HA58011-1000SMA	F	1 Watt, 802.11a/n, Fixed Gain, SMA Female Connectors	230.00	218.50	207.00	CALL
HA58031	G	3 Watt, 802.11a/n, Type N Female Connectors	1400.00	1330.00	1260.00	CALL
HA58051	G	5 Watt, 802.11a/n, Type N Female Connectors	1500.00	1425.00	1350.00	CALL

HyperLink® 5.8 GHz Outdoor Amplifiers with DC Injector and Power Supply

HA5801-500	C	500 mW, 802.11a/n, Fixed Gain, Type N Female Connectors	230.00	218.50	207.00	CALL
HA5801-1000	F	1 Watt, 802.11a/n, Fixed Gain, Type N Female Connectors	280.00	266.00	252.00	CALL
HA5803	G	3 Watt, 802.11a/n, Type N Female Connectors	1450.00	1377.50	1305.00	CALL
HA5805	G	5 Watt, 802.11a/n, Type N Female Connectors	1555.00	1477.25	1399.50	CALL

4.9 GHz Bi-Directional Amplifiers

L-com's HyperLink® 4.9 GHz amplifiers are perfect for use in public safety and homeland security networks. Additionally these 4.9 GHz amplifiers are compatible with OFDM radios as well as radios using Direct Sequence or Frequency Hopping Spread Spectrum modulation.

HyperLink® 4.9 GHz Indoor Amplifiers with Power Supply

HA49031	G	3 Watt, Type N Female Connectors	1710.00	1624.50	1539.00	CALL
HA49051	G	5 Watt, Type N Female Connectors	1920.00	1824.00	1728.00	CALL

HyperLink® 4.9 GHz Outdoor Amplifiers with DC Injector Power Supply

HA4903	G	3 Watt, Type N Female Connectors	1765.00	1676.75	1588.50	CALL
HA4905	G	5 Watt, Type N Female Connectors	1970.00	1871.50	1773.00	CALL

900 MHz Bi-Directional Amplifiers

L-com's HyperLink® HA900 series WLAN amplifiers are compatible with 900 MHz wireless LAN equipment including the new generation 2.75 Mbit CCK (Complementary Code Keying) spread spectrum radios.

HyperLink® 900 MHz Indoor Amplifiers with Power Supply

HA9001-APC500	B	500 mW, Type N Female Connectors	335.00	318.25	301.50	CALL
HA9011-APC	B	1 Watt, Type N Female Connectors	365.00	346.75	328.50	CALL
HA9031-APC	B	3 Watt, Type N Female Connectors	420.00	399.00	378.00	CALL
HA9051-APC	G	5 Watt, Type N Female Connectors	490.00	465.50	441.00	CALL
HA9101-APC	G	10 Watt, Type N Female Connectors	700.00	665.00	630.00	CALL
HA925DX-XXX	H	25 Watt, Type N Female Connectors	800.00	760.00	720.00	CALL
HA9051-DM	G	5 Watt, OFDM Compatible, Type N Female Connectors	700.00	665.00	630.00	CALL


HyperLink® 900 MHz Outdoor Amplifiers with DC Injector and Power Supply

HA900-APC500	D	500 mW, Type N Female Connectors	390.00	370.50	351.00	CALL
HA901-APC	D	1 Watt, Type N Female Connectors	420.00	399.00	378.00	CALL
HA903-APC	D	3 Watt, Type N Female Connectors	475.00	451.25	427.50	CALL
HA905-APC	G	5 Watt, Type N Female Connectors	545.00	517.75	490.50	CALL
HA910-APC	G	10 Watt, Type N Female Connectors	750.00	712.50	675.00	CALL
HA925SE-XXX	H	25 Watt, Type N Female Connectors	855.00	812.25	769.50	CALL
HA905-DM	G	5 Watt, OFDM Compatible, Type N Female Connectors	750.00	712.50	675.00	CALL

Setup an Outdoor WiFi Booster

Online Video

L-com.com/Videos/A31



"STYLE" refers to type of amplifier in series.

Wireless CPE, Access Points, Adapters

Wireless Networking Tutorial

What is a Wireless Network?

A wireless network is very similar to a wired network, the only thing that's missing are the cables that are used in a wired network that connect PCs and laptops to the switch (or Access Point/CPE/WiFi router in the case of a wireless network). Like wired Ethernet networks, 802.11x based wireless networks communicate via the Internet Protocol (IP). The end result is the same, PC and laptop access to the internet, printers, and servers. Additionally, 802.11 networks provide wireless access for devices such as smart phones and tablets.

Access Point / CPE Overview

An access point or Customer Premise Equipment (CPE) performs the function of connecting wireless users (and other wireless networks) to a wired router or wired WLAN controller. Most modern access points or CPEs can be configured for several modes of operation.

Access Point (AP) Mode:

Allows wireless equipment such as a Smart Phone or Laptop to be connected to a wired network. In this mode the CPE unit is typically connected to a router on a wired network. The CPE unit provides security features that allow only select wireless devices to connect to it.

Wireless Client Mode:

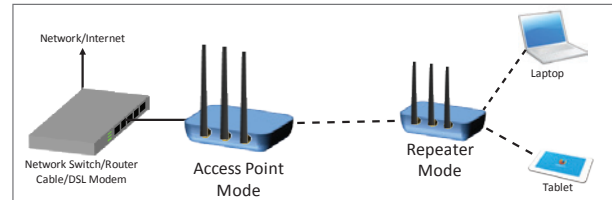
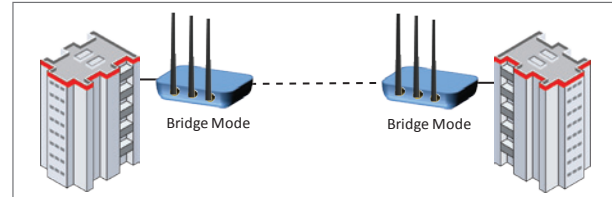
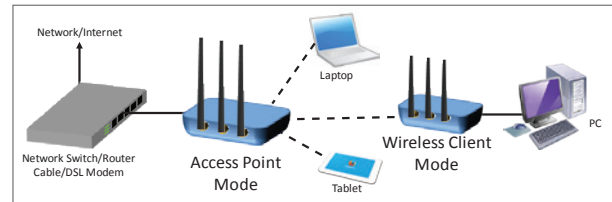
In this mode the CPE unit connects to another active access point as if it were a wireless device like a Laptop. Once connected it can provide network/internet connectivity to wired devices without wireless functionality via the CPE's Ethernet port.

Bridge Mode:

Wireless bridge mode is used to connect two or more network segments that are physically separated. Using the WDS settings, only the selected CPEs can communicate with each other and will deny access to other wireless devices trying to access them. Bridges can be used in Point-to-Point (connecting two commercial buildings) or Point-to Multipoint (connecting multiple buildings on a college campus) applications.

Repeater Mode:

This mode is used to extend the range of an existing access point. This mode is also ideal when an obstruction is preventing wireless connectivity within a select area. Repeaters are commonly used when providing wireless connectivity to multi-story buildings and large homes.



802.11 Wireless Standards

IEEE Standard	802.11a	802.11b	802.11g	802.11n	802.11ac
Year Adopted	1999	1999	2003	2009	2014
Frequency	5 GHz	2.4 GHz	2.4 GHz	2.4 / 5 GHz	5 GHz
Max. Data Rate	54 Mbps	11 Mbps	54 Mbps	600 Mbps	1 Gbps
Typical Range Indoors*	100 ft.	100 ft.	125 ft.	225 ft.	90 ft.
Typical Range Outdoors*	400 ft.	450 ft.	450 ft.	825 ft.	1,000 ft.

*Range estimates are typical and require line of sight.

Wireless Network Design Resources

L-com offers an online library of wireless network application diagrams to show how our products work together to support various WiFi applications. Additionally we offer free technical design documents and calculators to help you with your wireless network applications.

See more online at L-com.com/resources

Item #	Description	List Price
--------	-------------	------------

L-com Brand CPE Wireless Access Points

Today's wireless market, more specifically the outdoor wireless market, continues to demand higher transmit power, greater dependability and advanced feature sets, all while keeping the client-side cost down. L-com brand CPEs are all-in-one cost effective weatherproof wireless devices featuring high output power as well as all the essential features for both operating as an Access Point or a CPE Client. This dual approach offers greater flexibility and reduced inventory stock as these units can perform all that is required for establishing reliable wireless networks.

WLAN-LCCPE516-1	L-com 5 GHz 802.11a/n Outdoor CPE	88.08
-----------------	-----------------------------------	-------



L-com Brand USB Series Wireless Adapter

ARK-2404U-3	L-com 2.4 GHz 802.11b/g/n Outdoor USB Wireless Adapter Kit with 4 dBi Antenna - FCC/IC Certified	86.00
WLAN-LCUSB-01	L-com USB 2.0 Wireless 802.11g Adapter with 2 dBi Antenna	21.00
WLAN-LCUSB2458	L-com USB 2.0 Wireless 802.11a/b/g/n Adapter with 5 dBi Antenna	42.00



HyperLink® Dual Polarity Antenna Kits

L-com's 5.8 GHz ARK series combine a high gain antenna, high power L-com Wireless Access Point/CPE and the required cables into one cost savings package. Customers can enjoy the cost savings of these kits compared to purchasing components separately. Ideal for IEEE 802.11a/n WiFi applications, these 5.8 GHz ARK series kits are the perfect solution for WISP installers.


ARK4958DP-17Y-2	HyperLink 17 dBi Yagi Antenna/L-com Outdoor CPE/AP Kit	233.80
ARK4958DP-25D-2	HyperLink 25 dBi Dish Antenna/L-com Outdoor CPE/AP Kit	210.13
ARK4958DP-30D-2	HyperLink 30 dBi Dish Antenna/L-com Outdoor CPE/AP Kit	233.80
ARK4958DP-34D-2	HyperLink 34 dBi Dish Antenna/L-com Outdoor CPE/AP Kit	352.38
ARK5158DP-10U-2	HyperLink 10 dBi Omni Antenna/L-com Outdoor CPE/AP Kit	210.13
ARK5158DP-13U-2	HyperLink 13 dBi Omni Antenna/L-com Outdoor CPE/AP Kit	247.85
ARK5158DP-29D-2	HyperLink 28.5 dBi Dish Antenna/L-com Outdoor CPE/AP Kit	338.37
ARK5158DP-32D-2	HyperLink 32 dBi Dish Antenna/L-com Outdoor CPE/AP Kit	413.81

Item #	Description	1-9	10-24	25-99	100+
--------	-------------	-----	-------	-------	------

HyperLink® MIMO Antennas with Ubiquiti® RocketM2/M5 Mounting Kits

These ARK Series kits feature HyperLink MIMO Dual Polarized 2.4 GHz and 5 GHz antennas available in Dish, Omni and Sector models. Included with each antenna is a unique mounting bracket that allows the Ubiquiti RocketM2 or RocketM5 radio to be attached directly to the antenna. Also included are a pair of cable assemblies to connect the Rocket to the antenna. Customers can enjoy the cost saving of these kits compared to purchasing an Ubiquiti antenna to use with the RocketM2 or M5 radio.

ARK2406DPU-0	2.4 GHz 6 dBi Dual Polarized Omni Antenna w/Ubiquiti RocketM2 Mounting Kit	145.00	133.40	121.80	CALL
ARK2410DPU-0	2.4 GHz 10 dBi Dual Polarized Omni Antenna w/Ubiquiti RocketM2 Mounting Kit	210.00	193.20	176.40	CALL
ARK2413DPU-0	2.4 GHz 13 dBi Dual Polarized Omni Antenna w/Ubiquiti RocketM2 Mounting Kit	280.00	257.60	235.20	CALL
ARK5158DP-10U-0	5 GHz 10 dBi Dual Polarized Omni Antenna w/Ubiquiti RocketM5 Mounting Kit	161.59	151.90	142.20	CALL
ARK5158DP-13U-0	5 GHz 13 dBi Dual Polarized Omni Antenna w/Ubiquiti RocketM5 Mounting Kit	210.09	197.48	184.88	CALL
ARK2422DPD-0	2.4 GHz 22 dBi Dual Polarized Dish Antenna w/Ubiquiti RocketM2 Mounting Kit	178.00	163.76	149.52	CALL
ARK2425DPD-0	2.4 GHz 25 dBi Dual Polarized Dish Antenna w/Ubiquiti RocketM2 Mounting Kit	313.00	287.96	262.92	CALL
ARK5158DP-29D-0	5 GHz 29 dBi Dual Polarized Dish Antenna w/Ubiquiti RocketM5 Mounting Kit	188.53	177.22	165.91	CALL
ARK4958DP-30D-0	5 GHz 30 dBi Dual Polarized Dish Antenna w/Ubiquiti RocketM5 Mounting Kit	188.53	173.45	158.37	CALL
ARK5158DP-32D-0	5 GHz 32 dBi Dual Polarized Dish Antenna w/Ubiquiti RocketM5 Mounting Kit	323.24	303.85	284.45	CALL
ARK4958DP-34D-0	5 GHz 34 dBi Dual Polarized Dish Antenna w/Ubiquiti RocketM5 Mounting Kit	323.24	297.38	271.52	CALL
ARK2414DP-090-0	2.4 GHz 14 dBi Dual Polarized 90° Sector Antenna w/Ubiquiti RocketM2 Mounting Kit	218.00	200.56	183.12	CALL
ARK5158-16DP-120-0	5 GHz 16 dBi Dual Polarized 120° Sector Antenna w/Ubiquiti RocketM5 Mounting Kit	145.43	139.61	133.79	CALL
ARK4958-17DP-090-0	5 GHz 17 dBi Dual Polarized 90° Sector Antenna w/Ubiquiti RocketM5 Mounting Kit	131.42	126.16	120.91	CALL
ARK5158-19DP-090-0	5 GHz 19 dBi Dual Polarized 90° Sector Antenna w/Ubiquiti RocketM5 Mounting Kit	193.92	186.17	178.41	CALL



Item #	Description	List Price
--------	-------------	------------

PLANET Access Points/Range Extenders

PLANET Technologies provide a wide range of IP-based networking products and solutions for small-to-medium-sized businesses, enterprises, and SOHO markets.

PLANET WDAP Series 802.11ac Wireless Access Points

PLANET's WDAP series access points supports IEEE 802.11a/b/g/n/ac dual band standards. These high speed PoE access points are feature packed and easy to setup. Order some today and move up to 802.11ac speeds.


PT-WDAP-1750AC-FCC	PLANET WDAP-1750AC-FCC 1750Mbps Dual Band Wall Mount Enterprise Wireless Access Point	250.00
PT-WDAP-C7200AC	PLANET WDAP-C7200AC 200Mbps Dual Band Ceiling-Mount Wireless Access Point	165.00
PT-WDAP-8350	PLANET WDAP-8350 600Mbps IP66 Rated Outdoor Dual Band CPE	925.00



PLANET WNAP Series Wireless Range Extender

Extend the coverage and eliminate the dead spot of wireless network with PLANET's WNAP series wireless range extenders.

PT-WNAP-1110	PLANET WNAP-1110 150Mbps 802.11n Wireless Range Extender	40.00
--------------	--	-------



PLANET CPE/Access Points

Planet's WNAP Outdoor CPE/AP series are designed to provide a highly-stable, better performance and cost-effective wireless solution in outdoor wireless deployment. With the same transmission power, it offers better significant range and excellent throughput than those of the traditional wireless devices. Available in 2.4 GHz 802.11n and 5 GHz 802.11a/n models with or without internal antennas.

PT-WNAP-6325	PLANET 2.4 GHz 300Mbps 802.11n Outdoor Wireless CPE, Internal 12 dBi Antenna	115.00
PT-WNAP-6335	PLANET 2.4 GHz 300Mbps 802.11n Outdoor Wireless CPE, (2) RP-SMA Connectors	95.00
PT-WNAP-7325	PLANET 5 GHz 300Mbps 802.11a/n Outdoor Wireless CPE, Internal 14 dBi Antenna	130.00
PT-WNAP-7335	PLANET 5 GHz 300Mbps 802.11a/n Outdoor Wireless CPE, (2) RP-SMA Connectors	120.00



PLANET 802.11ac Range Extender

Planet's WRE-1200, an 802.11ac Dual-band WiFi Range Extender with universal wall plug design, is case-shaped, thus making it easy to install and connects to your router wirelessly. The WRE-1200 supports Gigabit Ethernet connectivity and conforms to IEEE 802.11a/b/g/n/ac Dual Band standard technology; therefore, it can provide a wireless speed of up to 300+867Mbps which is 16x faster than the 11a access point at 5 GHz frequency and 5.5x faster than the 11g access point at 2.4 GHz frequency.

PT-WRE-1200-US	PLANET 1200Mbps 802.11ac Dual Band Wall Plug WiFi Range Extender	60.00
----------------	--	-------



EN-EUB-1200AC



EN-ECB1200



EN-EAP1200H



EN-EPG600



EN-EPG5000



EN-EBK1000



EN-EAP-350



EN-EZH710EXT



EN-ENS202

Item #	Description	List Price
EnGenius® 802.11ac Series Access Points / Routers / Bridges / Adapters		
With speeds up to 3 times faster than 802.11n, the new IEEE standard 802.11ac provides better performance and quality in wireless communications. The following wireless EnGenius products in this section all feature 802.11ac capability. Be sure to get on the high speed wireless super highway and order an EnGenius 802.11ac radio today.		
EN-EUB-1200AC	EnGenius EUB1200AC Dual-Band 802.11ac Wireless AC1200 USB Adapter	85.00
EN-ECB1200	EnGenius ECB1200 802.11ac 2 x 2 Dual-Band High-Power Access Point/ Client Bridge	290.00
EN-ECB1750	EnGenius ECB1750 802.11ac 3 x 3 Dual-Band High-Power Access Point/ Client Bridge	465.00
EN-EAP1200H	EnGenius EAP1200H 802.11ac Dual-Band AC1200 Indoor Access Point	290.00
EN-EAP1750H	EnGenius EAP1750H 802.11ac 3 x 3 Dual-Band Ceiling-Mount Access Point/WDS	415.00
EN-ENS1200	EnGenius ENS1200 802.11ac Dual-Band AC1200 Outdoor Access Point	415.00
EN-ENS1750	EnGenius ENS1750 802.11ac Dual-Band AC1750 Outdoor Access Point	520.00
EN-EZH1750EXT	EnGenius EZH1750EXT 802.11ac Hi-Power, Long-Range, Ruggedized 3 x 3 Dual-Band AC1750 Outdoor Access Point	1035.00

EnGenius® Cloud IoT Routers and Gateways

EnGenius Cloud Internet of Things (IoT) Solutions are designed to make your family, your home or your business more secure; the way you communicate effortless and less costly; your music, photos, video and documents safer and quicker to store and retrieve.

EN-EPG600	EnGenius EPG600 Intelligent Phone Gateway	155.00
EN-EPG5000	EnGenius EPG5000 Dual-Band IoT Intelligent Cloud Gateway	190.00
EN-ESR300	EnGenius ESR300 2.4 GHz N300 IoT Cloud Router with Built-in Switch and USB Port	65.00
EN-ESR600	EnGenius ESR600 Dual-Band 2.4/5 GHz N600 IoT Gigabit Cloud Router with USB Port	75.00
EN-EBK1000	EnGenius EBK1000 EnGuardian Kit with HD720P IP Camera and Dual-Band IoT Gateway	335.00

EnGenius® ECB Series Indoor Access Points

With the quality and functionality expected of an EnGenius product, the ECB series provides up to 800mW of high wireless output power and also adds advanced features such as SNMP management, Wireless Distribution System (WDS), and Power over Ethernet (PoE) capability.

EN-ECB-300	EnGenius ECB300 802.11b/g/n Wireless-N, N300 Indoor Access Point/ Client Bridge/WDS/Repeater	105.00
EN-ECB-350	EnGenius ECB350 802.11b/g/n Wireless-N, N300 Indoor Access Point/ Client Bridge/WDS/Repeater	135.00
EN-ECB-600	EnGenius ECB600 802.11b/g/n Wireless-N, N600 Indoor Access Point/ Client Bridge/WDS/Repeater	210.00

EnGenius® EAP Series Access Points/Repeaters

EAP Series are smoke detector looking Wireless Access Point/Universal Repeaters that operate seamlessly in the 2.4GHz frequency spectrum supporting the 802.11b (2.4GHz, 11Mbps) standard and SuperG 108Mbps high speed feature.

EN-EAP-300	EnGenius EAP300 802.11b/g/n 29dBm WDS Bridge, Indoor VLAN Access Point	105.00
EN-EAP-350	EnGenius EAP350 800mW, 300Mbps, 802.11b/g/n Indoor Access Point	125.00

EnGenius® EUB Series 802.11b/g High Power USB Adapter

The EnGenius EUB series USB WLAN adapters are designed for users who require maximum range and performance in their wireless networks. The EUB series offers a rich feature set including security features such as WPA and 802.1x.

EN-EUB-600	EnGenius EUB600 Dual-Band Wireless N600 USB Adapter	45.00
------------	---	-------

EnGenius® ENH Series Outdoor Access Point/ Client Bridge

The ENH series Business-Class Long-Range Wireless-N Outdoor Access Point/ Client Bridge is an affordable, high-performance, secure wireless networking solution. Designed for outdoor deployments that require secure and robust wireless coverage, the ENH series is a great fit for demanding applications including high-speed IP camera and video streaming applications.

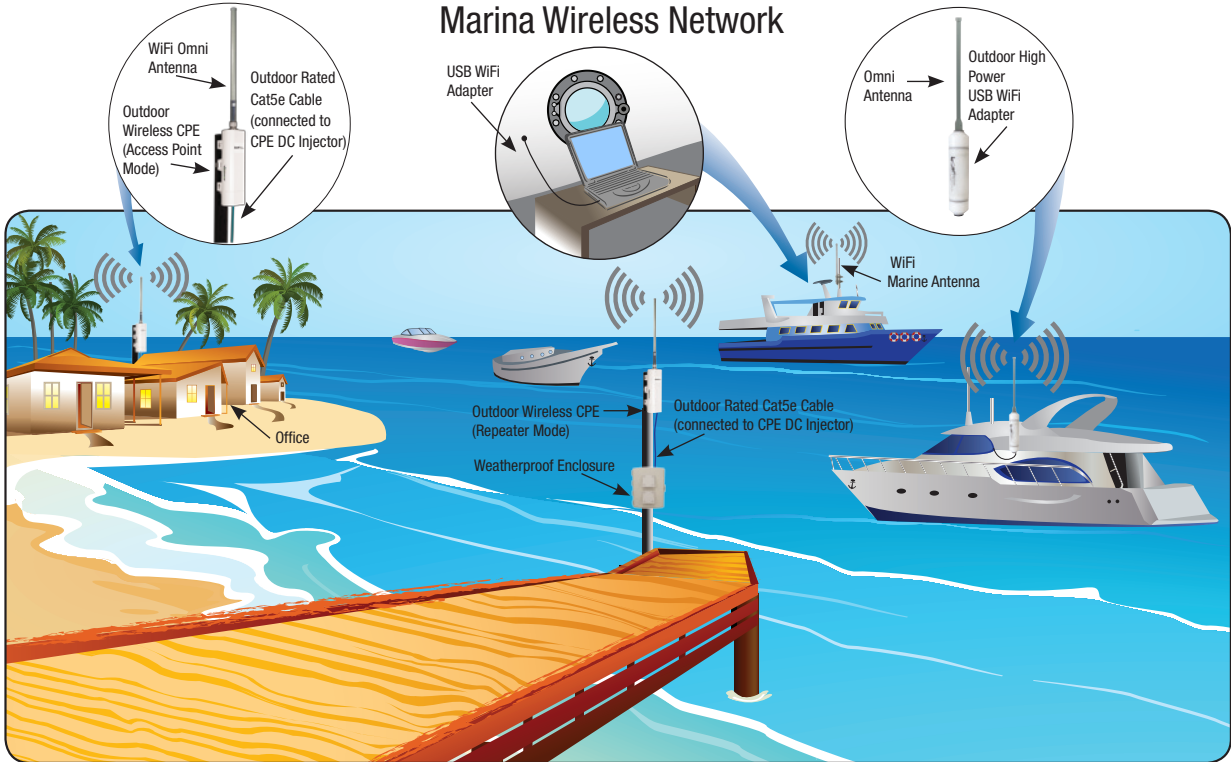
EN-EZH202	EnGenius EZH202 Wireless Outdoor 500mW Long-range Access Point/ Client Bridge	105.00
EN-EZH210	EnGenius EZH210 802.11n 2.4GHz Wireless Outdoor Access Point/ Client Bridge	280.00
EN-EZH500	EnGenius EZH500 Long Range 11n 5GHz Wireless Outdoor Access Point/ Client Bridge	105.00
EN-EZH710EXT	EnGenius EZH710EXT High-Powered, Dual Band Ruggedized N600 Outdoor Access Point	520.00
EN-EZH900EXT	EnGenius EZH900EXT 802.11b/g/n Dual-Band 3 x 3 Ruggedized Outdoor Access Point/ Client Bridge	780.00

EnGenius® ENS Series Outdoor Access Point/ Client Bridge

The ENS series is a long-range Wireless-N Outdoor Access Point/ Client Bridge operating in the 2.4/5 GHz frequency bands at data rates of 300Mbps. ENS high power output of up to 400mW is ideal for high-speed wireless connection for building-to-building deployments or IP security camera wireless applications in parking lots or parking structures.

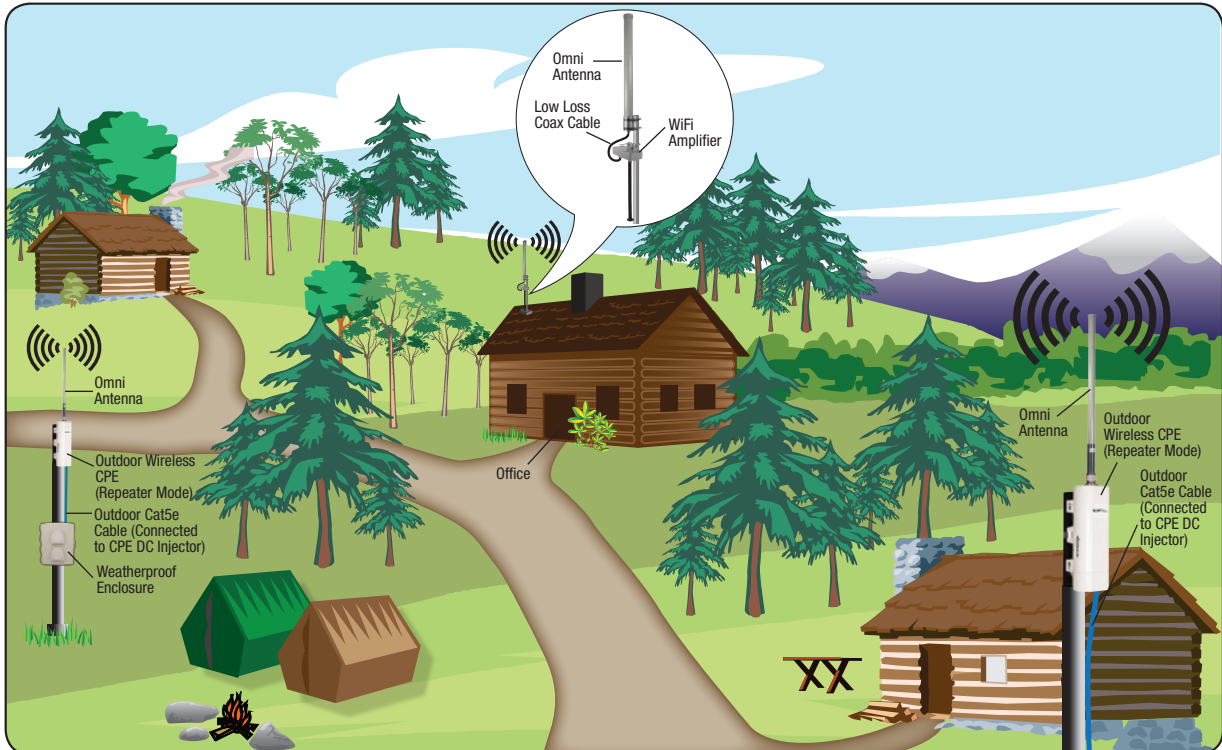
EN-ENS202	EnGenius ENS202 High-Powered, Long-Range 2.4 GHz Wireless N300 Outdoor Client Bridge	85.00
EN-ENS202EXT	EnGenius ENS202EXT High-Powered, Long-Range 2.4 GHz Wireless N300 Outdoor Access Point	95.00
EN-ENS500	EnGenius ENS500 High-Powered, Long-Range 5 GHz Wireless N300 Outdoor Client Bridge	85.00
EN-ENS500EXT	EnGenius ENS500EXT High-Powered, Long-Range 5 GHz Wireless N300 Outdoor Access Point	95.00

Marina Wireless Network



This diagram is representational only and depicts a typical Marina WiFi application. Each wireless installation is unique and results can vary due to many different environmental factors. For outdoor wireless networks Line of Sight (LOS) must be considered. You will need a clear unobstructed view of the antenna from the remote point in the link. Trees and leaves are obstructions to 802.11 frequencies so they will partially or entirely block the signal.

Campground Wireless Network



This diagram is representational only and depicts a typical campground WiFi application. Each wireless installation is unique and results can vary due to many different environmental factors. For outdoor wireless networks Line of Sight (LOS) must be considered. Basically that means you will need a clear unobstructed view of the antenna from the remote point in the link. Trees and leaves are obstructions to 802.11 frequencies so they will partially or entirely block the signal.




RF Filters / Splitters Tutorial

What are RF Filters?

RF Filters reduce out of band interference and improve performance of co-located equipment. An RF Filter will only pass the frequency and channel you are transmitting or receiving and reduce the interference of signals outside your channel. Interference is usually caused by transmission sources near the channel you are transmitting on.

L-com's RF Filters are available in full band versions or fixed channel versions and provide excellent channel rejection. All filters feature rugged aluminum construction and are available for indoor or outdoor applications.

Typical RF Filter Application




2.4 GHz Bandpass Channel Filter Application

What are RF Splitters / Combiners?

An RF Splitter / Combiner is a transmission component which divides or sums power between two or more ports. Typically they are used for connecting more than one antenna to a single radio and can also be used to connect multiple radios to a single antenna using the same frequency.

Typical RF Splitter Application




4-Way Signal Splitter Application


What are RF Diplexers?

An RF Diplexer is a device that combines two signals onto a single transmission line. In general the two signals operate at different frequencies. L-com's Diplexers are designed to split 2.4 GHz and 5 GHz from a single radio feed to separate 2.4 GHz and 5 GHz antennas. Many dual-band 802.11a/b/g radios share a single antenna. These devices split these signals so that two separate 2.4 GHz and 5 GHz antennas can be used to improve performance. In addition, L-com Diplexers can also be used to combine 2.4 GHz or 5 GHz signals onto a single cable.

Typical RF Diplexer Applications



Dual Band Radio Application



Dual Band Antenna Application

Item #	Style	Description	1-9	10-24	25-99	100+
--------	-------	-------------	-----	-------	-------	------

800-2600 MHz Broadband Signal Splitters

SCW02N	A	2-Way, Type N Female Connectors	48.91	44.99	41.08	CALL
SCW03N	A	3-Way, Type N Female Connectors	70.67	65.01	59.36	CALL
SCW04N	A	4-Way, Type N Female Connectors	92.43	85.03	77.64	CALL

900 MHz Signal Splitters

SC902N	C	2-Way, Type N Female Connectors	59.79	55.00	50.22	CALL
SC903N	C	3-Way, Type N Female Connectors	70.67	65.01	59.36	CALL

2.4 GHz Signal Splitters

SC2402N	B	2-Way, Type N Female Connectors	59.79	55.00	50.22	CALL
SC2402RTM	B	2-Way, RP-TNC Jack Connectors	59.79	55.00	50.22	CALL
SC2403N	C	3-Way, Type N Female Connectors	70.67	65.01	59.36	CALL
SC2403RTM	C	3-Way, RP-TNC Jack Connectors	70.67	65.01	59.36	CALL
SC2404N	C	4-Way, Type N Female Connectors	81.55	75.02	68.50	CALL

3.5 GHz Signal Splitters

SC3502N	B	2-Way, Type N Female Connectors	48.91	44.99	41.08	CALL
SC3504N	C	4-Way, Type N Female Connectors	81.55	75.02	68.50	CALL

5.8 GHz Signal Splitters

SC5802N	B	2-Way, Type N Female Connectors	114.19	105.05	95.92	CALL
SC5804N	C	4-Way, Type N Female Connectors	184.91	170.11	155.32	CALL

900 MHz Full Band Ultra High Q 4-Pole Indoor and Outdoor Bandpass Filters

HyperLink® 900 MHz 4-Pole ultra-high Q full band filters are designed for full band applications. By reducing interference outside the 915 MHz band such as from cellular and paging signals, improved performance can be achieved.

BPF900	D	4-Pole, Indoor, Full Band	119.63	112.45	105.27	CALL
BPF900A	F	4-Pole, Outdoor, Full Band	179.47	168.70	157.93	CALL

2.4 GHz 802.11b/g Compatible Ultra High Q 4-Pole and 8-Pole WiFi Bandpass Channel Filters

L-com's HyperLink® indoor and outdoor 2.4 GHz ultra-high Q WiFi channel filters are ideal for co-located equipment installations. Available in seven versions for channels 1, 3, 6, 9, 11, 13 and 14, they provide excellent adjacent channel rejection. By reducing interference from both inside and outside the band, improved performance of co-located equipment can be achieved.

2.4 GHz Filters

BPF24-401	D	4-Pole, Indoor, Channel 1	85.90	80.74	75.59	CALL
BPF24-403	D	4-Pole, Indoor, Channel 3	85.90	80.74	75.59	CALL
BPF24-406	D	4-Pole, Indoor, Channel 6	85.90	80.74	75.59	CALL
BPF24-409	D	4-Pole, Indoor, Channel 9	85.90	80.74	75.59	CALL
BPF24-411	D	4-Pole, Indoor, Channel 11	85.90	80.74	75.59	CALL
BPF24-801	E	8-Pole, Indoor, Channel 1	108.75	102.22	95.70	CALL
BPF24-801A	I	8-Pole, Outdoor, Channel 1	152.27	143.13	133.99	CALL
BPF24-803	E	8-Pole, Indoor, Channel 3	108.75	102.22	95.70	CALL
BPF24-806	E	8-Pole, Indoor, Channel 6	108.75	102.22	95.70	CALL
BPF24-806A	I	8-Pole, Outdoor, Channel 6	152.27	143.13	133.99	CALL
BPF24-809	E	8-Pole, Indoor, Channel 9	108.75	102.22	95.70	CALL
BPF24-809A	I	8-Pole, Outdoor, Channel 9	152.27	143.13	133.99	CALL
BPF24-811	E	8-Pole, Indoor, Channel 11	108.75	102.22	95.70	CALL
BPF24-811A	I	8-Pole, Outdoor, Channel 11	152.27	143.13	133.99	CALL
BPF24-813	E	8-Pole, Indoor, Channel 13	108.75	102.22	95.70	CALL
BPF24-813A	I	8-Pole, Outdoor, Channel 13	152.27	143.13	133.99	CALL
BPF24-814	E	8-Pole, Indoor, Channel 14	108.75	102.22	95.70	CALL
BPF2400	D	4-Pole, Indoor, Full Band	119.63	112.45	105.27	CALL
BPF2400A	G	4-Pole, Outdoor, Full Band	179.47	168.70	157.93	CALL

4.9 GHz and 5.8 GHz Full Band Ultra High Q 4-Pole Bandpass Filters

HyperLink® 4.9 GHz and 5.8 GHz 4-Pole ultra high Q full band channel filters are ideal for co-located equipment installations. These filters are designed for full band applications. By reducing interference outside the respective bands (4900 MHz or 5800 MHz depending on model), improved performance on the co-located equipment can be achieved.

4.9 GHz Filters

BPF4900A	F	4-Pole, Outdoor/Indoor, Full Band	179.47	168.70	157.93	CALL
----------	---	-----------------------------------	--------	--------	--------	------

5.8 GHz Filters

BPF5800A	F	4-Pole, Outdoor/Indoor, Full Band	179.47	168.70	157.93	CALL
----------	---	-----------------------------------	--------	--------	--------	------

2.4/5 GHz Diplexers

HyperLink® 2.4/5 GHz diplexers are designed to split 2.4 GHz and 5 GHz from a single radio feed to separate 2.4 GHz and 5 GHz antennas. They can also be used to combine those frequencies into a single cable. HyperLink® diplexers are available for indoor and outdoor applications and feature Type N Female connectors.

DP245-NF	B	2.4/5 GHz, Outdoor, Type N Female Connectors	59.79	55.00	50.22	CALL
DP2458-NF	H	2.4/5 GHz, Indoor, Type N Female Connectors	163.15	150.10	137.04	CALL

Accessories

ANM-TERM1		Type N Male, 50 Ohm Terminator, 0-6 GHz	9.96	9.16	8.36	CALL
HGX-PM114		Splitter Mast Mount Kit, 1-1/4" (3.2cm) to 2" (5.1cm) Diameter	16.00	14.72	13.44	CALL
HGX-AMOUNT02		Splitter Wall/Enclosure Mounting Kit	13.00	11.96	10.92	CALL

SCW03N
STYLE

A

SCW04N
STYLE

A

SC903N
STYLE

C

SC2402RTM
STYLE

B

BPF24-406
STYLE

D

BPF24-801A
STYLE

I

BPF24-806
STYLE

E

BPF2400A
STYLE

G

BPF5800A
STYLE

F

DP245-NF
STYLE

B

DP2458-NF
STYLE

H

"STYLE" refers to type of enclosure in series.



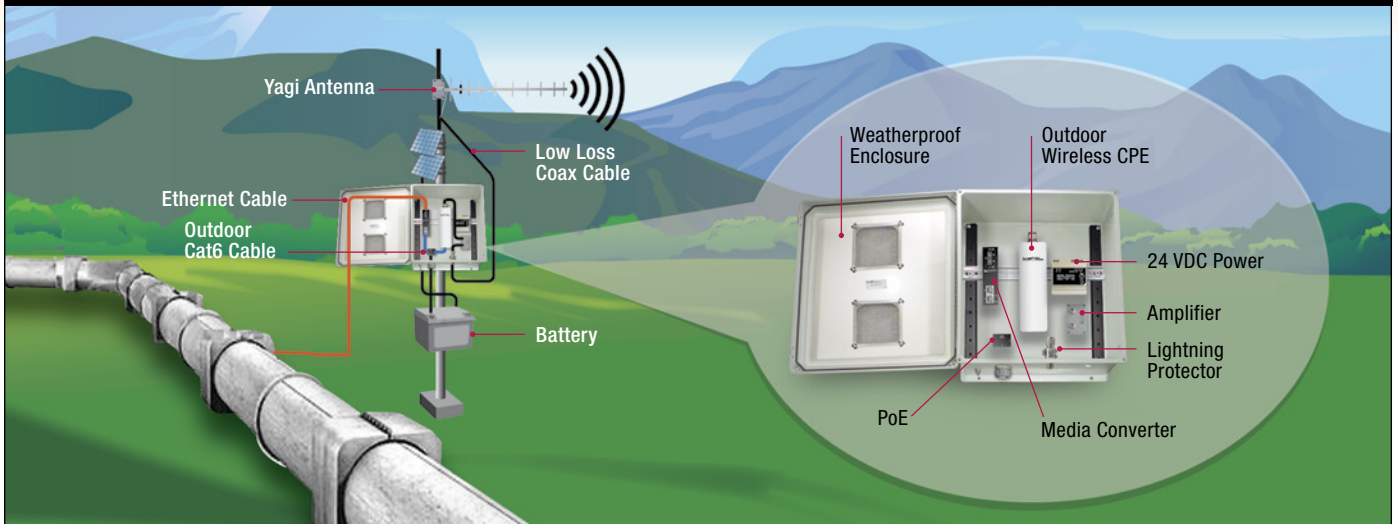
Weatherproof Industrial Enclosures Tutorial

manufacturing plants; SCADA applications and field installations; indoor and outdoor or hot and cold temperature environments where equipment and critical systems need power, connectivity, protection and security for the system operator. They are also great for solar powered applications, use in corrosive environments, sub-zero installations for monitoring and reporting, hotspot applications and protection of equipment from theft or damage. Available with the widest range of enclosure options including heat, cooling and Power over Ethernet interfaces of anyone in the industry. In addition to our standard enclosure products listed below, we can custom manufacture enclosures based on customer requirements for large-scale projects. L-com enclosures offer the quality built, professionally integrated NEMA Enclosures for the systems user with the largest "OFF-THE-SHELF" configured enclosures product offerings of any supplier in the world.

Ideal for Wired and Wireless Applications

L-com's HyperLink® Weatherproof Industrial Enclosures are ideal for Municipal/State/Federal wired and remote sensor applications (Water Management, Traffic controls, Utility monitoring stations, etc.); secure WLAN WiFi equipment installations; Industrial Data and Control Systems in factories and

SAMPLE WIRELESS APPLICATION FOR AN OIL PIPELINE MONITORING SYSTEM



This illustration represents an outdoor wireless application for an oil pipeline. It includes a weatherproof NEMA enclosure outfitted with wireless CPE, a media converter, PoE, a lightning protector, amplifier and power source. In addition, L-com provides the Yagi antenna and all cable and connectivity.


L-com Industrial Enclosures - Designed to Address all your Wired and Wireless Networking Applications

The examples below show just two of the many ways these enclosures can be utilized.

Model: NBW181608-00DR

18x16x8 Inch Windowed Enclosure with DIN Rails


This model features a lid with a Lexan window which provides visibility of the internal equipment inside the enclosure. The DIN rails provide mounting points for DIN mountable equipment, such as the Ethernet equipment shown in this example.



Model: NB141207-10F

14x12x7 Inch Enclosure with Cooling Fan

This model features four standard surge protected 120 VAC outlets and a terminal strip to supply power to internal equipment. The thermostat-controlled cooling fan provides high airflow and allows air to be pushed or pulled through the enclosure. This helps prevent overheating of the internal equipment mounted in the enclosure, such as the wireless Access Point shown in this example.



L-com's NEMA ENCLOSURE

NEMA and weatherproof enclosure products feature ABS, Fiberglass and Steel NEMA rated designs and are available with a wide range of sizes and options including: heat, cooling, AC or DC power, and Power over Ethernet (PoE) interfaces.

Default Temperature Setting	ON	OFF
UL Solid State Fan Controller Temp Range	93°F / 34°C	84°F / 29°C
UL Model Solid State Heater Controller Temp Range	16°F / -9°C	25°F / -4°C
PoE & Non-UL Fan only Solid State Fan Controller Temp Range	90°F / 32°C	81°F / 27°C
Power Saver Model Fan# 2 Solid State Fan Controller Temp Range	100°F / 38°C	91°F / 33°C
Heater only Solid State Heater Controller Temp Range	15°F / -10°C	24°F / -5°C
Mechanical Fan Thermostat Controller Temp Range	120°F / 49°C	90°F / 32°C
Mechanical Heater Thermostat Controller Temp Range	40°F / 4°C	60°F / -15°C

NEMA / IEC

NEMA, (National Electrical Manufacturers Association) and the IEC (International Electrotechnical Commission) are two standards groups, which have devised two different rating systems for enclosures, which define the enclosures resistance to dust, moisture, water immersion and ice. The IEC's rating is referred to as the IP or Ingress Protection rating. The table below outlines NEMA and IEC IP enclosure ratings. This chart only works in one direction from NEMA to IEC. An IP rating only considers protection against ingress of solid foreign objects and ingress of water.

NEMA enclosure type no.	ENCLOSURE CONSTRUCTION DEFINITIONS	IEC enclosure class
1	General-purpose. Protects against dust, light and indirect splashing but is not dust-tight; primarily prevents contact with live parts; used indoors and under normal atmospheric conditions.	IP20
2	Drip-tight. Similar to Type 1 but with addition of drip shields; used where condensation may be severe (as in cooling rooms and laundries).	IP22
3 and 3S	Weather-resistant. Protects against weather hazards such as rain and sleet; used outdoors on ship docks, in construction work and in tunnels and subways.	IP54
3R	Intended for outdoor use. Provides a degree of protection against falling rain and ice formation. Meets rod entry, rain, external icing and rust-resistance design tests.	IP14
4 and 4X	Watertight (weatherproof). Must exclude at least 65 GPM of water from 1 inch nozzle delivered from a distance not less than 10 ft for 5 minutes. Used outdoors on ship docks, in dairies and in breweries.	IP56
5	Dust-tight. Provided with gaskets or equivalent to exclude dust; used in steel mills and cement plants.	IP52
6 and 6P	Submersible. Design depends on specified conditions of pressure and time; submersible in water; used in quarries, mines and manholes.	IP67
7	Hazardous. For indoor use in Class I, Groups A, B, C and D environments as defined in the NEC.	—
8	Hazardous. For indoor and outdoor use in locations classified as Class I, Groups A, B, C and D as defined in the NEC.	—
9	Hazardous. For indoor and outdoor use in locations classified as Class II, Groups E, F or G as defined in the NEC.	—
10	MSHA. Meets the requirements of the Mine Safety and Health Administration, 30 CFR Part 18 (1978).	—
11	General-purpose. Protects against the corrosive effects of liquids and gases. Meets drip and corrosion-resistance tests.	—
12 and 12K	General-purpose. Intended for indoor use, provides some protection against dust, falling dirt and dripping noncorrosive liquids. Meets drip, dust and rust resistance tests.	IP52
13	General-purpose. Primarily used to provide protection against dust, spraying of water, oil and noncorrosive coolants. Meets oil exclusion and rust resistance design tests.	IP54

CONFIGURABLE INDUSTRIAL NEMA ENCLOSURES

OPTION:
Mounting Plate

SOLUTION:
Securely mount equipment inside enclosure. Available in metallic and non-metallic versions.

OPTION:
Thermostat Controlled Cooling Fan

SOLUTION:
Deployment of sensitive equipment in high temperature environments.

OPTION:
Mounting Lid

SOLUTION:
Prevents damage and theft of internal equipment. Lid options include metallic and non-metallic hinges, removable lids and lids with clear viewing windows.

OPTION:
PoE Interface

SOLUTION:
For remote installations where power sources are limited. PoE interface provides additional surge protection for internal PoE compatible equipment.

OPTION:
Thermostat Controlled Heater (under plate)


SOLUTION:
Deployment of sensitive equipment in low temperature environments.

OPTION:
DIN Rails

SOLUTION:
Provides secure mounting points for industrial DIN mount equipment.

OPTION:
Internal Power

SOLUTION:
Provides power to internal equipment. Options include 120 VDC, 240 VAC, & 12 VDC. Universal outlets available for international use.



Industrial NEMA Enclosures

Industrial NEMA Enclosures from L-com are extremely configurable to meet your EXACT equipment protection needs.

- With weatherproofing for climate and environmental protection
- For outdoor and indoor applications
- To operate in hot and/or cold temperatures
- With the ability to withstand harsh environments
- To protect electrical and/or electronic equipment
- For wired or wireless technologies
- To deploy and secure equipment
- To deliver power and data to equipment

L-com Enclosure Benefits

Industrial NEMA Enclosures are the most flexible and configurable in the industry. Choose from our huge selection of standard sizes, add options, make modifications to our standard enclosures, or we can provide a custom enclosure for you.

- Largest selection of models available
- More options than you'll find elsewhere
- Fiberglass (FRP), plastic ABS and metallic enclosures offered
- Competitively priced for high value/performance ratio
- Quick turn-around time for custom modifications
- Ability to include enclosures as part of a total L-com "Engineered Solution," where other L-com products and engineering services are employed to deliver a product or system solution for your specific application

Many Standard Configurations Available

Starting from simple enclosures to powered enclosures with cooling and heat, L-com makes it easy to find the exact enclosure you need from our standard selection.

L-com Custom Modifications

In most cases, our standard enclosures can be adapted with options, such as those shown above, or custom modifications to suit a customer's specific need, avoiding a more costly custom enclosure. Here is a sampling of the many alterations that L-com can provide:

- Any number of ports added to the enclosure
- Ports can be of any specific size to accommodate both data and power feeds
- Custom cut-outs for glands, etc.
- Mounting plates and brackets (metallic or non-metallic)
- Pre-wired and/or pre-terminated enclosures
- Temperature controls for setting heating and cooling to maintain a desired temperature
- Custom insulation
- Specific color requirements

NEMA RATED ENCLOSURES

Standard Enclosure Part Numbering System

The chart to the right is provided as a reference to help you understand L-com's standard enclosure part numbers. From a single number, you can obtain information such as enclosure series, size, power options and enclosure options.

Please note that all option combinations may not be available. Some option combinations may be offered as custom. Please contact our sales team to discuss your requirements.

FOOT NOTES:

- 1 = Available in NBV Series Enclosures, blank, non-power versions only
- 2 = Part numbers without Power and Enclosure Options indicate blank non-powered enclosures
- 3 = Available in NB141207 VAC Powered Series Enclosures only
- 4 = NB, NBB, NBC, NBG, NBN, NBV and NBW Series Enclosures in blank non-powered configurations are UL Listed
- 5 = Available in NBG Series Enclosures, blank, non-powered versions only

ENCLOSURE SERIES		ENCLOSURE SIZE		POWER OPTIONS		ENCLOSURE OPTIONS	
CODE	DESCRIPTION	CODE	SIZE (HxWxD Inches)	CODE	OPTIONS	CODE	OPTIONS
NB	Gray FRP w/SS Hinge & Latch	533	5 x 3 x 3'	0	Non-Powered	V	Vented
NBB	Black FRP w/SS Hinge & Latch	553	5 x 5 x 3'	1	120 VAC	H	Heater
NBC	Gray FRP w/Corner Screws	554	5 x 5 x 4'	2	240 VAC	F	Cooling Fan(s)
NBE	Gray ABS w/ABS Hinge & Latch (Economy Enclosure)	60604	6 x 6 x 4	4	Power-over-Ethernet (PoE)	S	Solid State Heat/Fan Controller
NBG	Gray FRP w/FRP Hinge & SS Latch	733	7 x 3 x 3'	5	12 VDC	D	Dual Fans
NBN	Gray FRP w/FRP Hinge & Corner Screw	753	7 x 5 x 3'	E	Universal Power Outlet	N	Insulated (Sub-Zero Applications)
NBP	Gray ABS w/ABS Hinge & Latch	755	7 x 5 x 5'	KIT	Non-Powered w/Blank Aluminum Plate	AF	PoE 802.3af Compliant
NBS	Gray Steel w/SS Hinge & Latch	773	7 x 7 x 3'	KIT101	Non-Powered w/Blank Non-Metallic Plate	T	Includes Terminal Block
NBV	Gray Valox® w/Non-Metallic Corner Screws	80604	8 x 6 x 4			DR	Includes DIN Mounting Rails
NBW	Gray FRP w/SS Hinge & Latch (Windowed Lid)	100805	10 x 8 x 5			UL	UL Listed Enclosure ^{3 4}

KEY	
SS	= Stainless Steel
FRP	= Fiberglass Reinforced Polyester
ABS	= Acrylonitrile Butadiene Styrene

ORDERING KEY

N B N 1 4 1 2 0 7 - 1 H F S

ENCLOSURE SERIES

ENCLOSURE SIZE

POWER OPTIONS²

ENCLOSURE OPTIONS²

Industrial Enclosures

Item #	Size	Description	1-9	10-24	25-99	100+
--------	------	-------------	-----	-------	-------	------

Industrial Enclosures with Universal Duplex AC Power Outlets

Designed for North American and European 120-240 VAC applications, these enclosures feature a universal duplex AC power outlet.

ABS Enclosures with Cable Glands and Velcro Pad

NBP141004-E00	14x10x4"	120-240 VAC	70.00	67.20	64.40	CALL
NBP141004-E00-4	14x10x4"	120-240 VAC, 4-Pack	250.00	240.00	230.00	CALL
NBP141004-E0F	14x10x4"	200-240 VAC, Vented Lid (No Rain Shields), Cooling Fan	115.00	110.40	105.80	CALL
NBP141004-E0FW	14x10x4"	200-240 VAC, Vented Lid, Cooling Fan	130.00	124.80	119.60	CALL
NBP141004-E0V	14x10x4"	120-240 VAC, Vented Lid (No Rain Shields)	95.00	91.20	87.40	CALL
NBP141004-E0VW	14x10x4"	120-240 VAC, Vented Lid	120.00	115.20	110.40	CALL

FRP Enclosures with Cable Gland, D-Cut Holes, Ground Lug and Aluminum Mounting Plate

NB141207-E00	14x12x7"	120-240 VAC	210.00	201.60	193.20	CALL
NB141207-E0F	14x12x7"	120-240 VAC, Vented Lid, Cooling Fan	240.00	230.40	220.80	CALL
NB141207-E0V	14x12x7"	120-240 VAC, Vented Lid	235.00	225.60	216.20	CALL
NB141207-EH0	14x12x7"	200-240 VAC, Heated	235.00	225.60	216.20	CALL
NB141207-EHF	14x12x7"	200-240 VAC, Vented Lid, Heat & Cooling Fan	265.00	254.40	243.80	CALL
NB181608-E00	18x16x8"	120-240 VAC	300.00	288.00	276.00	CALL
NB181608-E0F	18x16x8"	120-240 VAC, Vented Lid, Dual Cooling Fans	395.00	379.20	363.40	CALL
NB181608-E0V	18x16x8"	120-240 VAC, Vented Lid	325.00	312.00	299.00	CALL
NB181608-EH0	18x16x8"	200-240 VAC, Heated	345.00	331.20	317.40	CALL
NB181608-EHF	18x16x8"	200-240 VAC, Vented Lid, Heat & Dual Cooling Fans	410.00	393.60	377.20	CALL

Best Seller






NBP141004-40VW




NB141207-4HON



NBP141004-10F



NB121005-10F-1



NBB141207-100



NBB181608-10FS



NB201611-1HF-1

Item #	Size	Description	1-9	10-24	25-99	100+
Industrial Enclosures with PoE Interface						
These enclosures feature an integrated Power-over-Ethernet (PoE) interface making them ideal for use with PoE enabled devices.						
ABS Enclosures with Cable Glands and Velcro Pad						
NBP141004-40F	14x10x4"	Vented Lid (No Rain Shields), Cooling Fan	140.00	134.40	128.80	CALL
NBP141004-40FW	14x10x4"	Vented Lid, Cooling Fan	150.00	144.00	138.00	CALL
NBP141004-40V	14x10x4"	Vented Lid (No Rain Shields)	90.00	86.40	82.80	CALL
NBP141004-40VW	14x10x4"	Vented Lid	105.00	100.80	96.60	CALL
FRP Enclosures with Cable Gland, D-Cut Holes, Ground Lug and Aluminum Mounting Plate						
NB141207-400	14x12x7"	802.3af Compatible, Cat5 Surge Protection	195.00	187.20	179.40	CALL
NB141207-40F	14x12x7"	Vented Lid, Cooling Fan	220.00	211.20	202.40	CALL
NB141207-40FS	14x12x7"	Vented Lid, Solid State Controlled Cooling Fan	250.00	240.00	230.00	CALL
NB141207-40V	14x12x7"	802.3af Compatible, Cat5 Surge Protection, Vented Lid	215.00	206.40	197.80	CALL
NB141207-40FAF	14x12x7"	802.3af Compatible, Vented Lid, Cooling Fan	235.00	225.60	216.20	CALL
NB141207-40FSAF	14x12x7"	802.3af Compatible, Vented Lid, Solid State Controlled Cooling Fan	265.00	254.40	243.80	CALL
NB141207-4HON	14x12x7"	Sub-zero Insulated Enclosure, Heated	340.00	326.40	312.80	CALL
NB181608-400	18x16x8"	802.3af Compatible, Cat5 Surge Protection	285.00	273.60	262.20	CALL
NB181608-40F	18x16x8"	Vented Lid, Dual Cooling Fans	325.00	312.00	299.00	CALL
NB181608-40FS	18x16x8"	Vented Lid, Dual Solid State Controlled Cooling Fans	360.00	345.60	331.20	CALL
NB181608-40V	18x16x8"	802.3af Compatible, Cat5 Surge Protection, Vented Lid	305.00	292.80	280.60	CALL
NB181608-40FAF	18x16x8"	802.3af Compatible, Vented Lid, Dual Cooling Fans	340.00	326.40	312.80	CALL
NB181608-40FSAF	18x16x8"	802.3af Compatible, Vented Lid, Dual Solid State Controlled Cooling Fans	370.00	355.20	340.40	CALL
Industrial Enclosures with 120 VAC Duplex Power Outlets						
L-com's 120 VAC NEMA rated enclosures offer 120 Volt AC power to accommodate access points, routers, and other communications equipment that require 120 Volt AC power.						
ABS Enclosure with Cable Glands and Velcro Pad						
NBP141004-100	14x10x4"	120 VAC	55.00	52.80	50.60	CALL
NBP141004-100-4	14x10x4"	120 VAC, 4 Pack	190.00	182.40	174.80	CALL
NBP141004-10F	14x10x4"	120 VAC, No Rain Shields, Cooling Fan	110.00	105.60	101.20	CALL
NBP141004-10FW	14x10x4"	120 VAC, Cooling Fan	120.00	115.20	110.40	CALL
ABS Enclosure with Cable Gland, D-Cut Holes, Ground Lug, Vented Lid and Aluminum Mounting Plate						
NBE141006-100	14x10x6"	120 VAC	125.00	120.00	115.00	CALL
FRP Enclosures with Cable Gland, D-Cut Holes, Ground Lug and Aluminum Mounting Plate						
NB121005-100	12x10x5"	120 VAC	175.00	168.00	161.00	CALL
NB121005-10F	12x10x5"	120 VAC, Cooling Fan	205.00	196.80	188.60	CALL
NB121005-10F-1	12x10x5"	120 VAC, Cooling Fan (85° fan turn-on)	205.00	196.80	188.60	CALL
NB121005-10V	12x10x5"	120 VAC, Vented Lid	195.00	187.20	179.40	CALL
NB121005-1H0	12x10x5"	120 VAC, Heated	195.00	187.20	179.40	CALL
NB121005-1HF	12x10x5"	120 VAC, Heat/Cooling Fan	225.00	216.00	207.00	CALL
NB121005-1HFS	12x10x5"	120 VAC, Solid State Controlled Heat/Cooling Fan	270.00	259.20	248.40	CALL
NB121005-1HF-1	12x10x5"	120 VAC, Heat/Cooling Fan (85° fan turn-on)	225.00	216.00	207.00	CALL
NB141207-100	14x12x7"	120 VAC	200.00	192.00	184.00	CALL
NB141207-10F	14x12x7"	120 VAC, Cooling Fan	230.00	220.80	211.60	CALL
NB141207-10F-1	14x12x7"	120 VAC, Cooling Fan (85° fan turn-on)	230.00	220.80	211.60	CALL
NB141207-10FS	14x12x7"	120 VAC, Solid State Controlled Cooling Fan	255.00	244.80	234.60	CALL
NB141207-10FSD	14x12x7"	120 VAC, Dual Solid State Controlled Cooling Fans	265.00	254.40	243.80	CALL
NB141207-1H0	14x12x7"	120 VAC, Heated	220.00	211.20	202.40	CALL
NB141207-1H0S	14x12x7"	120 VAC, Solid State Controlled Heater	250.00	240.00	230.00	CALL
NB141207-1HF	14x12x7"	120 VAC, Heat/Cooling Fan	250.00	240.00	230.00	CALL
NB141207-1HF-1	14x12x7"	120 VAC, Heat/Cooling Fan (85° fan turn-on)	250.00	240.00	230.00	CALL
NB141207-1HFS	14x12x7"	120 VAC, Solid State Controlled Heat/Cooling Fan	295.00	283.20	271.40	CALL
NBB141207-100	14x12x7"	Black Enclosure, 120 VAC	240.00	230.40	220.80	CALL
NBB141207-10F	14x12x7"	Black Enclosure, 120 VAC, Cooling Fan	280.00	268.80	257.60	CALL
NBB141207-10FS	14x12x7"	Black Enclosure, 120 VAC, Solid State Controlled Cooling Fan	300.00	288.00	276.00	CALL
NBB141207-10V	14x12x7"	Black Enclosure, 120 VAC, Vented Lid	260.00	249.60	239.20	CALL
NBB141207-1H0	14x12x7"	Black Enclosure, 120 VAC, Heated	265.00	254.40	243.80	CALL
NBB141207-1HF	14x12x7"	Black Enclosure, 120 VAC, Heat/Cooling Fan	295.00	283.20	271.40	CALL
NBB141207-1HFS	14x12x7"	Black Enclosure, 120 VAC, Solid State Controlled Heat/Cooling Fan	340.00	326.40	312.80	CALL
NB181608-100	18x16x8"	120 VAC	290.00	278.40	266.80	CALL
NB181608-10F	18x16x8"	120 VAC, Dual Cooling Fans	340.00	326.40	312.80	CALL
NB181608-10F-1	18x16x8"	120 VAC, Dual Cooling Fans (85° fan turn-on)	340.00	326.40	312.80	CALL
NB181608-10FS	18x16x8"	120 VAC, Dual Solid State Controlled Cooling Fans	360.00	345.60	331.20	CALL
NB181608-10FSX	18x16x8"	120 VAC, Dual Individually Controlled Cooling Fans with Solid State Controllers	370.00	355.20	340.40	CALL
NB181608-1H0	18x16x8"	120 VAC, Heated	325.00	312.00	299.00	CALL
NB181608-1H0S	18x16x8"	120 VAC, Solid State Controlled Heater	355.00	340.80	326.60	CALL
NB181608-1HF	18x16x8"	120 VAC, Heat/Dual Cooling Fans	380.00	364.80	349.60	CALL
NB181608-1HF-1	18x16x8"	120 VAC, Heat/Dual Cooling Fans (85° fan turn-on)	380.00	364.80	349.60	CALL
NBB181608-100	18x16x8"	Black Enclosure, 120 VAC	330.00	316.80	303.60	CALL
NBB181608-10F	18x16x8"	Black Enclosure, 120 VAC, Dual Cooling Fans	385.00	369.60	354.20	CALL
NBB181608-10FS	18x16x8"	Black Enclosure, 120 VAC, Solid State Controlled Dual Cooling Fans	405.00	388.80	372.60	CALL
NBB181608-10V	18x16x8"	Black Enclosure, 120 VAC, Vented Lid	350.00	336.00	322.00	CALL
NBB181608-1H0	18x16x8"	Black Enclosure, 120 VAC, Heated	370.00	355.20	340.40	CALL
NBB181608-1HF	18x16x8"	Black Enclosure, 120 VAC, Heat/Dual Cooling Fans	425.00	408.00	391.00	CALL
NBB181608-1HFS	18x16x8"	Black Enclosure, 120 VAC, Solid State Controlled Heat/Dual Cooling Fans	445.00	427.20	409.40	CALL
NB201611-100	20x16x11"	120 VAC	545.00	523.20	501.40	CALL
NB201611-10F	20x16x11"	120 VAC, Dual Cooling Fans	595.00	571.20	547.40	CALL
NB201611-10F-1	20x16x11"	120 VAC, Dual Cooling Fans (85° fan turn-on)	595.00	571.20	547.40	CALL
NB201611-10FS	20x16x11"	120 VAC, Dual Solid State Controlled Cooling Fans	615.00	590.40	565.80	CALL
NB201611-10V	20x16x11"	120 VAC, Vented Lid	560.00	537.60	515.20	CALL
NB201611-1H0	20x16x11"	120 VAC, Heated	580.00	556.80	533.60	CALL
NB201611-1HF	20x16x11"	120 VAC, Heat/Dual Cooling Fans	635.00	609.60	584.20	CALL
NB201611-1HF-1	20x16x11"	120 VAC, Heat/Dual Cooling Fans (85° fan turn-on)	635.00	609.60	584.20	CALL
NB201611-1HFS	20x16x11"	120 VAC, Solid State Controlled Heat/Dual Cooling Fans	655.00	628.80	602.60	CALL

Item #	Size	Description	1-9	10-24	25-99	100+
--------	------	-------------	-----	-------	-------	------

Industrial Enclosures with 240 VAC Screw Terminal Strip

Specially designed for 240 Volt applications, the L-com NEMA enclosures are perfect for use with 240 Volt communications and control equipment.

FRP Enclosures with Cable Gland, D-Cut Holes, Ground Lug and Aluminum Mounting Plate

NB141207-20F	14x12x7"	240 VAC, Cooling Fan	210.00	201.60	193.20	CALL
NB141207-2H0	14x12x7"	240 VAC, Heated	220.00	211.20	202.40	CALL
NB141207-2HF	14x12x7"	240 VAC, Heated, Cooling Fan	240.00	230.40	220.80	CALL
NB181608-20F	18x16x8"	240 VAC, Dual Cooling Fans	335.00	321.60	308.20	CALL
NB181608-2H0	18x16x8"	240 VAC, Heated	290.00	278.40	266.80	CALL
NB181608-2HF	18x16x8"	240 VAC, Heated, Dual Cooling Fans	380.00	364.80	349.60	CALL




Industrial Enclosures with 12 VDC Screw Terminal Strip

L-com's DC Voltage NEMA enclosures feature pre-drilled mounting plates. These enclosures can be used with equipment such as alarms, solar panels and other control and sensor equipment.

FRP Enclosures with Cable Gland, D-Cut Holes, Ground Lug and Aluminum Mounting Plate

NB141207-500	14x12x7"	12 VDC	160.00	153.60	147.20	CALL
NB141207-50F	14x12x7"	12 VDC, Cooling Fan	215.00	206.40	197.80	CALL
NB141207-50V	14x12x7"	12 VDC, Vented Lid	175.00	168.00	161.00	CALL
NB181608-500	18x16x8"	12 VDC	260.00	249.60	239.20	CALL
NB181608-50F	18x16x8"	12 VDC, Dual Cooling Fan	320.00	307.20	294.40	CALL
NB181608-50V	18x16x8"	12 VDC, Vented Lid	270.00	259.20	248.40	CALL



UL Listed Non-Powered Industrial Enclosures

These Non-Powered Industrial Enclosures are approved and listed with UL, meeting the stringent requirements for Communication Enclosure System 40xx. Use this enclosure when UL Listed products are required by the project. These Non-Powered UL Listed Industrial Enclosures are ideal for custom applications, which may require special modifications to the enclosure. Mounting stand-offs inside the enclosure can be used for mounting plates. Blank mounting plates are available from L-com.

FRP Enclosures with no Mounting Plate

NB080604	8x6x4"	Non-Powered, No Mounting Plate	85.00	81.60	78.20	CALL
NB100805	10x8x5"	Non-Powered, No Mounting Plate	90.00	86.40	82.80	CALL
NB121005	12x10x5"	Non-Powered, No Mounting Plate	95.00	91.20	87.40	CALL
NBB121005	12x10x5"	Black Enclosure, Non-Powered, No Mounting Plate	140.00	134.40	128.80	CALL
NB141207	14x12x7"	Non-Powered, No Mounting Plate	108.00	103.68	99.36	CALL
NBB141207	14x12x7"	Black Enclosure, Non-Powered, No Mounting Plate	150.00	144.00	138.00	CALL
NB161406	16x14x6"	Non-Powered, No Mounting Plate	165.00	158.40	151.80	CALL
NB181608	18x16x8"	Non-Powered, No Mounting Plate	185.00	177.60	170.20	CALL
NBB181608	18x16x8"	Black Enclosure, Non-Powered, No Mounting Plate	230.00	220.80	211.60	CALL
NB201611	20x16x11"	Non-Powered, No Mounting Plate	430.00	412.80	395.60	CALL



FRP Enclosures with Cable Gland, D-Cut Holes, Ground Lug and Aluminum Mounting Plate

NB141207-01-UL	14x12x7"	Non-Powered, Aluminum Mounting Plate	195.00	187.20	179.40	CALL
----------------	----------	--------------------------------------	--------	--------	--------	------



UL Listed 120 VAC Powered Industrial Enclosures

L-com's UL Listed, 120 VAC powered, NEMA weatherproof rated industrial enclosures offer 120 Volt AC power to accommodate access points, routers, and other communications equipment that require 120 Volt AC power.

FRP Enclosures with Cable Gland, D-Cut Holes, Ground Lug and Aluminum Mounting Plate

NB141207-100-UL	14x12x7"	120 VAC Duplex Power Outlets	295.00	283.20	271.40	CALL
NB141207-100T-UL	14x12x7"	120 VAC Terminal Block	210.00	201.60	193.20	CALL
NB141207-10FS-UL	14x12x7"	120 VAC Duplex Power Outlets, Solid State Controlled Cooling Fan	310.00	297.60	285.20	CALL
NB141207-1HFS-UL	14x12x7"	120 VAC Duplex Power Outlets, Solid State Controlled Heat/Cooling Fan	355.00	340.80	326.60	CALL



Windowed Industrial Enclosures with Bonded Window in Lid

The enclosures in this section feature a bonded Lexan window in the lid. This is ideal for communication and control equipment that requires visual monitoring, but also protection from the outside elements and theft.

FRP Windowed Enclosures with no Mounting Plate

NBW121005	12x10x5"	Windowed Lid, No Mounting Plate	145.00	139.20	133.40	CALL
NBW141207	14x12x7"	Windowed Lid, No Mounting Plate	170.00	163.20	156.40	CALL
NBW181608	18x16x8"	Windowed Lid, No Mounting Plate	275.00	264.00	253.00	CALL

FRP Windowed Enclosures with Mounting Plate

NBW121005-KIT	12x10x5"	Windowed Lid, Blank Aluminum Mounting Plate	160.00	153.60	147.20	CALL
NBW121005-KIT01	12x10x5"	Windowed Lid, Blank Starboard Mounting Plate	170.00	163.20	156.40	CALL
NBW141207-KIT	14x12x7"	Windowed Lid, Blank Aluminum Mounting Plate	190.00	182.40	174.80	CALL
NBW141207-KIT01	14x12x7"	Windowed Lid, Blank Starboard Mounting Plate	190.00	182.40	174.80	CALL
NBW181608-KIT	18x16x8"	Windowed Lid, Blank Aluminum Mounting Plate	300.00	288.00	276.00	CALL
NBW181608-KIT01	18x16x8"	Windowed Lid, Blank Starboard Mounting Plate	305.00	292.80	280.60	CALL




FRP Windowed Enclosures with Cable Gland, D-Cut Holes, Ground Lug and Aluminum Mounting Plate

NBW141207-100	14x12x7"	Windowed Lid, 120 VAC Duplex Power Outlets	255.00	244.80	234.60	CALL
NBW141207-1H0	14x12x7"	Windowed Lid, 120 VAC Duplex Power Outlets, Heated	275.00	264.00	253.00	CALL
NBW181608-100	18x16x8"	Windowed Lid, 120 VAC Duplex Power Outlets	370.00	355.20	340.40	CALL
NBW181608-1H0	18x16x8"	Windowed Lid, 120 VAC Duplex Power Outlets, Heated	400.00	384.00	368.00	CALL

FRP Windowed Enclosures with DIN 3 Rail Mounting Brackets

NBW141207-000DR	14x12x7"	Windowed Lid, DIN 3 Rail Mounting Brackets	205.00	196.80	188.60	CALL
NBW181608-000DR	18x16x8"	Windowed Lid, DIN 3 Rail Mounting Brackets	315.00	302.40	289.80	CALL





NBE141006



NBO80604



NBB141207




NB201611-KIT01



NBN121005-KIT



NBC060604



NBC161406-KIT

Item #	Size	Description	1-9	10-24	25-99	100+
Non-Powered Industrial Enclosures						
L-com's non-powered NEMA rated enclosures are perfect for housing both wired and wireless communications equipment.						
ABS Enclosure with no Mounting Plate						
NBE141006	14x10x6"	Non-Powered, No Mounting Plate	45.00	43.20	41.40	CALL
NBE141006-KIT	14x10x6"	Non-Powered, Blank Aluminum Mounting Plate	60.00	57.60	55.20	CALL
NBE141006-KIT01	14x10x6"	Non-Powered, Blank Starboard Mounting Plate	70.00	67.20	64.40	CALL
FRP Enclosures with no Mounting Plate						
NB080604	8x6x4"	Non-Powered, No Mounting Plate, UL Listed	85.00	81.60	78.20	CALL
NB100805	10x8x5"	Non-Powered, No Mounting Plate, UL Listed	90.00	86.40	82.80	CALL
NB121005	12x10x5"	Non-Powered, No Mounting Plate, UL Listed	95.00	91.20	87.40	CALL
NB141207	14x12x7"	Non-Powered, No Mounting Plate, UL Listed	108.00	103.68	99.36	CALL
NB161406	16x14x6"	Non-Powered, No Mounting Plate, UL Listed	165.00	158.40	151.80	CALL
NB181608	18x16x8"	Non-Powered, No Mounting Plate, UL Listed	185.00	177.60	170.20	CALL
NB201611	20x16x11"	Non-Powered, No Mounting Plate, UL Listed	430.00	412.80	395.60	CALL
NBG241609	24x16x9"	Non-Powered, No Mounting Plate, UL Listed	535.00	513.60	492.20	CALL
FRP Black Enclosures with no Mounting Plate						
NBB121005	12x10x5"	Black, Non-Powered, No Mounting Plate, UL Listed	140.00	134.40	128.80	CALL
NBB141207	14x12x7"	Black Non-Powered, No Mounting Plate, UL Listed	150.00	144.00	138.00	CALL
NBB181608	18x16x8"	Black Non-Powered, No Mounting Plate, UL Listed	230.00	220.80	211.60	CALL
FRP Enclosures with Mounting Plate						
NB080604-KIT	8x6x4"	Non-Powered, Blank Aluminum Mounting Plate	105.00	100.80	96.60	CALL
NB080604-KIT01	8x6x4"	Non-Powered, Blank Starboard Mounting Plate	105.00	100.80	96.60	CALL
NB100805-KIT	10x8x5"	Non-Powered, Blank Aluminum Mounting Plate	115.00	110.40	105.80	CALL
NB100805-KIT01	10x8x5"	Non-Powered, Blank Starboard Mounting Plate	115.00	110.40	105.80	CALL
NB121005-KIT	12x10x5"	Non-Powered, Blank Aluminum Mounting Plate	120.00	115.20	110.40	CALL
NB121005-KIT01	12x10x5"	Non-Powered, Blank Starboard Mounting Plate	120.00	115.20	110.40	CALL
NB141207-KIT	14x12x7"	Non-Powered, Blank Aluminum Mounting Plate	128.00	122.88	117.76	CALL
NB141207-KIT01	14x12x7"	Non-Powered, Blank Starboard Mounting Plate	128.00	122.88	117.76	CALL
NB161406-KIT	16x14x6"	Non-Powered, Blank Aluminum Mounting Plate	195.00	187.20	179.40	CALL
NB161406-KIT01	16x14x6"	Non-Powered, Blank Starboard Mounting Plate	195.00	187.20	179.40	CALL
NB181608-KIT	18x16x8"	Non-Powered, Blank Aluminum Mounting Plate	210.00	201.60	193.20	CALL
NB181608-KIT01	18x16x8"	Non-Powered, Blank Starboard Mounting Plate	210.00	201.60	193.20	CALL
NB201611-KIT	20x16x11"	Non-Powered, Blank Aluminum Mounting Plate	460.00	441.60	423.20	CALL
NB201611-KIT01	20x16x11"	Non-Powered, Blank Starboard Mounting Plate	460.00	441.60	423.20	CALL
NBG241609-KIT	24x16x9"	Non-Powered, Blank Aluminum Mounting Plate	585.00	561.60	538.20	CALL
NBG241609-KIT01	24x16x9"	Non-Powered, Blank Starboard Mounting Plate	585.00	561.60	538.20	CALL
FRP Enclosures with Aluminum Mounting Plate and Front Swing Plate						
NBG241609-KIT02	24x16x9"	Non-Powered, Aluminum Mounting Plate and Front Swing Plate	740.00	710.40	680.80	CALL
FRP Enclosures with Non-Metallic Hinges and Corner Lid Screws, no Mounting Plate						
NBN060604	6x6x4"	Non-Powered, Non-Metallic Hinges, No Mounting Plate	115.00	110.40	105.80	CALL
NBN080604	8x6x4"	Non-Powered, Non-Metallic Hinges, No Mounting Plate	120.00	115.20	110.40	CALL
NBN100805	10x8x5"	Non-Powered, Non-Metallic Hinges, No Mounting Plate	125.00	120.00	115.00	CALL
NBN121005	12x10x5"	Non-Powered, Non-Metallic Hinges, No Mounting Plate	140.00	134.40	128.80	CALL
NBN141206	14x12x6"	Non-Powered, Non-Metallic Hinges, No Mounting Plate	160.00	153.60	147.20	CALL
NBN161406	16x14x6"	Non-Powered, Non-Metallic Hinges, No Mounting Plate	185.00	177.60	170.20	CALL
NBN181608	18x16x8"	Non-Powered, Non-Metallic Hinges, No Mounting Plate	245.00	235.20	225.40	CALL
FRP Enclosures with Non-Metallic Hinges and Corner Lid Screws, with Mounting Plate						
NBN060604-KIT	6x6x4"	Non-Powered, Non-Metallic Hinges, Blank Aluminum Mounting Plate	130.00	124.80	119.60	CALL
NBN060604-KIT01	6x6x4"	Non-Powered, Non-Metallic Hinges, Blank Starboard Mounting Plate	130.00	124.80	119.60	CALL
NBN080604-KIT	8x6x4"	Non-Powered, Non-Metallic Hinges, Blank Aluminum Mounting Plate	135.00	129.60	124.20	CALL
NBN080604-KIT01	8x6x4"	Non-Powered, Non-Metallic Hinges, Blank Starboard Mounting Plate	135.00	129.60	124.20	CALL
NBN100805-KIT	10x8x5"	Non-Powered, Non-Metallic Hinges, Blank Aluminum Mounting Plate	145.00	139.20	133.40	CALL
NBN100805-KIT01	10x8x5"	Non-Powered, Non-Metallic Hinges, Blank Starboard Mounting Plate	145.00	139.20	133.40	CALL
NBN121005-KIT	12x10x5"	Non-Powered, Non-Metallic Hinges, Blank Aluminum Mounting Plate	155.00	148.80	142.60	CALL
NBN121005-KIT01	12x10x5"	Non-Powered, Non-Metallic Hinges, Blank Starboard Mounting Plate	155.00	148.80	142.60	CALL
NBN141206-KIT	14x12x6"	Non-Powered, Non-Metallic Hinges, Blank Aluminum Mounting Plate	180.00	172.80	165.60	CALL
NBN141206-KIT01	14x12x6"	Non-Powered, Non-Metallic Hinges, Blank Starboard Mounting Plate	180.00	172.80	165.60	CALL
NBN161406-KIT	16x14x6"	Non-Powered, Non-Metallic Hinges, Blank Aluminum Mounting Plate	215.00	206.40	197.80	CALL
NBN161406-KIT01	16x14x6"	Non-Powered, Non-Metallic Hinges, Blank Starboard Mounting Plate	215.00	206.40	197.80	CALL
NBN181608-KIT	18x16x8"	Non-Powered, Non-Metallic Hinges, Blank Aluminum Mounting Plate	275.00	264.00	253.00	CALL
NBN181608-KIT01	18x16x8"	Non-Powered, Non-Metallic Hinges, Blank Starboard Mounting Plate	275.00	264.00	253.00	CALL
FRP Enclosures with Removable Lid and Corner Screws, no Mounting Plate						
NBC060604	6x6x4"	Non-Powered, Removable Lid, No Mounting Plate	85.00	81.60	78.20	CALL
NBC080604	8x6x4"	Non-Powered, Removable Lid, No Mounting Plate	90.00	86.40	82.80	CALL
NBC100805	10x8x5"	Non-Powered, Removable Lid, No Mounting Plate	100.00	96.00	92.00	CALL
NBC121005	12x10x5"	Non-Powered, Removable Lid, No Mounting Plate	125.00	120.00	115.00	CALL
NBC141206	14x12x6"	Non-Powered, Removable Lid, No Mounting Plate	145.00	139.20	133.40	CALL
NBC161406	16x14x6"	Non-Powered, Removable Lid, No Mounting Plate	170.00	163.20	156.40	CALL
FRP Enclosures with Removable Lid and Corner Screws, with Mounting Plate						
NBC060604-KIT	6x6x4"	Non-Powered, Removable Lid, Blank Aluminum Mounting Plate	100.00	96.00	92.00	CALL
NBC060604-KIT01	6x6x4"	Non-Powered, Removable Lid, Blank Starboard Mounting Plate	100.00	96.00	92.00	CALL
NBC080604-KIT	8x6x4"	Non-Powered, Removable Lid, Blank Aluminum Mounting Plate	105.00	100.80	96.60	CALL
NBC080604-KIT01	8x6x4"	Non-Powered, Removable Lid, Blank Starboard Mounting Plate	105.00	100.80	96.60	CALL
NBC100805-KIT	10x8x5"	Non-Powered, Removable Lid, Blank Aluminum Mounting Plate	120.00	115.20	110.40	CALL
NBC100805-KIT01	10x8x5"	Non-Powered, Removable Lid, Blank Starboard Mounting Plate	120.00	115.20	110.40	CALL
NBC121005-KIT	12x10x5"	Non-Powered, Removable Lid, Blank Aluminum Mounting Plate	140.00	134.40	128.80	CALL
NBC121005-KIT01	12x10x5"	Non-Powered, Removable Lid, Blank Starboard Mounting Plate	140.00	134.40	128.80	CALL
NBC141206-KIT	14x12x6"	Non-Powered, Removable Lid, Blank Aluminum Mounting Plate	165.00	158.40	151.80	CALL
NBC141206-KIT01	14x12x6"	Non-Powered, Removable Lid, Blank Starboard Mounting Plate	165.00	158.40	151.80	CALL
NBC161406-KIT	16x14x6"	Non-Powered, Removable Lid, Blank Aluminum Mounting Plate	200.00	192.00	184.00	CALL
NBC161406-KIT01	16x14x6"	Non-Powered, Removable Lid, Blank Starboard Mounting Plate	200.00	192.00	184.00	CALL

Item #	Size	Description	1-9	10-24	25-99	100+
Non-Powered Industrial Enclosures						
FRP Enclosures with Cable Gland, D-Cut Holes and Ground Lug						
NB141207-00V	14x12x7"	Non-Powered, Vented Lid, Aluminum Mounting Plate	163.00	156.48	149.96	CALL
NB141207-01	14x12x7"	Non-Powered, Aluminum Mounting Plate	143.00	137.28	131.56	CALL
NB141207-02	14x12x7"	Non-Powered, No Mounting Plate	118.00	113.28	108.56	CALL
NB141207-03V	14x12x7"	Non-Powered, Vented Lid, No Mounting Plate	138.00	132.48	126.96	CALL
NB181608-00V	18x16x8"	Non-Powered, Vented Lid, Aluminum Mounting Plate	245.00	235.20	225.40	CALL
NB181608-01	18x16x8"	Non-Powered, Aluminum Mounting Plate	215.00	206.40	197.80	CALL
NB181608-02	18x16x8"	Non-Powered, No Mounting Plate	190.00	182.40	174.80	CALL
NB181608-03V	18x16x8"	Non-Powered, Vented Lid, No Mounting Plate	210.00	201.60	193.20	CALL



NB181608-03V

Non-Metallic, Non-Powered Miniature Industrial Enclosures

The NBV series are UL/CSA® listed small electrical enclosures featuring a continuous gasketed lid secured by four non-metallic molded screws that ensure optimal integrity.

NBV533	5x3x3"	Non-Metallic Enclosure, Removable Cover with Non-Metallic Screws	40.00	38.40	36.80	CALL
NBV553	5x5x3"	Non-Metallic Enclosure, Removable Cover with Non-Metallic Screws	45.00	43.20	41.40	CALL
NBV554	5x5x4"	Non-Metallic Enclosure, Removable Cover with Non-Metallic Screws	47.00	45.12	43.24	CALL
NBV733	7x3x3"	Non-Metallic Enclosure, Removable Cover with Non-Metallic Screws	55.00	52.80	50.60	CALL
NBV753	7x5x3"	Non-Metallic Enclosure, Removable Cover with Non-Metallic Screws	57.00	54.72	52.44	CALL
NBV755	7x5x5"	Non-Metallic Enclosure, Removable Cover with Non-Metallic Screws	60.00	57.60	55.20	CALL
NBV773	7x7x3"	Non-Metallic Enclosure, Removable Cover with Non-Metallic Screws	65.00	62.40	59.80	CALL



NBV753

Steel Industrial Enclosures

These enclosures feature hot rolled steel construction with a polyester powder coating. 120 VAC models included Cable Gland, D-Cut Hole and Grounding Lug in the enclosure.

NBS141206	14x12x6"	No Mounting Plate	215.00	206.40	197.80	CALL
NBS141206-100	14x12x6"	120 VAC Duplex Power Outlet, Aluminum Mounting Plate	305.00	292.80	280.60	CALL
NBS141206-1H0	14x12x6"	120 VAC Duplex Power Outlet, Aluminum Mounting Plate, Heated	360.00	345.60	331.20	CALL



NB141207-00VDR

DIN Rail Industrial Enclosures

L-com's NID enclosure offers mounting options inside the enclosure where a NID can be mounted. This enclosure can be used with interface products such as Ethernet connections and junctions, wireless connections, switches, terminal blocks and fiber optic connections.

FRP Enclosures with Cable Gland, D-Cut Holes and Ground Lug

NB141207-000DR	14x12x7"	Aluminum Mounting Rails	148.00	142.08	136.16	CALL
NB141207-00VDR	14x12x7"	Vented Lid, Aluminum Mounting Rails	200.00	192.00	184.00	CALL
NBW141207-000DR	14x12x7"	Windowed Lid, DIN 3 Rail Mounting Brackets	205.00	196.80	188.60	CALL
NB181608-000DR	18x16x8"	Aluminum Mounting Rails	230.00	220.80	211.60	CALL
NB181608-00VDR	18x16x8"	Vented Lid, Aluminum Mounting Rails	285.00	273.60	262.20	CALL
NBW181608-000DR	18x16x8"	Windowed Lid, DIN 3 Rail Mounting Brackets	315.00	302.40	289.80	CALL



NID331-11

NID (Network Interface Device) Enclosure

L-com's NID enclosure offers mounting options inside the enclosure where a NID can be mounted. This enclosure can be used with interface products such as Ethernet connections and junctions, wireless connections, switches, terminal blocks and fiber optic connections.

NID331-11	3x3x1"	Small NID Enclosure	9.00	8.28	7.56	CALL
-----------	--------	---------------------	------	------	------	------


Enclosure Mounting Plates and Mounting Brackets for Amplifiers, Enclosures and Surge Protectors

L-com offers an extensive line of mounting plates for industrial enclosures along with mounting bracket options for amplifiers, industrial enclosures and surge protectors. Visit us online at L-com.com for complete bracket dimensions and specifications.

HGX-AMOUNT02	Mounting Bracket for HyperLink® Amplifiers, PoE Products, Power Supplies	13.00	11.96	10.92	CALL
HGX-LPMOUNT01	ALQ2-NMNFBS Surge Protector Mounting Bracket	6.25	5.75	5.25	CALL
HGX-MMOUNT01	Ratchet Style Marine Antenna Mount	16.00	14.72	13.44	CALL
HGX-NPLATE01	Blank Aluminum Mounting Plate, for NB141207 Series Enclosure	24.00	23.04	22.08	CALL
HGX-NPLATE08	Blank Non-Metallic Mounting Plate for NB141207 Series Enclosure	24.00	23.04	22.08	CALL
HGX-NPLATE09	Blank Non-Metallic Mounting Plate for NB181608 Series Enclosure	36.00	34.56	33.12	CALL
HGX-NPLATE14	Blank Aluminum Mounting Plate for NB241609 Series Enclosure	72.00	69.12	66.24	CALL
HGX-NPLATE15	Blank Non-Metallic Mounting Plate for NB2401609 Series Enclosure	72.00	69.12	66.24	CALL
HGX-NPLATE20	Blank Aluminum Mounting Plate for NBE141006/NB121005 Series Enclosure	18.00	17.28	16.56	CALL
HGX-NPLATE21	Blank Non-Metallic Mounting Plate for NBE141006/NB121005 Series Enclosure	30.00	28.80	27.60	CALL
HGX-NPLATE22	Blank Aluminum Mounting Plate for NB080604 Series Enclosure	24.00	23.04	22.08	CALL
HGX-NPLATE23	Blank Non-Metallic Mounting Plate for NB080604 Series Enclosure	24.00	23.04	22.08	CALL
HGX-NPLATE24	Blank Aluminum Mounting Plate for NB100805 Series Enclosure	28.00	26.88	25.76	CALL
HGX-NPLATE25	Blank Non-Metallic Mounting Plate for NB100805 Series Enclosure	28.00	26.88	25.76	CALL
HGX-NPLATE26	Blank Aluminum Mounting Plate for NB161406 Series Enclosure	32.00	30.72	29.44	CALL
HGX-NPLATE27	Blank Non-Metallic Mounting Plate for NB161406 Series Enclosure	32.00	30.72	29.44	CALL



HGX-AMOUNT02 shown with 4-way splitter (not included)



HGX-PMT16



HGX-PMT28

Universal Pole Mounting Kits (See L-com.com for more Mounting and Accessory Options)

The HGX-PMT13 is used to mount NB141207 or NB181608 series weatherproof enclosures from 3" to 4" diameter poles. For larger diameter poles, slots are provided in the rails for .5" wide worm drive clamps. Use the HGX-PMT16 for 1.25" to 2" diameter poles.

HGX-PMT13	Universal Pole Mounting Kit, 3" to 4" Diameter Poles	48.00	44.16	40.32	CALL
HGX-PMT16	Universal Pole Mounting Kit, 1.25" to 2" Diameter Poles	46.00	42.32	38.64	CALL
HGX-PMT17	Universal Pole Mounting Kit NBP141004, 3" to 12" Diameter Poles	44.00	40.48	36.96	CALL
HGX-PMT28	Universal Pole Mounting Kit, 4" to 7" Diameter Poles	57.00	52.44	47.88	CALL
HGX-PMT29	Universal Pole Mounting Kit, 7" to 9" Diameter Poles	57.00	52.44	47.88	CALL
HGX-PMT30	Universal Pole Mounting Kit, 9" to 11" Diameter Poles	57.00	52.44	47.88	CALL
DIN-35-NB14	35mm DIN Rail for NB14 Enclosures	3.37	3.23	3.10	CALL
DIN-35-NB18	35mm DIN Rail for NB18 Enclosures	3.37	3.23	3.10	CALL

PoE Enclosure Accessory

L-com's 12-Port Rack Mount DC Injector is used to supply heating system power to multiple NB141207-4HON Series Sub-zero Heated Enclosures. The BT-CAT5-NB12 and NB141207-4HON enclosure uses a proprietary wiring pin out. The RJ45 connectors on the BT-CAT5-NB12 enclosure or the NB141207-4HON should never be connected to any other manufacturers equipment.

BT-CAT5-NB12	12-Port Rack Mount DC Injector for NB141207-4HON Series Enclosures	2025.00	1903.50	1782.00	CALL
--------------	--	---------	---------	---------	------



BT-CAT5-NB12



Lightning / Surge Protectors Tutorial

What are Lightning and Surge Protectors?

Lightning and surge protectors are devices whose purpose is to eliminate transients on a conductor which are induced by nearby lightning activity. They are used to prevent damage to valuable electronic equipment from these high-voltage surges and spikes.

How are Lightning and Surge Protectors used?

A lightning and surge protector is used inline between devices such as antennas and amplifiers and radios or between connections on Ethernet switches and routers. They are connected via copper cabling (Coaxial, UTP etc.).

Where are Lightning and Surge Protectors used?

Lightning and surge protectors are used in many different applications including outdoor wireless networks, indoor Ethernet network installations and in any instance where the potential for a power surge could damage or destroy communications equipment.



Don't let lightning destroy your network!

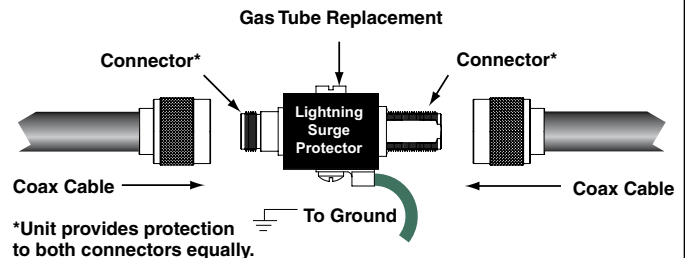
A single bolt of lightning carrying up to 100 million volts of electricity has the power to rip through roofs, explode brick walls and destroy electronic networking/communications equipment as well as industrial equipment. Don't be fooled into a false sense of security if you never receive direct strikes. Indirect lightning strikes on telephone and power lines can be just as catastrophic! Protect your valuable communications equipment with L-com's HyperLink® brand surge protectors.

Coaxial Lightning and Surge Protectors

L-com's HyperLink® coaxial lightning and surge protectors are available in two types, Quarter Wave and Gas Discharge models.

Quarter Wave coaxial protectors are designed to pass the desired frequency while suppressing lightning surges, much like a signal filter. Lightning strike electrical surges which operate at low frequencies are diverted through the protector's short-circuit to the ground.

Gas Discharge coaxial protectors are a type of lightning arrestor which employs a replaceable gas discharge tube, which is a component containing a small amount of gas. The gas tube dumps extremely high amounts of surge energy directly to the ground of the protector. HyperLink® coaxial lightning protectors are available for 0-3 GHz operation or 0-6 GHz operation.




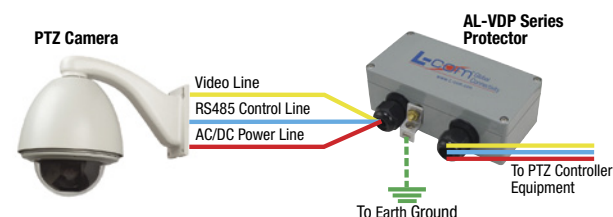
Data Line Lightning and Surge Protectors

The use of surge protectors to protect sensitive equipment from lightning strikes and surges on Ethernet data lines has become more important than ever with the advent of faster standards like 100 and 1000 Base-T Ethernet. The faster data speeds have required equipment manufacturers to use fragile high speed components.

Designed for Cat5, Cat5e and Cat6 applications, L-com's HyperLink® data line protectors are available in different power levels. From low power models for typical hub or client installations to high-power, 3-stage protectors designed for maximum surge protection.

Weatherproof Analog Pan-Tilt-Zoom (PTZ) Video Camera Lightning and Surge Protectors

Outdoor video security equipment is often mounted on top of buildings and light poles, areas more vulnerable to lightning strikes. This can damage not only the video cameras, but the controllers as well. The AL-VDP series is designed to provide lightning and surge protection for analog PTZ video cameras. These protectors incorporate individual protection circuits for the analog video line, RS485 control line and AC/DC power lines.



In addition to our data line protectors, we offer protectors for Telephone, DSL, T1, RS422/485, RS232, 4-20 mA Current Loop, AC/DC and Video applications.

Three Stage Data Line Protector

Grounding Note:

Proper grounding of lightning and surge protectors is required to ensure proper operation. Connecting the ground lug on the protectors to an earth ground is the recommended method. Please refer to the National Electric Code (or your local codes) for additional information or contact a licensed electrician for assistance.

Item #	Power Rating	Description	1-9	10-24	25-99	100+
--------	--------------	-------------	-----	-------	-------	------

HyperLink® Data Line Lightning and Surge Protectors

L-com's HyperLink® Cat5/5e/6 lightning protectors are designed to protect expensive wired and wireless 10/100 and 10/100/1000 Base-T Ethernet systems. These robust lightning protectors are also great to use in Power over Ethernet (PoE) camera installations.

Category 5 Data Line 10/100 Base-T Protectors

HGLN-CAT5-2	✓	Indoor, Shielded RJ45	44.13	41.48	38.83	CALL
AL-CAT5VW-1	✓	Weather Resistant, RJ45	43.05	40.47	37.89	CALL
HGLN-CAT5J	✓✓✓	Indoor, Shielded RJ45	43.05	40.47	37.89	CALL
HGLND-CAT5J	✓✓✓	Indoor DIN Mount, Shielded RJ45	48.44	45.53	42.63	CALL
CMSP-CAT5-2	✓✓✓	Indoor Wall Mount, 2-Port, Shielded RJ45	53.83	49.52	45.22	CALL
CMSP-CAT5-4	✓✓✓	Indoor Wall Mount, 4-Port, Shielded RJ45	96.93	89.18	81.42	CALL
CMSP-CAT5-8	✓✓✓	Indoor Wall Mount, 8-Port, Shielded RJ45	161.59	155.13	148.67	CALL
AL-CAT5JW	✓✓✓	Weather Resistant, RJ45	37.66	35.40	33.14	CALL
AL-CAT5SJW	✓✓✓	Weather Resistant, Shielded RJ45	39.82	37.43	35.04	CALL
AL-CAT5PW	✓✓✓	Weather Resistant, Punch Down Terminal Block	37.66	35.40	33.14	CALL
AL-CAT5SW	✓✓✓	Weather Resistant, Screw Terminal Block	37.66	35.40	33.14	CALL
AL-CAT5W	✓✓✓✓	Weatherproof, RJ45/Screw Terminal Block	53.83	50.60	47.37	CALL
ALS-CAT5W	✓✓✓✓	Compact Weatherproof, Shielded RJ45	53.83	50.60	47.37	CALL
AL-CAT5W-4	✓✓✓✓	Weatherproof, 4-Port, Shielded RJ45	134.65	126.57	118.49	CALL
HGLN-CAT5-HP	✓✓✓✓✓	Indoor, High Power, Shielded RJ45	69.99	65.79	61.59	CALL
HGLND-CAT5-HP	✓✓✓✓✓	Indoor DIN Mount, High Power, Shielded RJ45	77.54	72.88	68.23	CALL
AL-CAT5HPJW	✓✓✓✓✓	Weather Resistant, High Power, Shielded RJ45	59.22	55.66	52.11	CALL
AL-CAT5HPW	✓✓✓✓✓	Weatherproof, High Power, Shielded RJ45	75.38	70.86	66.34	CALL
ALW-CAT5HPJ	✓✓✓✓✓	Weatherproof Metal Enclosure, High Power, Shielded RJ45	82.92	76.29	69.66	CALL
AL-CAT5HPW-4	✓✓✓✓✓	Weatherproof, 4-Port, High Power, Screw Terminal Block	215.48	202.55	189.62	CALL

Category 5e Data Line 10/100 Base-T Protectors

AL-CAT5EW	✓✓	Weatherproof, Screw Terminal Block	48.44	45.53	42.63	CALL
HGLN-CAT5EJW	✓✓✓✓	Indoor, Shielded RJ45	53.83	50.60	47.37	CALL
HGLND-CAT5EJW	✓✓✓✓	Indoor DIN Mount, Shielded RJ45	59.22	55.66	52.11	CALL
AL-CAT5EPW	✓✓✓✓	Weather Resistant, Punch Down Terminals	48.44	45.53	42.63	CALL
AL-CAT5EJW	✓✓✓✓	Weather Resistant, Shielded RJ45	48.44	45.53	42.63	CALL
ALS-CAT5EJWP	✓✓✓✓	Compact Weatherproof, Shielded RJ45	67.84	63.77	59.70	CALL
ALW-CAT5EJ	✓✓✓✓	Weatherproof Metal Enclosure, Shielded RJ45	75.38	69.35	63.32	CALL
ALW-CAT5EP	✓✓✓✓	Weatherproof Metal Enclosure, Punch Down Terminals	75.38	69.35	63.32	CALL
AL-CAT5EHPW	✓✓✓✓	Weatherproof, High Power, Screw Terminal Block	74.30	69.85	65.39	CALL

Category 6 Data Line 10/100/1000 Base-T Protectors

HGLN-CAT6	✓	Indoor, Shielded RJ45	48.44	45.53	42.63	CALL
HGLN-CAT6J	✓✓	Indoor, Shielded RJ45, PoE Compatible	48.44	45.53	42.63	CALL
HGLND-CAT6J	✓✓	Indoor DIN Mount, Shielded RJ45	53.83	50.60	47.37	CALL
CMSP-CAT6-2	✓✓	Indoor Wall Mount, 2-Port, Shielded RJ45	75.38	69.35	63.32	CALL
CMSP-CAT6-4	✓✓	Indoor, 4-Port, Shielded RJ45	107.71	99.09	90.48	CALL
AL-CAT6JW	✓✓	Weather Resistant, RJ45	39.82	37.43	35.04	CALL
AL-CAT6PW	✓✓	Weather Resistant, Punch Down Terminal Block	39.82	37.43	35.04	CALL
AL-CAT6W	✓✓	Weatherproof, Screw Terminal Block	59.22	55.66	52.11	CALL
HGLND-CAT6-HP	✓✓✓✓	Indoor DIN Mount, High Power, Shielded RJ45	79.69	74.91	70.13	CALL
HGLN-CAT6-HP	✓✓✓✓	Indoor, High Power, Shielded RJ45	74.30	69.85	65.39	CALL
AL-CAT6HPJW	✓✓✓✓	Weather Resistant, High Power, Shielded RJ45	62.45	58.70	54.96	CALL
ALS-CAT6HPW	✓✓✓✓	Compact Weatherproof, High Power, Shielded RJ45	75.38	70.86	66.34	CALL
ALW-CAT6HPJ	✓✓✓✓	Weatherproof Metal Enclosure, High Power, Shielded RJ45	82.92	76.29	69.66	CALL
HGLN-CAT6JT	✓✓✓✓✓	Indoor, Differential Gas Tube, Shielded RJ45	57.06	53.64	50.21	CALL
ALS-CAT6JT	✓✓✓✓✓	Compact Weatherproof, Differential Gas Tube, Shielded RJ45	64.61	60.73	56.85	CALL
CMSP-CAT6T-2	✓✓✓✓✓	Indoor Wall Mount, 2-Port Differential Gas Tube, Shielded RJ45	80.77	74.31	67.85	CALL
CMSP-CAT6T-4	✓✓✓✓✓	Indoor, 4-Port, Differential Gas Tube, Shielded RJ45	140.04	128.84	117.63	CALL

Category 6a Data Line 10/100/1000/10G Base-T Protectors

L-com's HyperLink CAT6a lightning and surge protectors provide superior protection with improved frequency response for 10/100/1000/10000 (10G) Base-T Ethernet networks. They are designed for use with CAT6a Ethernet cabling, but can also be used with CAT5, CAT5e and CAT6 cabling.

AL-CAT6AJW	✓✓	Weather Resistant, RJ45 (CAT6a)	51.76	48.65	45.55	CALL
------------	----	---------------------------------	-------	-------	-------	------

15V and 24V PoE Compatible Data Line Lightning and Surge Protectors

The lightning protectors in this section are designed to be compatible with PoE equipment requiring 15V and 24V. Note, these protectors are not intended for use with standard 48V PoE equipment.

HGLN-CAT5J24	✓✓✓	Indoor, Cat5, 15V/24V PoE, Shielded RJ45	45.21	42.49	39.78	CALL
AL-CAT5SJW24	✓✓✓	Weather Resistant, Cat5, 15V/24V PoE, Shielded RJ45	43.05	40.47	37.89	CALL
AL-CAT5W-4-24	✓✓✓	Weatherproof, 4-Port, Cat5, 15V/24V PoE, Shielded RJ45	140.04	131.64	123.24	CALL
HGLN-CAT5EJW24	✓✓✓	Indoor, Cat5e, 15V/24V PoE, Shielded RJ45	57.06	53.64	50.21	CALL
AL-CAT5EJW24	✓✓✓	Weather Resistant, Cat5e, 15V/24V PoE, Shielded RJ45	51.67	48.57	45.47	CALL
ALW-CAT5EJ24	✓✓✓	Weatherproof Metal Enclosure, Cat5e 15V/24V PoE, Shielded RJ45	75.38	69.35	63.32	CALL

Rack Mount Ethernet and Telephone /DSL Protectors



The RMSP series lightning and surge protectors provides multiple line protection in a standard 19" rack panel. Available in 4/12/24 port versions, the RMSP series mounts into any standard 19" (48.3cm) rack system and may be installed in the rear of the rack where they are normally required of line in and out.


RMSP-CAT5S-4	✓✓✓	Category 5 10/100 Base-T, 19in (48.3cm) 1U Panel, 4-Port	86.00	82.56	79.12	CALL
RMSP-CAT5S-12	✓✓✓	Category 5 10/100 Base-T, 19in (48.3cm) 2U Panel, 12-Port	195.00	187.20	179.40	CALL
RMSP-CAT5-24	✓✓✓	Category 5 10/100 Base-T, 19in (48.3cm) 1U Panel, 24-Port	420.23	403.42	386.61	CALL
RMSP-CAT6-4	✓✓✓	Category 6 10/100/1000 Base-T, 19in (48.3cm) 1U Panel, 4-Port	103.00	98.88	94.76	CALL
RMSP-CAT6-12	✓✓✓	Category 6 10/100/1000 Base-T, 19in (48.3cm) 2U Panel, 12-Port	260.00	249.60	239.20	CALL
RMSP-CAT6T-4	✓✓✓✓	Category 6 10/100/1000 Base-T, 19in (48.3cm) 1U Panel, High Power, 4-Port	137.00	131.52	126.04	CALL
RMSP-CAT6T-12	✓✓✓✓	Category 6 10/100/1000 Base-T, 19in (48.3cm) 2U Panel, High Power, 12-Port	270.00	259.20	248.40	CALL
RMSP-DT-4	✓✓✓✓	Telephone/DSL, 19in (48.3cm) 1U Panel, High Power, 4-Port	161.59	155.13	148.67	CALL
RMSP-DT-12	✓✓✓✓	Telephone/DSL, 19in (48.3cm) 2U Panel, High Power, 12-Port	484.89	465.49	446.10	CALL

Wall Plate Series Lightning and Surge Protectors

The WP series lightning protectors feature stainless steel wall plates designed to mount to standard in-wall conduit boxes. These units are ideal for providing lightning and surge protection in homes and offices with existing in-wall telephone and network wiring.

WPCAT5	✓✓✓	Wall Plate, Cat5, Shielded RJ45/RJ45	30.12	28.92	27.71	CALL
WPCAT6	✓✓	Wall Plate, Cat6, Shielded RJ45/RJ45	30.12	28.92	27.71	CALL
WPDTJ	✓✓✓	Wall Plate, Telephone/DSL, RJ11/RJ11	30.12	28.92	27.71	CALL
WPDTP	✓✓✓	Wall Plate, Telephone/DSL, RJ11/Punch Terminal	30.12	28.92	27.71	CALL





The lightning bolts next to the part numbers indicate Power Rating.
 ⚡ = Low Power
 ⚡⚡⚡⚡ = High Power

Item #	Power Rating	Description	1-9	10-24	25-99	100+
Telephone/DSL/T1 Protectors						
L-com's HyperLink® Telephone, DSL and T1 lightning and surge protectors are perfect for indoor and outdoor installations. There are multiple styles to choose from including screw terminal, punch down and RJ11.						
AL-D4W-DT	⚡⚡⚡	Weather Resistant, Phone/DSL, T1/E1/J1, Screw Terminal	48.44	45.53	42.63	CALL
AL-D4W-DP	⚡⚡⚡	Weather Resistant, Phone/DSL, T1/E1/J1, Punch Down Terminal	48.44	45.53	42.63	CALL
HGLN-D1-DT	⚡⚡⚡⚡	Indoor, High Power Single Line Phone/DSL, Screw Terminal	48.44	45.53	42.63	CALL
HGLND-D1-DT	⚡⚡⚡⚡	Indoor DIN Mount, High Power Single Line Phone/DSL, Screw Terminal	53.83	50.60	47.37	CALL
HGLN-DT	⚡⚡⚡⚡	Indoor, High Power Single Line Phone/DSL, RJ11	48.44	45.53	42.63	CALL
HGLN-D2T	⚡⚡⚡⚡	Indoor, High Power Dual Line Phone/DSL, RJ11	48.44	45.53	42.63	CALL
CMSP-DT-4	⚡⚡⚡⚡	Indoor, 4-Port High Power Phone/DSL, RJ11	140.04	128.84	117.63	CALL
RMSPP-DT-4	⚡⚡⚡⚡	19 inch (48.3cm) Rack Panel, 4-Port High Power Phone/DSL, RJ11	161.59	155.13	148.67	CALL
HGLN-DSL	⚡⚡⚡⚡⚡	Indoor, Phone/DSL, 3-Stage, RJ11	59.22	55.66	52.11	CALL
AL-DSLJW	⚡⚡⚡⚡⚡	Weather Resistant, Phone/DSL, 3-Stage, RJ11	59.22	55.66	52.11	CALL
ALW-DSLJ	⚡⚡⚡⚡⚡	Weatherproof Metal Enclosure, Phone/DSL, 3-Stage, RJ11	78.61	72.33	66.04	CALL
HGLN-D2-DT	⚡⚡⚡⚡⚡	Indoor, Phone/DSL, 3-Stage, Screw Terminal	59.22	55.66	52.11	CALL
HGLND-D2-DT	⚡⚡⚡⚡⚡	Indoor DIN Mount, Phone/DSL, 3-Stage, Screw Terminal	64.61	60.73	56.85	CALL
AL-DSLW	⚡⚡⚡⚡⚡	Weather Resistant, Phone/DSL, 3-Stage, Screw Terminal	59.22	55.66	52.11	CALL
ALW-DSL	⚡⚡⚡⚡⚡	Weatherproof Metal Enclosure, Phone/DSL, 3-Stage, Screw Terminal	78.61	72.33	66.04	CALL
AL-D3W-DT	⚡⚡⚡⚡⚡	Weather Resistant, Phone/DSL, 3-Stage, Screw Terminal	66.76	62.75	58.75	CALL

RS422/RS485/RS232 Protectors						
L-com's HyperLink® lightning and surge protectors in this section are ideal for RS422, RS485, RS232 lines as well as providing protection for sensors and control lines. All protectors in this section feature screw terminals.						
AL-D4W-05	⚡⚡⚡	Weather Resistant, 4-Line RS422/485	48.44	45.53	42.63	CALL
AL-D8W-12	⚡⚡⚡	Weather Resistant, 8-Line RS232	48.44	45.53	42.63	CALL
HGLN-D1-05	⚡⚡⚡⚡	Indoor, 1-Line RS485, 3-Stage	43.05	40.47	37.89	CALL
HGLND-D1-05	⚡⚡⚡⚡	Indoor DIN Mount, RS485, 3-Stage	48.44	45.53	42.63	CALL
HGLN-D2-05	⚡⚡⚡⚡	Indoor, RS422/485, RTDs, T1/E1/J1, 3-Stage	59.22	55.66	52.11	CALL
HGLND-D2-05	⚡⚡⚡⚡	Indoor DIN Mount, RS422/485, RTDs, T1/E1/J1, 3-Stage	64.61	60.73	56.85	CALL
AL-D2W-05	⚡⚡⚡⚡	Weather Resistant, RS422/485, RTDs, T1/E1/J1, 3-Stage	59.22	55.66	52.11	CALL
ALW-D2-05	⚡⚡⚡⚡	Weatherproof Metal Enclosure, RS422/485, 3-Stage	75.38	69.35	63.32	CALL
AL-D3W-05	⚡⚡⚡⚡	Weather Resistant, RS485	66.76	62.75	58.75	CALL
HGLN-D2-12	⚡⚡⚡⚡	Indoor, 2-Line RS232, 3-Stage	59.22	55.66	52.11	CALL
AL-D2W-12	⚡⚡⚡⚡	Weather Resistant, 2-Line RS232, 3-Stage	59.22	55.66	52.11	CALL
ALW-D2-12	⚡⚡⚡⚡	Weatherproof Metal Enclosure, 2-Line RS232, 3-Stage	75.38	69.35	63.32	CALL
AL-D4-05W	⚡⚡⚡⚡	Weatherproof, 4-Line RS422/485	66.76	62.75	58.75	CALL

RS422/RS485 Control Lines with AC/DC Supply Voltage Protectors						
L-com's HyperLink® AL-D15P and ALS-D25P protectors incorporate individual protection circuits for RS422/485 control lines and AC/DC power lines. These protectors are ideal for RS422/485 lines with AC/DC supply voltage, analog or IP video surveillance cameras, pool/spa controllers and Pan-Tilt-Zoom (PTZ) camera controllers.						
AL-D15P05DW	⚡⚡⚡⚡	5VDC, RS485, Weather Resistant, Screw Terminal	37.66	35.40	33.14	CALL
AL-D15P12DW	⚡⚡⚡⚡	12VDC, RS485, Weather Resistant, Screw Terminal	37.66	35.40	33.14	CALL
AL-D15P15DW	⚡⚡⚡⚡	15VDC, RS485, Weather Resistant, Screw Terminal	37.66	35.40	33.14	CALL
AL-D15P24DW	⚡⚡⚡⚡	24VDC, RS485, Weather Resistant, Screw Terminal	37.66	35.40	33.14	CALL
AL-D15P1228AW	⚡⚡⚡⚡	12-28VAC, RS485, Weather Resistant, Screw Terminal	37.66	35.40	33.14	CALL
ALS-D25P12DW	⚡⚡⚡⚡	12VDC, RS422/RS485, Weatherproof, Screw Terminal	59.22	55.66	52.11	CALL
ALS-D25P15DW	⚡⚡⚡⚡	15VDC, RS422/RS485, Weatherproof, Screw Terminal	59.22	55.66	52.11	CALL
ALS-D25P24DW	⚡⚡⚡⚡	24VDC, RS422/RS485, Weatherproof, Screw Terminal	59.22	55.66	52.11	CALL
ALS-D25P1228AW	⚡⚡⚡⚡	12-28VAC, RS422/RS485, Weatherproof, Screw Terminal	59.22	55.66	52.11	CALL

4-20 mA Current Loop Protectors						
L-com's HyperLink® brand 4-20 mA protectors are ideal for sensors and controllers as well as industrial control lines, HART street light controllers, toll booths, drawbridges, railroad crossing gates and signals. Available in three voltages; 12V, 15V and 24V.						
AL-CL4-12	⚡⚡⚡	12V Weather Resistant, 4-Channel, Screw Terminal	48.44	45.53	42.63	CALL
HGLN-CL1-12	⚡⚡⚡⚡	12V Indoor, 1-Channel, Screw Terminal	51.67	48.57	45.47	CALL
HGLND-CL1-12	⚡⚡⚡⚡	12V Indoor DIN Mount, 1-Channel, Screw Terminal	58.14	54.65	51.16	CALL
HGLN-CL2-12	⚡⚡⚡⚡	12V Indoor, 2-Channel, Screw Terminal	53.83	50.60	47.37	CALL
HGLND-CL2-12	⚡⚡⚡⚡	12V Indoor DIN Mount, 2-Channel, Screw Terminal	59.22	55.66	52.11	CALL
AL-CL2-12	⚡⚡⚡⚡	12V Weather Resistant, 2-Channel, Screw Terminal	48.44	45.53	42.63	CALL
AL-CL3W-12	⚡⚡⚡⚡	12V Weatherproof, 3-Channel, Screw Terminal	67.84	63.77	59.70	CALL
AL-CL4W-12	⚡⚡⚡⚡	12V Weatherproof, 4-Channel, Screw Terminal	69.99	65.79	61.59	CALL

See web site for 15V and 24V models.

Remote Electrical Tilt (RET)/AISG Protector						
L-com's HyperLink® RET/AISG protector is compatible with AISG 5, 6 and 8-conductor control lines and provides individual protection of the power and RS485 lines within the control cable.						
HGLN-AISG1	⚡⚡⚡⚡	Weatherproof, RET/AISG Compatible, 8-Pin	107.71	101.25	94.79	CALL

AC and DC Control Line Protectors						
L-com offers a full line of AC and DC Control Line lightning and surge protectors. Available in 12V, 24V and 48V in either AC or DC models.						
AL-D8-12ACW	⚡⚡⚡⚡	Weather Resistant, Single Stage, 12VAC, 8-Wire, Screw Terminal	59.22	55.66	52.11	CALL
AL-D8-24ACW	⚡⚡⚡⚡	Weather Resistant, Single Stage, 24VAC, 8-Wire, Screw Terminal	59.22	55.66	52.11	CALL
AL-D8-48ACW	⚡⚡⚡⚡	Weather Resistant, Single Stage, 48VAC, 8-Wire, Screw Terminal	59.22	55.66	52.11	CALL
AL-D8-12AC	⚡⚡⚡⚡	Weatherproof, 12VAC, 8-Wire, Screw Terminal	71.07	66.81	62.54	CALL
AL-D8-24AC	⚡⚡⚡⚡	Weatherproof, 24VAC, 8-Wire, Screw Terminal	71.07	66.81	62.54	CALL
AL-D8-48AC	⚡⚡⚡⚡	Weatherproof, 48VAC, 8-Wire, Screw Terminal	71.07	66.81	62.54	CALL
AL-D8-05DCW	⚡⚡⚡⚡	Weather Resistant, Single Stage, 5VDC, 8-Wire, Screw Terminal	59.22	55.66	52.11	CALL
AL-D8-12DCW	⚡⚡⚡⚡	Weather Resistant, Single Stage, 12VDC, 8-Wire, Screw Terminal	59.22	55.66	52.11	CALL
AL-D8-24DCW	⚡⚡⚡⚡	Weather Resistant, Single Stage, 24VDC, 8-Wire, Screw Terminal	59.22	55.66	52.11	CALL
AL-D8-48DCW	⚡⚡⚡⚡	Weather Resistant, Single Stage, 48VDC, 8-Wire, Screw Terminal	59.22	55.66	52.11	CALL
AL-D8-12DC	⚡⚡⚡⚡	Weatherproof, 12VDC, 8-Wire, Screw Terminal	71.07	66.81	62.54	CALL
AL-D8-24DC	⚡⚡⚡⚡	Weatherproof, 24VDC, 8-Wire, Screw Terminal	71.07	66.81	62.54	CALL
AL-D8-48DC	⚡⚡⚡⚡	Weatherproof, 48VDC, 8-Wire, Screw Terminal	71.07	66.81	62.54	CALL
HGLN-DC-12	⚡⚡⚡⚡⚡	Indoor, 12VDC, 1-Line, Screw Terminal	45.21	42.49	39.78	CALL

Item #	Power Rating	Description	1-9	10-24	25-99	100+
--------	--------------	-------------	-----	-------	-------	------

Load Cell/RTD/Strain Gauge Sensor Protectors

The AL-LC series lightning and surge protectors that provide superior protection for devices such as load cells, weighbridges, resistance temperature detectors (RTD) and strain gauge sensors.

AL-LC-30	★★★★★	Weatherproof 3-Stage Load Cell/RTD Lightning Surge Protector	71.07	66.81	62.54	CALL
AL-LC	★★★★★	Weatherproof Single Stage Load Cell/RTD Lightning Surge Protector	48.44	45.53	42.63	CALL

Audio System Protectors

L-com's HyperLink® outdoor speaker and public address system lightning protectors offer protection of valuable PA equipment at an affordable price.

AL-D2-AW	★★★★★	Weatherproof, 4/8 Ohm Audio Systems, Screw Terminal	59.22	55.66	52.11	CALL
AL-D2-PAW	★★★★★	Weatherproof, 70.7/100V Public Address Systems, Screw Terminals	59.22	55.66	52.11	CALL

Coaxial Video Protectors

L-com's HyperLink® Coaxial Video protectors are ideal for protecting surveillance and CCTV cameras, DVRs, surveillance PCs and video monitors.

C MSP-VIDEO-2	★★★	Indoor, 2-Port Video, BNC Connectors	53.83	49.52	45.22	CALL
C MSP-VIDEO-2I	★★★	Indoor, 2-Port Video, Isolated BNC Connectors	53.83	49.52	45.22	CALL
C MSP-VIDEO-4	★★★	Indoor, 4-Port Video, BNC Connectors	96.93	89.18	81.42	CALL
C MSP-VIDEO-4I	★★★	Indoor, 4-Port Video, Isolated BNC Connectors	96.93	89.18	81.42	CALL

Analog Pan-Tilt-Zoom (PTZ) Video Camera Surge Protectors

The L-com's HyperLink® AL-VDP series are designed to provide superior lightning and surge protection for analog PTZ video cameras. These protectors incorporate individual protection circuits for the analog video line, RS485 control line and AC/DC power lines.

AL-VDP012DW	★★★★★	12VDC Weatherproof, Grounded BNC Connectors	134.65	123.88	113.11	CALL
AL-VDP112DW	★★★★★	12VDC Weatherproof, Isolated BNC Connectors	134.65	123.88	113.11	CALL
AL-VDP024DW	★★★★★	24VDC Weatherproof, Grounded BNC Connectors	134.65	123.88	113.11	CALL
AL-VDP124DW	★★★★★	24VDC Weatherproof, Isolated BNC Connectors	134.65	123.88	113.11	CALL
AL-VDP01228AW	★★★★★	12-28VAC Weatherproof, Grounded BNC Connectors	134.65	123.88	113.11	CALL
AL-VDP11228AW	★★★★★	12-28VAC Weatherproof, Isolated BNC Connectors	134.65	123.88	113.11	CALL

USB Lightning and Surge Protectors, Panel Mountable

The L-com AL-ECF504 series USB surge protectors are commercial quality devices designed to protect a computer's sensitive USB ports from surges and spikes from attached devices. To ensure USB 2.0 speeds, the device uses ultra-low capacitance diodes to protect the data lines. In addition, a protection device clamps the power lines to safe levels. These panel mount protectors are available with or without a pigtail cable.

AL-ECF504-AB		USB Type A Female Bulkhead/Type B Female	19.39	18.22	17.06	CALL
AL-ECF504-AA12		USB Type A Female Bulkhead/Type A Male, 12in (30.5cm) Pigtail*	21.54	20.25	18.96	CALL
AL-ECF504-AB12		USB Type A Female Bulkhead/Type B Male, 12in (30.5cm) Pigtail*	21.54	20.25	18.96	CALL

*Also available in lengths of 24in (61.0cm), 36in (91.4cm), 48in (121.9cm) and 72in (182.9cm). See web site for details.

HyperLink® Coaxial Lightning and Surge Protectors

L-com's HyperLink® coaxial lightning and surge protectors feature replaceable gas tubes (except for 1/4 wave models), multi-strike capability and bi-directional protection.

0-3 GHz Coaxial Protectors

AL-NFNFB-9		Type N Female to Type N Female Bulkhead, 90V	22.58	20.77	18.96	CALL
AL-NFNFBHP-9		Type N Female to Type N Female Bulkhead, Indoor, High Power, 90V	30.12	27.71	25.30	CALL
AL-NMNF-9		Type N Male to Type N Female Bulkhead, 90V	22.58	20.77	18.96	CALL
AL-BMBFB-9		BNC Male to BNC Female Bulkhead, 90V	18.27	16.80	15.34	CALL
AL-TMTFB-9		TNC Male to TNC Female Bulkhead, 90V	29.04	26.72	24.40	CALL
AL-UFUFB-6		UHF Female to UHF Female Bulkhead, 600V	18.27	16.80	15.34	CALL
AL-RBPRJB-9		RP-BNC Plug to RP-BNC Jack Bulkhead, 90V	18.27	16.80	15.34	CALL
AL-RTPRJB-9		RP-TNC Plug to RP-TNC Jack Bulkhead, 90V	29.04	26.72	24.40	CALL
AL-FFFF-9		Type F Female to Type F Female, 90V	29.04	26.72	24.40	CALL

0-6 GHz Coaxial Protectors

AL6-NFNFBW-9		Type N Female to Type N Female Bulkhead, 90V	43.05	39.61	36.16	CALL
AL6-NMNF-9		Type N Male to Type N Female Bulkhead, 90V	43.05	39.61	36.16	CALL
AL6-RSPRSJBW-9		RP-SMA Plug to RP-SMA Jack Bulkhead, 90V	37.66	34.65	31.64	CALL

0-6 GHz In-line Crimp Type Coaxial Protectors

L-com's crimp type coaxial protectors are designed to be attached directly onto a 400-series low-loss coax cable via the solderless crimp end of the protector. This helps improve insertion loss since a cable connector is eliminated. These protectors are also available on pre-made 400-series cable assemblies. See page 204 for details.

AL6-NF-14-9		Type N Female Bulkhead to Crimp End, 90V	36.59	33.66	30.73	CALL
AL6-NM-14-9		Type N Male to Crimp End, 90V	36.59	33.66	30.73	CALL

Quarter Wave Coaxial Protectors

ALQ2-NMNF		2300-2700 MHz Type N Male to Type N Female Bulkhead	43.05	39.61	36.16	CALL
ALQ2-DMDFB		800-2250 MHz 7/16 DIN Male to 7/16 DIN Female Bulkhead	96.93	89.18	81.42	CALL
ALQ2-DFDFB		800-2250 MHz 7/16 DIN Female to 7/16 DIN Female Bulkhead	96.93	89.18	81.42	CALL

Low PIM Quarter Wave Coaxial Protectors

ALQP-DFDFB		800-2250 MHz 7/16 DIN Female to 7/16 DIN Female Bulkhead, Low PIM	103.62	97.40	91.19	CALL
ALQP-DMDFB		800-2250 MHz 7/16 DIN Male to 7/16 DIN Female Bulkhead, Low PIM	103.62	97.40	91.19	CALL
ALQP-NFNFB		800-2250 MHz Type N Female to Type N Female Bulkhead, Low PIM	82.90	77.92	72.95	CALL
ALQP-NMNF		800-2250 MHz Type N Male to Type N Female Bulkhead, Low PIM	82.90	77.92	72.95	CALL

Replacement Gas Tubes

LPX090G		0-6 GHz, 90V, Replacement Gas Tube	12.88	11.59	10.30	CALL
LPX090-6		0-6 GHz, 90V, Replacement Gas Tube For AL-NMNF-9	7.49	6.74	5.99	CALL
LPX090		0-3 GHz, 90V, Replacement Gas Tube	6.41	5.77	5.13	CALL
LPX230		0-3 GHz, 230V, Replacement Gas Tube	6.41	5.77	5.13	CALL
LPX350		0-3 GHz, 350V, Replacement Gas Tube	6.41	5.77	5.13	CALL
LPX600		0-3 GHz, 600V, Replacement Gas Tube	6.41	5.77	5.13	CALL

Accessories


HGX-LPMOUNT01		ALQ2 Mounting Bracket	6.25	5.75	5.25	CALL
---------------	--	-----------------------	------	------	------	------

Grounding Kits and Clamps

L-com's coax cable grounding kits are designed to withstand the damaging effects of lightning currents in excess of 200kA as well as meet the MIL-STD-188-124A protection requirements. Our grounding pipe clamp fits around existing conduit pipes or water pipes for a secure ground.

HT-GK400		Grounding Kit for LMR400 Series Cable	20.67	19.85	19.02	CALL
HT-GK600		Grounding Kit for LMR600 Series Cable	20.67	19.85	19.02	CALL

The lightning bolts next to the part numbers indicate Power Rating.
 ⚡ = Low Power
 ⚡⚡⚡⚡ = High Power





Best Seller



Item #	Description	1-9	10-24	25-99	100+
--------	-------------	-----	-------	-------	------

Power over Ethernet (PoE) Midspan/Injectors

L-com offers a wide range of PoE Midspan/Injectors styles including reverse polarity and 4-port models. These PoE Midspan/Injectors can be used to supply power as well as data to PoE compliant devices such as access points, CPes, IP phone and wireless routers over a single Ethernet cable.

All-In-One Midspan/Injector with Integral Power Supply

PSW1212-POE	12 VDC, 12W, Wall Mount, RJ45	18.00	16.92	15.84	CALL
PS1212-POE	12 VDC, 12W, Desktop, RJ45, Requires PSCORD2 Power Cord	26.00	24.44	22.88	CALL
PSW2424-POE	24 VDC, 24W, Wall Mount, RJ45	18.00	16.92	15.84	CALL
PS2424-POE	24 VDC, 24W, Desktop, RJ45, Requires PSCORD3 Power Cord	26.00	24.44	22.88	CALL
PSW4824-POE	48 VDC, 24W, Wall Mount, RJ45	18.00	16.92	15.84	CALL
PS4820-POE-1	48 VDC, 20W, Dual RJ45	26.00	24.44	22.88	CALL
PS4834GB-POE-2	48 VDC, 34W, Gigabit, 2-Port RJ45	57.00	53.58	50.16	CALL

Cat5 Midspan/Injectors

BT-CAT5-E1	Compact Single Port, 5-48 VDC	7.00	6.58	6.16	CALL
BT-CAT5-E1-4848	BT-CAT5-E1 with 48VDC/48W Power Supply	28.00	26.32	24.64	CALL
BT-CAT5-E1-4870	BT-CAT5-E1 with 48VDC/70W Power Supply	51.00	47.94	44.88	CALL
BT-CAT5-P1	Single Port, 5-48 VDC	26.00	24.44	22.88	CALL
BT-CAT5-P1-4848	BT-CAT5-P1 with 48VDC/48W Power Supply	43.00	40.42	37.84	CALL
BT-CAT5-P1-4870	BT-CAT5-P1 with 48VDC/70W Power Supply	66.00	62.04	58.08	CALL
BT-CAT5-P1-56118	BT-CAT5-P1 with 56VDC/117.6W Power Supply	73.00	68.62	64.24	CALL
BTD-CAT5-P1	DIN Mount Single Port, 5-48 VDC	31.00	29.14	27.28	CALL
BTD-CAT5-P1-4848	BTD-CAT5-P1 with 48VDC/48W Power Supply	48.00	45.12	42.24	CALL
BTD-CAT5-P1-4870	BTD-CAT5-P1 with 48VDC/70W Power Supply	71.00	66.74	62.48	CALL
BT-CAT5-P1J	Single Port, 5-48 VDC with Cat5 Surge Protection	40.00	37.60	35.20	CALL
BT-CAT5-P1J-4848	BT-CAT5-P1J with 48VDC/48W Power Supply	56.00	52.64	49.28	CALL
BT-CAT5-P1J-4870	BT-CAT5-P1J with 48VDC/70W Power Supply	78.00	73.32	68.64	CALL
BT-CAT5-P1J-56118	BT-CAT5-P1J with 56VDC/117.6W Power Supply	86.00	80.84	75.68	CALL
BTD-CAT5-P1J	DIN Mount Single Port, 5-48 VDC w/ Cat5 Surge Protection	45.00	42.30	39.60	CALL
BTD-CAT5-P1J-4848	BTD-CAT5-P1J with 48VDC/48W Power Supply	61.00	57.34	53.68	CALL
BTD-CAT5-P1J-4870	BTD-CAT5-P1J with 48VDC/70W Power Supply	83.00	78.02	73.04	CALL
BT-CAT5-P1R	Single Port, 5-48 VDC, Reverse Polarity	35.00	32.90	30.80	CALL
BT-CAT5-P1R-4848	BT-CAT5-P1R with 48VDC/48W Power Supply	51.00	47.94	44.88	CALL
BT-CAT5-P1R-4870	BT-CAT5-P1R with 48VDC/70W Power Supply	73.00	68.62	64.24	CALL
BT-CAT5-P1R-56118	BT-CAT5-P1R with 56VDC/117.6W Power Supply	81.00	76.14	71.28	CALL
BTD-CAT5-P1R	DIN Mount Single Port, 5-48 VDC, Reverse Polarity	40.00	37.60	35.20	CALL
BTD-CAT5-P1R-4848	BTD-CAT5-P1R with 48VDC/48W Power Supply	56.00	52.64	49.28	CALL
BTD-CAT5-P1R-4870	BTD-CAT5-P1R with 48VDC/70W Power Supply	78.00	73.32	68.64	CALL
BT-CAT5-P4	Four Port, 5-48 VDC	56.00	52.64	49.28	CALL
BT-CAT5-P4-4848	BT-CAT5-P4 with 48VDC/48W Power Supply	73.00	68.62	64.24	CALL
BT-CAT5-P4-4870	BT-CAT5-P4 with 48VDC/70W Power Supply	96.00	90.24	84.48	CALL
BT-CAT5-P4-56118	BT-CAT5-P4 with 56VDC/117.6W Power Supply	103.00	96.82	90.64	CALL
BTD-CAT5-P4	DIN Mount Four Port, 5-48 VDC	61.00	57.34	53.68	CALL
BTD-CAT5-P4-4848	BTD-CAT5-P4 with 48VDC/48W Power Supply	78.00	73.32	68.64	CALL
BTD-CAT5-P4-4870	BTD-CAT5-P4 with 48VDC/70W Power Supply	100.00	94.00	88.00	CALL
BT-CAT5-P4J	Four Port, 5-48 VDC with Cat5 Surge Protection	63.00	59.22	55.44	CALL
BT-CAT5-P4J-4848	BT-CAT5-P4J with 48VDC/48W Power Supply	78.00	73.32	68.64	CALL
BT-CAT5-P4J-4870	BT-CAT5-P4J with 48VDC/70W Power Supply	100.00	94.00	88.00	CALL
BT-CAT5-P4J-56118	BT-CAT5-P4J with 56VDC/117.6W Power Supply	109.00	102.46	95.92	CALL
BTD-CAT5-P4J	DIN Mount Four Port, 5-48 VDC w/ Cat5 Surge Protection	70.00	65.80	61.60	CALL
BTD-CAT5-P4J-4848	BTD-CAT5-P4J with 48VDC/48W Power Supply	85.00	79.90	74.80	CALL
BTD-CAT5-P4J-4870	BTD-CAT5-P4J with 48VDC/70W Power Supply	108.00	101.52	95.04	CALL

Cat5E Midspan/Injectors

BT-CAT5E-P1-HP	Single Port, 5-60 VAC/DC with High Power Cat5E Surge Protection	52.00	48.88	45.76	CALL
BT-CAT5E-P1-HP-4848	BT-CAT5E-P1-HP with 48VDC/48W Power Supply	68.00	63.92	59.84	CALL
BT-CAT5E-P1-HP-4870	BT-CAT5E-P1-HP with 48VDC/70W Power Supply	89.00	83.66	78.32	CALL
BT-CAT5E-P1-HP56118	BT-CAT5E-P1-HP with 56VDC/117.6W Power Supply	99.00	93.06	87.12	CALL
BTD-CAT5E-P1-HP	DIN Mount Single Port, 5-60 VAC/DC w/High Power Cat5E Surge Protection	57.00	53.58	50.16	CALL
BTD-CAT5E-P1-HP-4848	BT-CAT5E-P1-HP with 48VDC/48W Power Supply	73.00	68.62	64.24	CALL
BTD-CAT5E-P1-HP-70W	BT-CAT5E-P1-HP with 48VDC/70W Power Supply	94.00	88.36	82.72	CALL
BT-CAT5E-P1-HPW	Single Port, Weather Resistant, 5-60 VAC/DC with High Power Cat5E Surge Protection	51.00	47.94	44.88	CALL
BT-CAT5E-P1-HPW-4848	BT-CAT5E-P1-HPW with 48VDC/48W Power Supply	68.00	63.92	59.84	CALL
BT-CAT5E-P1-HPW-4870	BT-CAT5E-P1-HPW with 48VDC/70W Power Supply	90.00	84.60	79.20	CALL
BT-CAT5E-P1-HPW56118	BT-CAT5E-P1-HPW with 56VDC/117.6W Power Supply	98.00	92.12	86.24	CALL

Cat6 Gigabit Midspan/Injectors

BT-CAT6-P1	Single Port, 5-60 VAC/DC	45.00	42.30	39.60	CALL
BT-CAT6-P1-4848	BT-CAT6-P1 with 48VDC/48W Power Supply	62.00	58.28	54.56	CALL
BT-CAT6-P1-4870	BT-CAT6-P1 with 48VDC/70W Power Supply	84.00	78.96	73.92	CALL
BT-CAT6-P1-56118	BT-CAT6-P1 with 56VDC/117.6W Power Supply	91.00	85.54	80.08	CALL
BTD-CAT6-P1	DIN Mount Single Port, 5-60 VAC/DC	50.00	47.00	44.00	CALL
BTD-CAT6-P1-4848	BTD-CAT6-P1 with 48VDC/48W Power Supply	68.00	63.92	59.84	CALL
BTD-CAT6-P1-4870	BTD-CAT6-P1 with 48VDC/70W Power Supply	89.00	83.66	78.32	CALL
BT-CAT6-P1-HP	Single Port, 5-60 VAC/DC with High Power Cat6 Surge Protection	68.00	63.92	59.84	CALL
BT-CAT6P1HP-48W	BT-CAT6-P1-HP with 48VDC/48W Power Supply	84.00	78.96	73.92	CALL
BT-CAT6P1HP-70W	BT-CAT6-P1-HP with 48VDC/70W Power Supply	104.00	97.76	91.52	CALL
BT-CAT6-P1-HP-56118	BT-CAT6-P1-HP with 56VDC/117.6W Power Supply	114.00	107.16	100.32	CALL
BT-CAT6-P1-HPW	Single Port, Weather Resistant, 5-60 VAC/DC with High Power Cat6 Surge Protection	68.00	63.92	59.84	CALL
BT-CAT6P1HPW48W	BT-CAT6-P1-HPW with 48VDC/48W Power Supply	84.00	78.96	73.92	CALL
BT-CAT6P1HPW70W	BT-CAT6-P1-HPW with 48VDC/70W Power Supply	104.00	97.76	91.52	CALL
BTD-CAT6-P1-HP	DIN Mount Single Port, 5-60 VAC/DC w/High Power Cat6 Surge Protection	68.00	65.28	62.56	CALL
BTD-CAT6P1HP48W	BTD-CAT6-P1-HP with 48VDC/48W Power Supply	89.00	85.44	81.88	CALL
BTD-CAT6P1HP70W	BTD-CAT6-P1-HPW with 48VDC/70W Power Supply	112.00	107.52	103.04	CALL
BT-CAT6-P1-HPW56118	BT-CAT6-P1-HPW with 56VDC/117.6W Power Supply	114.00	107.16	100.32	CALL
BT-CAT6-P4	Four Port, 5-60 VAC/DC	78.00	73.32	68.64	CALL
BT-CAT6-P4-4848	BT-CAT6-P4 with 48VDC/48W Power Supply	93.00	87.42	81.84	CALL
BT-CAT6-P4-4870	BT-CAT6-P4 with 48VDC/70W Power Supply	117.00	109.98	102.96	CALL
BT-CAT6-P4-56118	BT-CAT6-P4 with 56VDC/117.6W Power Supply	124.00	116.56	109.12	CALL

Item #	Description	1-9	10-24	25-99	100+
--------	-------------	-----	-------	-------	------

Cat5 Splitter/Tap with Adjustable DC Output

The BT-CAT5-R0512 PoE Splitter/Tap delivers both data and DC power to non-PoE equipped Ethernet devices using a single Cat5 cable. It features a user adjustable output voltage selector which can be set for 5VDC, 7.5VDC, 9VDC or 12VDC allowing it to be used with a wide range of non-PoE devices.

BT-CAT5-R0512	100/1000 Base-T PoE Splitter/Tap with Adjustable DC Output	33.00	31.02	29.04	CALL
---------------	--	-------	-------	-------	------



Switching Power Supplies

PS909-21R	9 VDC @ 1A (9W), 2.1mm DC Plug	10.67	10.25	9.82	CALL
PS1212-21R	12 VDC @ 1A (12W), 2.1mm Right Angle DC Plug	13.89	13.33	12.77	CALL
PS1224-21R	12 VDC @ 2A (24W), 2.1mm Right Angle DC Plug	15.54	14.92	14.30	CALL
PS1240-21R	12 VDC @ 3.33A (40W), 2.1mm Right Angle DC Plug	22.80	21.88	20.97	CALL
PS1566	15 VDC @ 4.4A (66W), 2.1mm DC Plug	93.26	89.53	85.80	CALL
PS4848-25R	48 VDC @ 1A (48W), 2.5mm Right Angle DC Plug	25.85	25.34	24.82	CALL
PS4870-25R	48 VDC @ 1.5A (70W), 2.5mm Right Angle DC Plug	63.00	60.48	57.96	CALL



Lighter Plug to 2.1mm Right Angle DC Plug, 3A Fuse

PS-LIGHTER-06	Cigarette Plug to 2.1mm Right Angle DC Plug, 3A Fuse, 6ft (1.8m)	10.36	9.95	9.53	CALL
---------------	--	-------	------	------	------

Accessories

PSX-EU1	US Flat or Euro Round to Euro 4.8mm Round A/C Adapter	4.14	3.73	3.32	CALL
PSX-EU2	EU 4/4.8mm Round to US NEMA 6-15R Flat A/C Adapter	4.14	3.73	3.32	CALL
PSCORD2	2 Conductor Plug, USA/AC Power Cord, 1.0ft (0.3m)	4.14	3.98	3.81	CALL
PSCORD3	3 Conductor Plug, USA/AC Power Cord, 1.0ft (0.3m)	3.61	3.46	3.32	CALL

Item #	Description	List Price
--------	-------------	------------

PLANET 802.3at/af PoE Extenders

PLANET's PoE Extenders are simple devices designed to extend both the reach of Ethernet Data and IEEE 802.3at/802.3af PoE over the standard 100m (328ft.) CAT5e/6 UTP cable to 200m, 300m or more.

POE-PTE101	PLANET POE-E101 802.3af PoE Extender	52.00
POE-PTE201	PLANET POE-E201 802.3at/af Gigabit PoE Extender	73.00
PT-LRP-101U-KIT	PLANET LRP-101U-KIT 802.3at/af 1-Port Long Reach PoE over UTP Extender	300.00
PT-LRP-101C-KIT	PLANET LRP-101U-KIT 802.3at/af 1-Port Long Reach PoE over Coax Extender	300.00
PT-IPOE-E202	PLANET IPOE-E202 Industrial 1-Port 802.3at PoE+ to 2-Port 802.3af Extender	305.00
PT-IPOE-E174	PLANET IPOE-E174 802.3at/af 1-Port Ultra PoE to 4-Port Gigabit PoE Extender	185.00



PLANET 15x & 17x Series PoE Injector and Splitters

POE-PT151	PLANET POE-151 48 VDC, 802.3af PoE Injector, Included Power Supply	33.00
POE-PT152S	PLANET POE-152S 5/12 VDC, 802.3af PoE Splitter, Included Power Supply	33.00
PT-POE-171	PLANET POE-171 60W, Single Port, Gigabit Ultra PoE Injector, Includes Power Supply	99.00
PT-POE-171S	PLANET POE-171S 12/19/24 VDC, Gigabit Ultra PoE Splitter, Includes Power Cables	88.00



PLANET PoE Injector Hubs

POE-PT1200	PLANET POE-1200 48 VDC, 12-Port 802.3af PoE Injector Hub	290.14
POE-PT1200G	PLANET POE-1200G 48 VDC, 12-Port 802.3af Gigabit PoE Injector Hub	322.00
POE-PT2400G	PLANET POE-2400G 48 VDC, 24-Port 802.3af Gigabit PoE Injector Hub	494.00

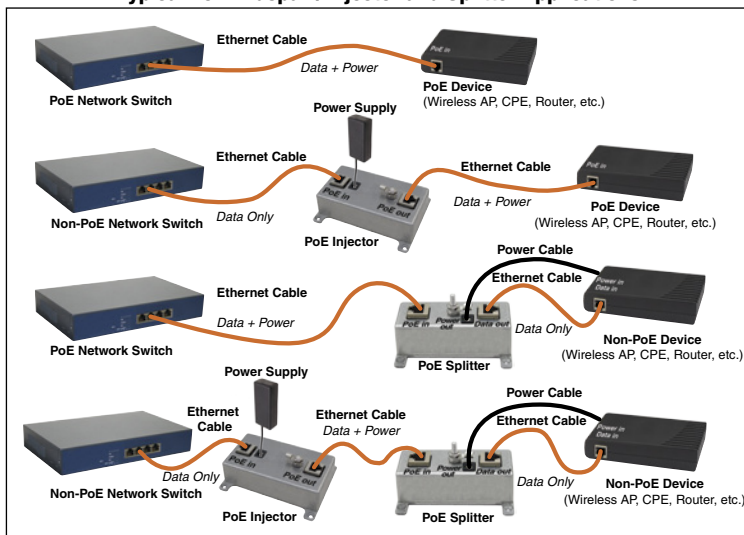
PLANET PoE Ethernet Switches

PLANET's PoE Ethernet switches are designed to provide data and power to a wide range PoE compatible devices. These feature packed switches are available in wall mount, rack mount and industrial IP67 rated versions.

PT-GSD-604HP	PLANET GSD-604HP 4-Port 10/100/1000T 802.3at PoE+ Desktop Gigabit Ethernet Switch	89.00
PT-GSW-2620HP	PLANET GSW-2620HP 24-Port 10/100/1000T 802.3at PoE+ SFP Gigabit Ethernet Switch	411.00
PT-FGSD-1022VHP	PLANET FGSD-1022VHP 8-Port 10/100TX 802.3at PoE+ with 2-Port Gigabit TP/SFP Combo Ethernet Switch	185.00
PT-FGSW-1822VHP	PLANET FGSW-1822VHP 16-Port 10/100TX 802.3at PoE+ with 2-Port Gigabit TP/SFP Combo Ethernet Switch	328.00
PT-FGSW-2622VHP	PLANET FGSW-2622VHP 24-Port 10/100TX 802.3at PoE+ with 2-Port Gigabit TP/SFP Combo Ethernet Switch	392.00
PT-ISW-804PT-M12	PLANET ISW-804PT-M12 Industrial IP67 Rated 8-Port 10/100Mbps M12 Fast Ethernet PoE Switch	410.00
PT-WGS-804HP	PLANET WGS-804HP 8-Port 10/100/1000T Wall Mounted Gigabit Ethernet Switch with 4-Port PoE+	220.00



Typical PoE Midspan/Injector and Splitter Applications



Telecom / Modular - Premise Wiring Tutorial

What is Premise Wiring?

Premise Wiring is the cabling, connectors and accessories that are used to connect LAN (Local Area Network) and phone equipment inside a commercial building.

How is Premise Wiring used?

Premise Wiring is made up of vertical and horizontal cable runs from a central location throughout buildings to individual desktops.

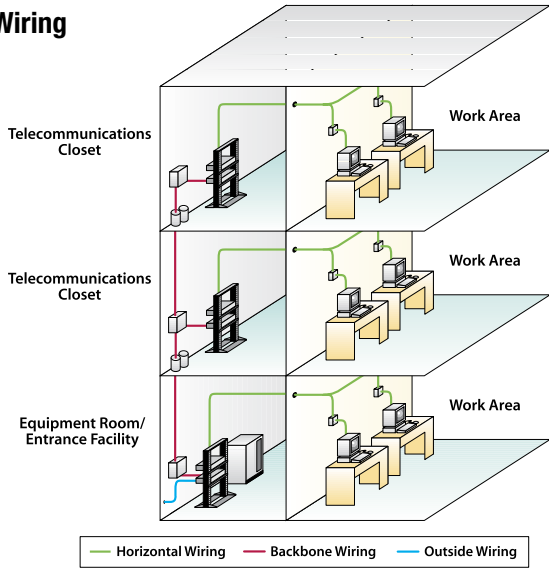
Where is Premise Wiring used?

Premise wiring can be found in just about all public and private buildings, including educational and government buildings as well as in many newer homes.

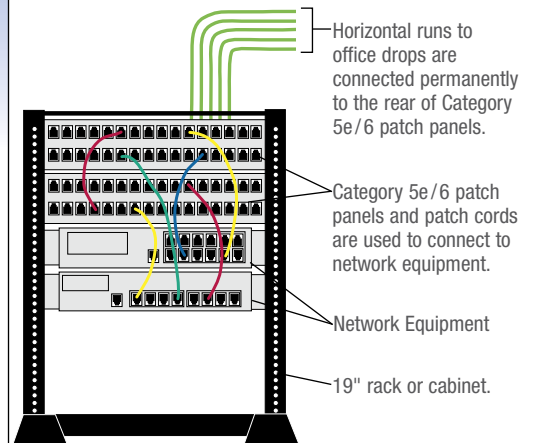
Typical LAN Premise Wiring

Wiring Notes:

1. Category 5e/6 unshielded twisted pair is the norm. Use 4 pair solid conductor inside the walls, 4 pair stranded for patch cords. Plenum rated cabling may be necessary depending upon fire codes in your area.
2. Maximum distance for a horizontal run is 90m (solid conductor) plus an additional 10m (stranded conductor) for patching.
3. Fiber is the common choice for backbone wiring. It is also recommended for horizontal runs over 100m.




Typical Telecommunications Closet



Approximately 70% of network downtime is due to faulty cables

Quality Components are the building blocks of a reliable network




Cable

Many low cost telecom/modular cables use copper clad aluminum or copper clad steel. Aluminum and steel have much higher resistance than copper, resulting in increased data loss and low transmission speeds. L-com uses only pure copper conductors on its cables. Additionally, cable jackets can be made with less fireproofing materials than claimed and in some cases the writing on the jacket might state 24 AWG but is actually made from 25 or 26 AWG wire.



Gold flash on competitors RJ45 contact has deteriorated, degrading connectivity.



L-com connectors with 50 microinches (1.27µm) of gold do not degrade.

Connectors

Some competitor's connectors use only a gold flash where L-com ensures 50 microinches (1.27µm) or better of gold flash on our connectors.

Gold flash on connectors quickly rubs off, especially for patch cables. This can result in a measurably slower network and even dropped connectivity.

To view the entire article concerning counterfeit and low quality telecom/modular cables visit our website: L-com.com/CableTest

Ethernet Cable Applications

Download this helpful chart at L-com.com/EthernetCableGuide

CONSTRUCTION



UTP
Used in controlled environments with very little to no EMI/RFI. Used in home, small office and Enterprise business networks.



Shielded
For environments where EMI/RFI is present, such as near motors, generators and other "noise" generating machines.



Double Shielded
Used in extremely high EMI/RFI environments such as factories and processing plants where "noise" generating equipment including generators, power transmission lines, and electric motors are present.



High Flex
Used in continuous motion applications such as a robot arm control cable in a manufacturing environment.

MATERIAL



PVC
Very common jacket and over mold compound used in basic small office/home office (SOHO), small to medium business (SMB) and Enterprise network applications. PVC burns rapidly and releases hazardous gases when burned. Applications consist of general open space connectivity (not used in walls or ceilings).



LSZH
Low Smoke Zero Halogen cables produce very little smoke when burned and release no halogen compounds including Fluorine, Chlorine, and Bromine. This type of cabling is typically used in confined spaces where human lives and expensive communications equipment reside. LSZH is used on ships, submarines, aircraft, terrestrial vehicles etc.




Plenum
Plenum cabling is used in buildings in the plenum air space usually above ceiling tiles or in the plenum airspace under the flooring in a server room or data closet. Plenum cables will self extinguish and not re-ignite.



PUR/TPE
PUR (polyurethane) and TPE (thermoplastic elastomer) cabling are typically used in harsh or Industrial Ethernet networking applications where the presence of petroleum based contaminants, UV rays, and physical impacts occur. Applications include oil refineries, factory floor, manufacturing, processing industries (food and chemical) etc.

Telecom / Modular Connectors

MALE PLUGS



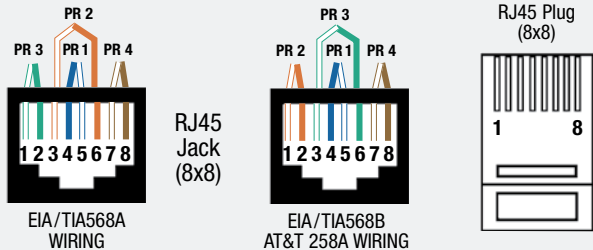
Modular (6x2) Modular (8x2) Modular (8x4) Modular (8x6) Modular 10 Pos. (10x10) Modular RJ11 (6x4) Modular RJ12 (6x6) Modular RJ45 (8x8) Modular RJ45 (8x8 Keyed) Modular MMJ (6x6)

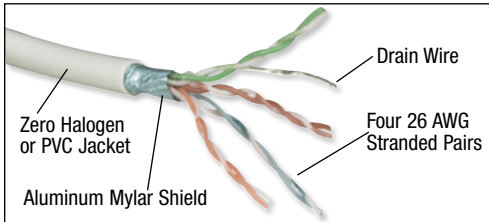
FEMALE JACKS



Common Wiring Standards for Data Communications

There are two common wiring standards for LAN wiring. When buying components such as jacks or patch panels, be sure to specify if you need EIA568A or EIA568B.





Premium Category 6 RJ45 to RJ45 Shielded Patch Cords

Category 6 has become the de facto standard when installing new network cabling. With high bandwidth applications on the rise and Ethernet network deployments venturing into new areas such as factory environments, the need for shielded Category 6 cable assemblies has also increased. L-com has stepped up to this new demand and created a line of high performance Category 6 patch cords that feature a 100% foil shield and the option of either a PVC or Zero Halogen jacket.

Category 6 Patch Cords Category 6 Stranded 4 Pair Cable

EIA568

Twisted Pair Pinning: 1 & 2, 3 & 6, 4 & 5, 7 & 8

Ordering is easy, add the desired color code to the part number. Ex: TRD695DSZ-BLK-1.
 *Note: No suffix necessary for gray TRD695SZ assemblies.


Item #	Description	Length	1-9	10-24	25-99	100+
Category 6 Double Shielded LSZH 26 AWG Stranded Patch Cords						
TRD695DSZ-__-1	Double Shielded Cat6 LSZH Patch Cord, RJ45/RJ45	1.0ft (0.3m)	13.36	12.82	12.29	CALL
TRD695DSZ-__-2	Double Shielded Cat6 LSZH Patch Cord, RJ45/RJ45	2.0ft (0.6m)	14.50	13.92	13.34	CALL
TRD695DSZ-__-3	Double Shielded Cat6 LSZH Patch Cord, RJ45/RJ45	3.0ft (0.9m)	15.64	15.01	14.39	CALL
TRD695DSZ-__-5	Double Shielded Cat6 LSZH Patch Cord, RJ45/RJ45	5.0ft (1.5m)	17.92	17.20	16.48	CALL
TRD695DSZ-__-7	Double Shielded Cat6 LSZH Patch Cord, RJ45/RJ45	7.0ft (2.1m)	20.20	19.39	18.58	CALL
TRD695DSZ-__-10	Double Shielded Cat6 LSZH Patch Cord, RJ45/RJ45	10.0ft (3.0m)	23.61	22.67	21.73	CALL
TRD695DSZ-__-15	Double Shielded Cat6 LSZH Patch Cord, RJ45/RJ45	15.0ft (4.6m)	29.31	28.14	26.97	CALL
TRD695DSZ-__-25	Double Shielded Cat6 LSZH Patch Cord, RJ45/RJ45	25.0ft (7.6m)	40.71	39.08	37.46	CALL
TRD695DSZ-__-50	Double Shielded Cat6 LSZH Patch Cord, RJ45/RJ45	50.0ft (15.2m)	69.21	66.44	63.67	CALL
TRD695DSZ-__-75	Double Shielded Cat6 LSZH Patch Cord, RJ45/RJ45	75.0ft (22.9m)	97.70	93.80	89.89	CALL
TRD695DSZ-__-100	Double Shielded Cat6 LSZH Patch Cord, RJ45/RJ45	100.0ft (30.4m)	126.20	121.15	116.10	CALL

Category 6 Shielded Patch Cords with LSZH Jacket

This series features a LSZH jacket and a 100% foil shield. The four pair 26 AWG stranded Cat6 cable is terminated with L-com's unique shielded Cat6 plugs, with a fully crimped shield termination that doubles as a strain relief.

TRD695SZ-__-1	Shielded Cat6 LSZH Patch Cord, RJ45/RJ45	1.0ft (0.3m)	9.21	8.94	8.66	CALL
TRD695SZ-__-2	Shielded Cat6 LSZH Patch Cord, RJ45/RJ45	2.0ft (0.6m)	10.56	10.24	9.93	CALL
TRD695SZ-__-3	Shielded Cat6 LSZH Patch Cord, RJ45/RJ45	3.0ft (0.9m)	12.01	11.65	11.29	CALL
TRD695SZ-__-5	Shielded Cat6 LSZH Patch Cord, RJ45/RJ45	5.0ft (1.5m)	14.81	14.36	13.92	CALL
TRD695SZ-__-7	Shielded Cat6 LSZH Patch Cord, RJ45/RJ45	7.0ft (2.1m)	17.61	17.08	16.55	CALL
TRD695SZ-__-10	Shielded Cat6 LSZH Patch Cord, RJ45/RJ45	10.0ft (3.0m)	21.75	21.10	20.44	CALL
TRD695SZ-__-15	Shielded Cat6 LSZH Patch Cord, RJ45/RJ45	15.0ft (4.6m)	28.80	27.93	27.07	CALL
TRD695SZ-__-25	Shielded Cat6 LSZH Patch Cord, RJ45/RJ45	25.0ft (7.6m)	42.78	41.50	40.22	CALL
TRD695SZ-__-50	Shielded Cat6 LSZH Patch Cord, RJ45/RJ45	50.0ft (15.2m)	77.70	75.37	73.04	CALL
TRD695SZ-__-75	Shielded Cat6 LSZH Patch Cord, RJ45/RJ45	75.0ft (22.9m)	112.73	109.35	105.96	CALL
TRD695SZ-__-100	Shielded Cat6 LSZH Patch Cord, RJ45/RJ45	100.0ft (30.4m)	147.65	143.22	138.79	CALL

Category 6 Shielded Patch Cords with PVC Jacket



BLK BL GR R Y *---


Ordering is easy, add the desired color code to the part number. Ex: TRD695SCR-BLK-3 *Note: No suffix necessary for gray assemblies.

Item #	Description	Length	1-9	10-24	25-99	100+
TRD695SCR-__-1	Shielded Category 6 Patch Cord, RJ45/RJ45	1.0ft (0.3m)	8.28	8.03	7.78	CALL
TRD695SCR-__-2	Shielded Category 6 Patch Cord, RJ45/RJ45	2.0ft (0.6m)	9.11	8.83	8.56	CALL
TRD695SCR-__-3	Shielded Category 6 Patch Cord, RJ45/RJ45	3.0ft (0.9m)	9.83	9.54	9.24	CALL
TRD695SCR-__-5	Shielded Category 6 Patch Cord, RJ45/RJ45	5.0ft (1.5m)	11.39	11.05	10.70	CALL
TRD695SCR-__-7	Shielded Category 6 Patch Cord, RJ45/RJ45	7.0ft (2.1m)	12.94	12.55	12.17	CALL
TRD695SCR-__-10	Shielded Category 6 Patch Cord, RJ45/RJ45	10.0ft (3.0m)	15.33	14.87	14.41	CALL
TRD695SCR-__-15	Shielded Category 6 Patch Cord, RJ45/RJ45	15.0ft (4.6m)	19.16	18.58	18.01	CALL
TRD695SCR-__-25	Shielded Category 6 Patch Cord, RJ45/RJ45	25.0ft (7.6m)	26.93	26.12	25.31	CALL
TRD695SCR-__-50	Shielded Category 6 Patch Cord, RJ45/RJ45	50.0ft (15.2m)	46.41	45.02	43.63	CALL
TRD695SCR-__-75	Shielded Category 6 Patch Cord, RJ45/RJ45	75.0ft (22.9m)	65.79	63.81	61.84	CALL
TRD695SCR-__-100	Shielded Category 6 Patch Cord, RJ45/RJ45	100.0ft (30.4m)	85.27	82.71	80.15	CALL

Premium Category 6 RJ45 Hi-Speed Network Patch Cords with PVC Jacket

Competitive pricing and high quality is what makes L-com's Category 6 patch cords the right choice. Made with high performance 4-pair Category 6 cable and snagless plugs, these cables are ready to be installed in your network.

Affordability and peace of mind are assured when choosing L-com's patch cords. Large volume OEM requests are welcomed with this series. Contact us today for all your patch cord needs.



BL BLK GR R Y GRY WHT

Category 6 Category 6 4 Pair Stranded Cable

EIA568

Twisted Pair Pinning: 1 & 2, 3 & 6, 4 & 5, 7 & 8.

Ordering is easy, add the desired color code to the part number. Ex: TRD695BL-1


TRD695-__-1	Category 6 Patch Cord, RJ45/RJ45	1.0ft (0.3m)	6.52	6.39	6.13	CALL
TRD695-__-3	Category 6 Patch Cord, RJ45/RJ45	3.0ft (0.9m)	7.66	7.50	7.20	CALL
TRD695-__-5	Category 6 Patch Cord, RJ45/RJ45	5.0ft (1.5m)	8.80	8.62	8.27	CALL
TRD695-__-7	Category 6 Patch Cord, RJ45/RJ45	7.0ft (2.1m)	9.94	9.74	9.34	CALL
TRD695-__-10	Category 6 Patch Cord, RJ45/RJ45	10.0ft (3.0m)	12.11	11.87	11.39	CALL
TRD695-__-14	Category 6 Patch Cord, RJ45/RJ45	14.0ft (4.3m)	14.39	14.10	13.53	CALL
TRD695-__-25	Category 6 Patch Cord, RJ45/RJ45	25.0ft (7.6m)	19.99	19.59	18.79	CALL
TRD695-__-50	Category 6 Patch Cord, RJ45/RJ45	50.0ft (15.2m)	33.36	32.69	31.35	CALL
TRD695-__-75	Category 6 Patch Cord, RJ45/RJ45	75.0ft (22.9m)	46.83	45.89	44.02	CALL
TRD695-__-100	Category 6 Patch Cord, RJ45/RJ45	100.0ft (30.4m)	60.30	59.09	56.68	CALL

Item #	Description	Color	1-9	10-24	25-99	100+
--------	-------------	-------	-----	-------	-------	------

Category 6 28 AWG Slim-line Patch Cables

L-com's new slim-line Ethernet patch cables are the ideal solution for high density patching applications. The patent pending spline-free design provides a 38% smaller cross sectional area, a perfect solution for applications that require a smaller and more flexible cable. With a performance rating of Category 6, these cables support data rates up to 1Gbps for demanding high-speed voice, video and data applications. L-com's low profile short boot design saves additional space on your patch panel allowing for a clean organized look to patch bays.

TRD628BL-1	Category 6 Low Profile Ethernet Patch Cable, 1.0ft (0.3m)	Blue	7.14	6.85	6.57	CALL
TRD628BL-3	Category 6 Low Profile Ethernet Patch Cable, 3.0ft (0.9m)	Blue	7.97	7.65	7.33	CALL
TRD628BL-5	Category 6 Low Profile Ethernet Patch Cable, 5.0ft (1.5m)	Blue	8.80	8.45	8.09	CALL
TRD628BL-7	Category 6 Low Profile Ethernet Patch Cable, 7.0ft (2.1m)	Blue	9.63	9.24	8.86	CALL
TRD628BL-10	Category 6 Low Profile Ethernet Patch Cable, 10.0ft (3.0m)	Blue	10.87	10.43	10.00	CALL
TRD628BL-14	Category 6 Low Profile Ethernet Patch Cable, 14.0ft (4.3m)	Blue	12.53	12.03	11.53	CALL



Category 6a 28 AWG Shielded Slim-line Patch Cables

L-com's new slim-line Ethernet patch cables are the ideal solution for high density patching applications. The patent pending spline-free design provides a reduced diameter profile which offers a perfect solution for applications that require a smaller and more flexible cable. With a performance rating of Category 6A, these cables support data rates up to 10Gbps for demanding high-speed voice, video and data applications. L-com's low profile short boot design saves additional space on your patch panel allowing for a clean organized look to patch bays. Available in cable lengths from 1 Foot to 14 Feet.

TRD628ABL-1	Shielded Cat6a Low Profile Patch Cord, RJ45/RJ45, 1.0ft (0.3m)	Blue	10.77	10.34	9.90	CALL
TRD628ABL-3	Shielded Cat6a Low Profile Patch Cord, RJ45/RJ45, 3.0ft (0.9m)	Blue	12.01	11.53	11.05	CALL
TRD628ABL-5	Shielded Cat6a Low Profile Patch Cord, RJ45/RJ45, 5.0ft (1.5m)	Blue	13.25	12.72	12.19	CALL
TRD628ABL-7	Shielded Cat6a Low Profile Patch Cord, RJ45/RJ45, 7.0ft (2.1m)	Blue	14.50	13.92	13.34	CALL
TRD628ABL-10	Shielded Cat6a Low Profile Patch Cord, RJ45/RJ45, 10.0ft (3.0m)	Blue	16.36	15.71	15.05	CALL
TRD628ABL-14	Shielded Cat6a Low Profile Patch Cord, RJ45/RJ45, 14.0ft (4.3m)	Blue	18.85	18.09	17.34	CALL



Premium Category 6a RJ45 10-Gig Shielded Patch Cords

L-com's TRD695A Category 6a cable assemblies offer true 10 Gigabit Ethernet speeds at frequencies up to 500 MHz. These robust Category 6a cables are perfect for high speed computing applications often found in data centers. Category 6a cable color options include blue, black, red, and gray.

Item #	Description	Length	1-9	10-24	25-99	100+
--------	-------------	--------	-----	-------	-------	------


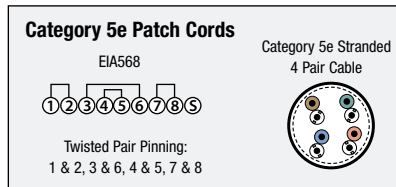
Ordering is easy, add the desired color code to the part number Ex: TRD695ABLK-1

TRD695A__-1	Shielded Category 6a Patch Cord, RJ45/RJ45	1.0ft (0.3m)	11.92	11.44	10.96	CALL
TRD695A__-2	Shielded Category 6a Patch Cord, RJ45/RJ45	2.0ft (0.6m)	13.00	12.48	11.96	CALL
TRD695A__-3	Shielded Category 6a Patch Cord, RJ45/RJ45	3.0ft (0.9m)	13.57	13.03	12.49	CALL
TRD695A__-5	Shielded Category 6a Patch Cord, RJ45/RJ45	5.0ft (1.5m)	15.18	14.57	13.97	CALL
TRD695A__-7	Shielded Category 6a Patch Cord, RJ45/RJ45	7.0ft (2.1m)	17.36	16.66	15.97	CALL
TRD695A__-10	Shielded Category 6a Patch Cord, RJ45/RJ45	10.0ft (3.0m)	19.53	18.75	17.97	CALL
TRD695A__-15	Shielded Category 6a Patch Cord, RJ45/RJ45	15.0ft (4.6m)	23.88	22.93	21.97	CALL
TRD695A__-25	Shielded Category 6a Patch Cord, RJ45/RJ45	25.0ft (7.6m)	32.59	31.28	29.98	CALL
TRD695A__-50	Shielded Category 6a Patch Cord, RJ45/RJ45	50.0ft (15.2m)	54.35	52.17	50.00	CALL



Category 5e Shielded Patch Cords - 4 Pair For EIA568 Wiring

For protection against EMI/RFI interference, L-com's economical shielded patch cables are ideal. With a 100% foil shield covering and 4-Pair 26 AWG stranded conductors, your data is protected from interference. This series is designed to perform to EIA568 standards.



Item #	Description	Color	1-9	10-24	25-99	100+
--------	-------------	-------	-----	-------	-------	------


Category 5e Double Shielded LSZH 26 AWG Stranded Patch Cords

This series features 26 AWG stranded conductors that are flexible and easy to install even in tight spaces. L-com stocks lengths up to 300ft (91.4m) and can ship most orders the same day.

Ordering is easy, add the desired color code to the part number. Ex: TRD855DSZBLK-1.
*Note: No suffix necessary for gray assemblies.

TRD855DSZ__-1	Double Shielded Cat5e LSZH Patch Cord, RJ45/RJ45, 1.0ft (0.3m)		11.91	11.43	10.95	CALL
TRD855DSZ__-2	Double Shielded Cat5e LSZH Patch Cord, RJ45/RJ45, 2.0ft (0.6m)		13.67	13.12	12.57	CALL
TRD855DSZ__-3	Double Shielded Cat5e LSZH Patch Cord, RJ45/RJ45, 3.0ft (0.9m)		15.43	14.81	14.19	CALL
TRD855DSZ__-5	Double Shielded Cat5e LSZH Patch Cord, RJ45/RJ45, 5.0ft (1.5m)		18.95	18.19	17.44	CALL
TRD855DSZ__-7	Double Shielded Cat5e LSZH Patch Cord, RJ45/RJ45, 7.0ft (2.1m)		22.48	21.58	20.68	CALL
TRD855DSZ__-10	Double Shielded Cat5e LSZH Patch Cord, RJ45/RJ45, 10.0ft (3.0m)		27.76	26.65	25.54	CALL
TRD855DSZ__-15	Double Shielded Cat5e LSZH Patch Cord, RJ45/RJ45, 15.0ft (4.6m)		36.57	35.10	33.64	CALL
TRD855DSZ__-25	Double Shielded Cat5e LSZH Patch Cord, RJ45/RJ45, 25.0ft (7.6m)		54.18	52.02	49.85	CALL
TRD855DSZ__-50	Double Shielded Cat5e LSZH Patch Cord, RJ45/RJ45, 50.0ft (15.2m)		98.22	94.29	90.36	CALL


Best Seller

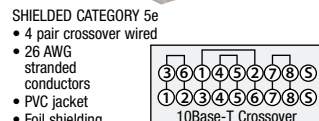
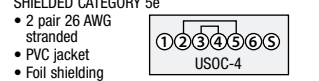
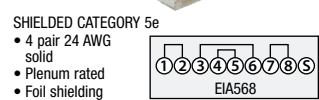
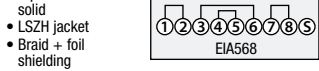


Category 5e Shielded LSZH 26 AWG Stranded Patch Cords

This series features 26 AWG stranded conductors and a 100% foil shield. The LSZH jacket is perfect for environments where PVC's combusive toxicity is restricted. **Note:** TRD855SZ line is only available in black.

TRD855SZ-1	Shielded Cat5e LSZH Patch Cord, RJ45/RJ45, 1.0ft (0.3m)	Black only	11.28	10.83	10.38	CALL
TRD855SZ-2	Shielded Cat5e LSZH Patch Cord, RJ45/RJ45, 2.0ft (0.6m)	Black only	13.25	12.72	12.19	CALL
TRD855SZ-3	Shielded Cat5e LSZH Patch Cord, RJ45/RJ45, 3.0ft (0.9m)	Black only	15.22	14.61	14.00	CALL
TRD855SZ-5	Shielded Cat5e LSZH Patch Cord, RJ45/RJ45, 5.0ft (1.5m)	Black only	19.16	18.39	17.63	CALL
TRD855SZ-7	Shielded Cat5e LSZH Patch Cord, RJ45/RJ45, 7.0ft (2.1m)	Black only	23.10	22.17	21.25	CALL
TRD855SZ-10	Shielded Cat5e LSZH Patch Cord, RJ45/RJ45, 10.0ft (3.0m)	Black only	29.00	27.84	26.68	CALL
TRD855SZ-15	Shielded Cat5e LSZH Patch Cord, RJ45/RJ45, 15.0ft (4.6m)	Black only	38.85	37.29	35.74	CALL
TRD855SZ-25	Shielded Cat5e LSZH Patch Cord, RJ45/RJ45, 25.0ft (7.6m)	Black only	58.53	56.19	53.85	CALL
TRD855SZ-50	Shielded Cat5e LSZH Patch Cord, RJ45/RJ45, 50.0ft (15.2m)	Black only	107.75	103.44	99.13	CALL





Item #	Description	Length	Color	1-9	10-24	25-99	100+
--------	-------------	--------	-------	-----	-------	-------	------

Category 5e Double Shielded LSZH 24 AWG Solid Patch Cords

The TRD855SIG series features 24 AWG solid conductors allowing easy termination to IDC connectors. L-com stocks lengths up to 300ft (91.4m) and can ship most orders the same day.

Ordering is easy, add the desired color code to the part number. Ex: TRD855SIGBLK-1.
 *Note: No suffix necessary for gray assemblies.

TRD855SIG __-1	Double Shielded Cat5e LSZH Patch Cord, RJ45/RJ45	1.0ft (0.3m)		11.80	11.33	10.86	CALL
TRD855SIG __-2	Double Shielded Cat5e LSZH Patch Cord, RJ45/RJ45	2.0ft (0.6m)		13.46	12.92	12.38	CALL
TRD855SIG __-3	Double Shielded Cat5e LSZH Patch Cord, RJ45/RJ45	3.0ft (0.9m)		15.12	14.51	13.91	CALL
TRD855SIG __-5	Double Shielded Cat5e LSZH Patch Cord, RJ45/RJ45	5.0ft (1.5m)		18.43	17.70	16.96	CALL
TRD855SIG __-7	Double Shielded Cat5e LSZH Patch Cord, RJ45/RJ45	7.0ft (2.1m)		21.75	20.88	20.01	CALL
TRD855SIG __-10	Double Shielded Cat5e LSZH Patch Cord, RJ45/RJ45	10.0ft (3.0m)		26.72	25.65	24.59	CALL
TRD855SIG __-15	Double Shielded Cat5e LSZH Patch Cord, RJ45/RJ45	15.0ft (4.6m)		35.01	33.61	32.21	CALL
TRD855SIG __-25	Double Shielded Cat5e LSZH Patch Cord, RJ45/RJ45	25.0ft (7.6m)		51.59	49.53	47.47	CALL
TRD855SIG __-50	Double Shielded Cat5e LSZH Patch Cord, RJ45/RJ45	50.0ft (15.2m)		93.04	89.32	85.60	CALL
TRD855SIG __-75	Double Shielded Cat5e LSZH Patch Cord, RJ45/RJ45	75.0ft (22.9m)		134.49	129.11	123.73	CALL
TRD855SIG __-100	Double Shielded Cat5e LSZH Patch Cord, RJ45/RJ45	100.0ft (30.4m)		175.94	168.90	161.86	CALL

Category 5e Shielded 26 AWG Stranded Patch Cords

For protection against EMI/RFI interference L-com's economical shielded patch cables are ideal. With a 100% foil shield covering 4-Pair 26 AWG stranded conductors, your data is protected from interference. This series is designed to perform to EIA568 standards.

Ordering is easy, add the desired color code to the part number. Ex: TRD855SCRBLK-3.
 *Note: No suffix necessary for gray assemblies.

TRD855SCR __-1	Shielded Cat5e EIA568 Patch Cord, RJ45/RJ45	1.0ft (0.3m)		7.14	6.85	6.57	CALL
TRD855SCR __-2	Shielded Cat5e EIA568 Patch Cord, RJ45/RJ45	2.0ft (0.6m)		7.76	7.45	7.14	CALL
TRD855SCR __-3	Shielded Cat5e EIA568 Patch Cord, RJ45/RJ45	3.0ft (0.9m)		8.38	8.05	7.71	CALL
TRD855SCR __-5	Shielded Cat5e EIA568 Patch Cord, RJ45/RJ45	5.0ft (1.5m)		9.63	9.24	8.86	CALL
TRD855SCR __-7	Shielded Cat5e EIA568 Patch Cord, RJ45/RJ45	7.0ft (2.1m)		10.87	10.43	10.00	CALL
TRD855SCR __-10	Shielded Cat5e EIA568 Patch Cord, RJ45/RJ45	10.0ft (3.0m)		12.73	12.23	11.72	CALL
TRD855SCR __-15	Shielded Cat5e EIA568 Patch Cord, RJ45/RJ45	15.0ft (4.6m)		15.84	15.21	14.58	CALL
TRD855SCR __-25	Shielded Cat5e EIA568 Patch Cord, RJ45/RJ45	25.0ft (7.6m)		22.06	21.18	20.30	CALL
TRD855SCR __-50	Shielded Cat5e EIA568 Patch Cord, RJ45/RJ45	50.0ft (15.2m)		37.60	36.10	34.60	CALL

Category 5e Shielded RJ45 to RJ45 Plenum Patch Cords - 4 Pair Solid for EIA568 Wiring

TRD815SPL-1	Shielded Cat5e Plenum Patch Cord, RJ45/RJ45	1.0ft (0.3m)	Blue	29.11	28.52	27.36	CALL
TRD815SPL-3	Shielded Cat5e Plenum Patch Cord, RJ45/RJ45	3.0ft (0.9m)	Blue	32.53	31.88	30.57	CALL
TRD815SPL-5	Shielded Cat5e Plenum Patch Cord, RJ45/RJ45	5.0ft (1.5m)	Blue	36.05	35.33	33.89	CALL
TRD815SPL-7	Shielded Cat5e Plenum Patch Cord, RJ45/RJ45	7.0ft (2.1m)	Blue	39.57	38.78	37.20	CALL
TRD815SPL-10	Shielded Cat5e Plenum Patch Cord, RJ45/RJ45	10.0ft (3.0m)	Blue	44.75	43.86	42.07	CALL
TRD815SPL-15	Shielded Cat5e Plenum Patch Cord, RJ45/RJ45	15.0ft (4.6m)	Blue	53.46	52.39	50.25	CALL
TRD815SPL-25	Shielded Cat5e Plenum Patch Cord, RJ45/RJ45	25.0ft (7.6m)	Blue	70.87	69.45	66.61	CALL
TRD815SPL-50	Shielded Cat5e Plenum Patch Cord, RJ45/RJ45	50.0ft (15.2m)	Blue	114.39	112.10	107.52	CALL
TRD815SPL-100	Shielded Cat5e Plenum Patch Cord, RJ45/RJ45	100.0ft (30.4m)	Blue	201.43	197.40	189.34	CALL

Category 5e Shielded Ethernet Cable - RJ11 2 Pair Voice and Data Patch Cable

These screened (shielded) patch cords are great for use in electrically noisy environments where EMI is an issue.


Category 5e Shielded RJ11 to RJ11 Patch Cords - 2 Pair USOC Wiring

TRDU45SCR-1	Shielded Cat5e USOC-4 Patch Cord, RJ11/RJ11	1.0ft (0.3m)	Beige	4.86	4.57	4.28	CALL
TRDU45SCR-3	Shielded Cat5e USOC-4 Patch Cord, RJ11/RJ11	3.0ft (0.9m)	Beige	5.90	5.54	5.19	CALL
TRDU45SCR-5	Shielded Cat5e USOC-4 Patch Cord, RJ11/RJ11	5.0ft (1.5m)	Beige	6.83	6.42	6.01	CALL
TRDU45SCR-7	Shielded Cat5e USOC-4 Patch Cord, RJ11/RJ11	7.0ft (2.1m)	Beige	7.86	7.39	6.92	CALL
TRDU45SCR-10	Shielded Cat5e USOC-4 Patch Cord, RJ11/RJ11	10.0ft (3.0m)	Beige	9.32	8.76	8.20	CALL
TRDU45SCR-15	Shielded Cat5e USOC-4 Patch Cord, RJ11/RJ11	15.0ft (4.6m)	Beige	11.80	11.09	10.39	CALL
TRDU45SCR-25	Shielded Cat5e USOC-4 Patch Cord, RJ11/RJ11	25.0ft (7.6m)	Beige	16.78	15.77	14.76	CALL
TRDU45SCR-50	Shielded Cat5e USOC-4 Patch Cord, RJ11/RJ11	50.0ft (15.2m)	Beige	29.21	27.46	25.71	CALL
TRDU45SCR-100	Shielded Cat5e USOC-4 Patch Cord, RJ11/RJ11	100.0ft (30.4m)	Beige	54.08	50.83	47.59	CALL

Category 5e Shielded RJ45 to RJ45 Crossover Patch Cords

TRD855XCR-1	Shielded Cat5e Crossover Patch Cord, RJ45/RJ45	1.0ft (0.3m)	Lt. Gray	8.38	7.71	7.04	CALL
TRD855XCR-3	Shielded Cat5e Crossover Patch Cord, RJ45/RJ45	3.0ft (0.9m)	Lt. Gray	9.63	8.86	8.09	CALL
TRD855XCR-5	Shielded Cat5e Crossover Patch Cord, RJ45/RJ45	5.0ft (1.5m)	Lt. Gray	10.87	10.00	9.13	CALL
TRD855XCR-7	Shielded Cat5e Crossover Patch Cord, RJ45/RJ45	7.0ft (2.1m)	Lt. Gray	12.11	11.14	10.18	CALL
TRD855XCR-10	Shielded Cat5e Crossover Patch Cord, RJ45/RJ45	10.0ft (3.0m)	Lt. Gray	13.98	12.86	11.74	CALL
TRD855XCR-15	Shielded Cat5e Crossover Patch Cord, RJ45/RJ45	15.0ft (4.6m)	Lt. Gray	17.09	15.72	14.35	CALL
TRD855XCR-25	Shielded Cat5e Crossover Patch Cord, RJ45/RJ45	25.0ft (7.6m)	Lt. Gray	23.30	21.44	19.58	CALL
TRD855XCR-50	Shielded Cat5e Crossover Patch Cord, RJ45/RJ45	50.0ft (15.2m)	Lt. Gray	38.85	35.74	32.63	CALL
TRD855XCR-100	Shielded Cat5e Crossover Patch Cord, RJ45/RJ45	100.0ft (30.4m)	Lt. Gray	69.93	64.34	58.74	CALL

Types of Shielded Cabling


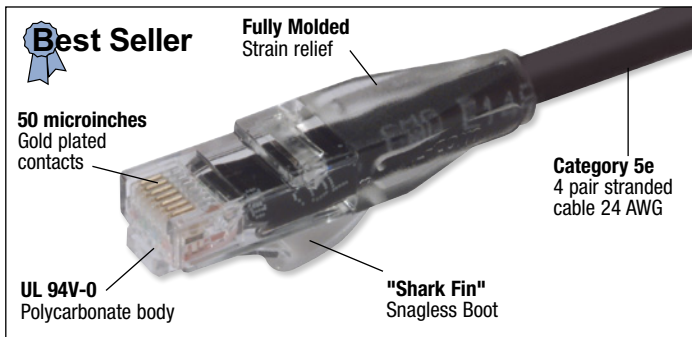
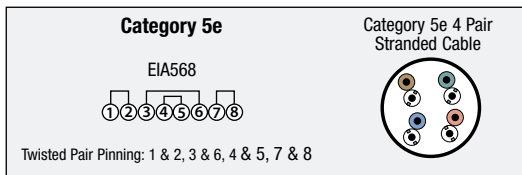


JACKET TYPES:
PVC - Non fire retardant, releases toxic gases when burned.
LSZH - Fire retardant, greatly reduced toxic emissions when burned.
Plenum - Fire retardant.

CONDUCTOR TYPES:
Solid - Less flexible, can be punched into IDC connectors (110, 66, Krone).
Stranded - Most flexible.

Premium Category 5e RJ45 Molded Ethernet Patch Cords

Designed for today's high-density patch panels, these unique Category 5e molded patch cords feature an easy to depress "shark fin" snagless molded boot that makes connecting cables easier. The clear boot also allows the color of each cable to be easily seen on each port for easy cable identification. Each cable is tested for Category 5e performance to ensure maximum network throughput.



BL BLK GR R Y GRY WHT OR V

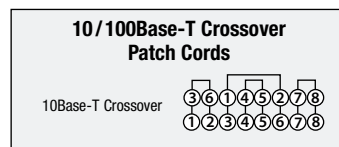
Ordering is easy, add the desired color code to the part number. Ex: TRD815BL-3

Item #	Description	Length	1-9	10-24	25-99	100+
TRD815 __-3	Category 5e Patch Cord, RJ45/RJ45	3.0ft (0.9m)	4.45	4.00	3.56	CALL
TRD815 __-5	Category 5e Patch Cord, RJ45/RJ45	5.0ft (1.5m)	5.48	4.93	4.39	CALL
TRD815 __-7	Category 5e Patch Cord, RJ45/RJ45	7.0ft (2.1m)	6.62	5.96	5.30	CALL
TRD815 __-10	Category 5e Patch Cord, RJ45/RJ45	10.0ft (3.0m)	7.66	6.89	6.13	CALL
TRD815 __-14	Category 5e Patch Cord, RJ45/RJ45	14.0ft (4.3m)	9.83	8.85	7.87	CALL
TRD815 __-25	Category 5e Patch Cord, RJ45/RJ45	25.0ft (7.6m)	15.33	13.79	12.26	CALL
TRD815 __-50	Category 5e Patch Cord, RJ45/RJ45	50.0ft (15.2m)	27.24	24.52	21.79	CALL
TRD815 __-75	Category 5e Patch Cord, RJ45/RJ45	75.0ft (22.9m)	39.26	35.34	31.41	CALL
TRD815 __-100	Category 5e Patch Cord, RJ45/RJ45	100.0ft (30.4m)	51.18	46.06	40.94	CALL

Premium Category 5e RJ45 Molded Crossover Ethernet Patch Cords

Also designed for today's high-density patch panels, these unique Category 5e molded patch cords feature an easy to depress "shark fin" snagless molded boot that makes connecting cables effortless. The clear boot also allows the color of each cable to be easily

seen up to each port for easy cable identification. Each cable is crossover wired (EIA568A/B) for usage as either uplink connections or for direct connecting of two computers. Contact us today for all your patch cord needs.



Ordering is easy, add the desired color code to the part number Ex: TRD815CRBL-3


TRD815CR __-1	Cat5e 10/100Base-T Crossover Patch Cord, RJ45/RJ45	1.0ft (0.3m)	3.41	3.14	2.86	CALL
TRD815CR __-2	Cat5e 10/100Base-T Crossover Patch Cord, RJ45/RJ45	2.0ft (0.6m)	4.03	3.71	3.39	CALL
TRD815CR __-3	Cat5e 10/100Base-T Crossover Patch Cord, RJ45/RJ45	3.0ft (0.9m)	4.55	4.19	3.82	CALL
TRD815CR __-5	Cat5e 10/100Base-T Crossover Patch Cord, RJ45/RJ45	5.0ft (1.5m)	5.69	5.23	4.78	CALL
TRD815CR __-7	Cat5e 10/100Base-T Crossover Patch Cord, RJ45/RJ45	7.0ft (2.1m)	6.83	6.28	5.74	CALL
TRD815CR __-10	Cat5e 10/100Base-T Crossover Patch Cord, RJ45/RJ45	10.0ft (3.0m)	7.86	7.24	6.61	CALL
TRD815CR __-15	Cat5e 10/100Base-T Crossover Patch Cord, RJ45/RJ45	15.0ft (4.6m)	10.14	9.33	8.52	CALL
TRD815CR __-25	Cat5e 10/100Base-T Crossover Patch Cord, RJ45/RJ45	25.0ft (7.6m)	14.60	13.43	12.26	CALL

Item #	Description	Length	Color	1-9	10-24	25-99	100+
--------	-------------	--------	-------	-----	-------	-------	------

Category 5e RJ45 to RJ45 Plenum Patch Cords - 4 Pair Solid for EIA568 Wiring

Designed for environments where PVC's combustive toxicity is restricted, L-com's Plenum Ethernet Cables provide the ideal alternative. The Category 5E rated plug and cable is designed for high-speed network systems. Ensure the protection of your investment by utilizing these L-com exclusive Plenum cables.

TRD855PL-1	Cat5e EIA568 Plenum Patch Cord, RJ45/RJ45	1.0ft (0.3m)	White	13.15	12.89	12.36	CALL
TRD855PL-2	Cat5e EIA568 Plenum Patch Cord, RJ45/RJ45	2.0ft (0.6m)	White	13.77	13.50	12.94	CALL
TRD855PL-3	Cat5e EIA568 Plenum Patch Cord, RJ45/RJ45	3.0ft (0.9m)	White	14.50	14.21	13.63	CALL
TRD855PL-5	Cat5e EIA568 Plenum Patch Cord, RJ45/RJ45	5.0ft (1.5m)	White	15.84	15.53	14.89	CALL
TRD855PL-7	Cat5e EIA568 Plenum Patch Cord, RJ45/RJ45	7.0ft (2.1m)	White	17.19	16.85	16.16	CALL
TRD855PL-10	Cat5e EIA568 Plenum Patch Cord, RJ45/RJ45	10.0ft (3.0m)	White	19.16	18.78	18.01	CALL
TRD855PL-15	Cat5e EIA568 Plenum Patch Cord, RJ45/RJ45	15.0ft (4.6m)	White	22.58	22.13	21.22	CALL
TRD855PL-25	Cat5e EIA568 Plenum Patch Cord, RJ45/RJ45	25.0ft (7.6m)	White	29.31	28.73	27.56	CALL
TRD855PL-50	Cat5e EIA568 Plenum Patch Cord, RJ45/RJ45	50.0ft (15.2m)	White	46.10	45.18	43.33	CALL
TRD855PL-75	Cat5e EIA568 Plenum Patch Cord, RJ45/RJ45	75.0ft (22.9m)	White	62.99	61.73	59.21	CALL
TRD855PL-100	Cat5e EIA568 Plenum Patch Cord, RJ45/RJ45	100.0ft (30.4m)	White	79.78	78.18	74.99	CALL
TRD855PL-150	Cat5e EIA568 Plenum Patch Cord, RJ45/RJ45	150.0ft (45.7m)	White	113.45	111.18	106.65	CALL
TRD855PL-200	Cat5e EIA568 Plenum Patch Cord, RJ45/RJ45	200.0ft (60.9m)	White	147.13	144.19	138.30	CALL
TRD855PL-250	Cat5e EIA568 Plenum Patch Cord, RJ45/RJ45	250.0ft (76.2m)	White	180.81	177.19	169.96	CALL
TRD855PL-300	Cat5e EIA568 Plenum Patch Cord, RJ45/RJ45	300.0ft (91.4m)	White	214.48	210.19	201.61	CALL



What is the difference between stranded and solid cable?

Online Video

L-com.com/Videos/A19

Premium Category 5e RJ45 Right Angle Ethernet Patch Cords


L-com's unique, patented design, right angle patch cables provide true Category 5e performance at an affordable price. These right angle Ethernet patch cables feature a specialized channel separator and load bar to achieve Category 5e performance while maintaining a right angle bend. L-com's right angle cables are superior to competitor's right angle assemblies.

We've tested it ourselves and the competitor's right angle cables do not pass Category 5e testing for NEXT or Return Loss since the twists of the individual pairs are not maintained through the strain relief and into the connector body. These industry first cables are perfect for use in tight fit applications and dense connectivity applications commonly found in data centers.

Choosing the correct orientation Right Angle for your specific need:

DIRECTION - Add Code

	Straight	Down	Up	Right	Left
Straight	N/A	RA1	RA2	RA7	RA6
Down	RA1	RA3	RA4	RA10	RA11
Up	RA2	RA4	RA5	RA12	RA13
Right	RA7	RA10	RA12	RA14	RA8
Left	RA6	RA11	RA13	RA8	RA9



Right Angle Direction


TRD815SRA10BLK-1

Series

Category
815 = Cat5e
695 = Cat6

JACKET/SHIELDING - Add Code

PVC: Industry standard jacket
LSZH: Free of harmful halogens if burned to protect people and valuable equipment.



Unshielded

Shielded

PVC Unshielded = no S
PVC Shielded = S

LSZH Unshielded = Z*
LSZH Shielded = SZ*

COLORS - Add Code



LENGTHS - Add Code

Available off the shelf lengths in feet:
1, 2, 3, 5, 7, 10, 15, 20, 25 & 30

*LSZH types are only available in BLK, RD or GRY

	5E Unshielded (add color & length)	5E Shielded (add color & length)	5E Unshielded LSZH (add color* & length)	5E Shielded LSZH (add color* & length)	6 Unshielded (add color & length)	6 Shielded (add color & length)	6 Unshielded LSZH (add color* & length)	6 Shielded LSZH (add color* & length)
1 = Down-Straight	Blank	Blank	TRD815ZRA1_..	TRD815SZRA1_..	TRD695RA1_..	TRD695SRA1_..	TRD695ZRA1_..	TRD695SZRA1_..
2 = Up-Straight	TRD815RA2_..	TRD815SRA2_..	TRD815ZRA2_..	TRD815SZRA2_..	TRD695RA2_..	TRD695SRA2_..	TRD695ZRA2_..	TRD695SZRA2_..
3 = Down-Down	TRD815RA3_..	TRD815SRA3_..	TRD815ZRA3_..	TRD815SZRA3_..	TRD695RA3_..	TRD695SRA3_..	TRD695ZRA3_..	TRD695SZRA3_..
4 = Down-Up	TRD815RA4_..	TRD815SRA4_..	TRD815ZRA4_..	TRD815SZRA4_..	TRD695RA4_..	TRD695SRA4_..	TRD695ZRA4_..	TRD695SZRA4_..
5 = Up-Up	TRD815RA5_..	TRD815SRA5_..	TRD815ZRA5_..	TRD815SZRA5_..	TRD695RA5_..	TRD695SRA5_..	TRD695ZRA5_..	TRD695SZRA5_..
6 = Left-Straight	TRD815RA6_..	TRD815SRA6_..	TRD815ZRA6_..	TRD815SZRA6_..	TRD695RA6_..	TRD695SRA6_..	TRD695ZRA6_..	TRD695SZRA6_..
7 = Right-Straight	TRD815RA7_..	TRD815SRA7_..	TRD815ZRA7_..	TRD815SZRA7_..	TRD695RA7_..	TRD695SRA7_..	TRD695ZRA7_..	TRD695SZRA7_..
8 = Left-Right	TRD815RA8_..	TRD815SRA8_..	TRD815ZRA8_..	TRD815SZRA8_..	TRD695RA8_..	TRD695SRA8_..	TRD695ZRA8_..	TRD695SZRA8_..
9 = Left-Left	TRD815RA9_..	TRD815SRA9_..	TRD815ZRA9_..	TRD815SZRA9_..	TRD695RA9_..	TRD695SRA9_..	TRD695ZRA9_..	TRD695SZRA9_..
10 = Down-Right	TRD815RA10_..	TRD815SRA10_..	TRD815ZRA10_..	TRD815SZRA10_..	TRD695RA10_..	TRD695SRA10_..	TRD695ZRA10_..	TRD695SZRA10_..
11 = Down-Left	TRD815RA11_..	TRD815SRA11_..	TRD815ZRA11_..	TRD815SZRA11_..	TRD695RA11_..	TRD695SRA11_..	TRD695ZRA11_..	TRD695SZRA11_..
12 = Up-Right	TRD815RA12_..	TRD815SRA12_..	TRD815ZRA12_..	TRD815SZRA12_..	TRD695RA12_..	TRD695SRA12_..	TRD695ZRA12_..	TRD695SZRA12_..
13 = Up-Left	TRD815RA13_..	TRD815SRA13_..	TRD815ZRA13_..	TRD815SZRA13_..	TRD695RA13_..	TRD695SRA13_..	TRD695ZRA13_..	TRD695SZRA13_..
14 = Right-Right	TRD815RA14_..	TRD815SRA14_..	TRD815ZRA14_..	TRD815SZRA14_..	TRD695RA14_..	TRD695SRA14_..	TRD695ZRA14_..	TRD695SZRA14_..

Exclusive Patented Design

Right Angle Cable Options To Consider


Online Video

L-com.com/Videos/A33

Family List Prices - All colors and boot directions same price within each family.								
Length	TRD695RA	TRD695SRA	TRD695ZRA	TRD695SZRA	TRD815RA	TRD815SRA	TRD815ZRA	TRD815SZRA
1 = 1.0ft (0.3m)	8.90	9.94	15.53	19.68	5.48	10.66	13.98	16.88
2 = 2.0ft (0.6m)	9.21	10.56	16.98	21.96	5.79	11.28	15.12	18.74
3 = 3.0ft (0.9m)	9.94	11.39	18.64	24.03	6.21	11.70	16.57	20.71
5 = 5.0ft (1.5m)	10.87	12.73	21.54	28.38	6.83	12.84	19.37	24.55
7 = 7.0ft (2.1m)	11.91	14.19	24.44	32.73	7.55	13.87	22.16	28.38
10 = 10.0ft (3.0m)	13.25	16.36	29.00	39.16	8.90	15.43	26.31	34.08
15 = 15.0ft (4.6m)	15.64	19.99	36.46	49.93	10.56	18.12	33.25	43.72
20 = 20.0ft (6.1m)	18.33	23.61	43.92	60.71	12.32	20.71	40.19	53.25
25 = 25.0ft (7.6m)	20.71	27.14	51.39	71.49	13.98	23.30	46.93	62.89
30 = 30.0ft (9.1m)	23.41	30.76	58.85	82.26	15.64	26.10	53.98	72.42

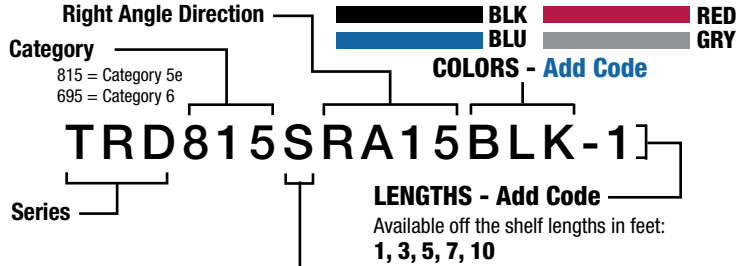
Premium Category 5e and 6 RJ45 90° Stackable Angle Ethernet Patch Cords

L-com's unique, patented, stackable right angle Ethernet cable assemblies provide true Category 5e and 6 performance at an affordable price. Our right angle Ethernet cable assemblies feature a specialized channel separator and load bar to achieve high performance while maintaining a right angle bend. Stackable Ethernet is designed to be used with L-com's standard 90 degree boot to "stak" the cables and achieve maximum panel density while allowing the cables to exit in the same direction. These cable assemblies are superior to competitor's right angle cable assemblies. L-com's industry first right angle Ethernet cables are perfect for use in tight fit applications and dense connectivity applications commonly found in data centers and enclosures. We offer Category 5e and 6 shielded and unshielded stackable right angle cable assemblies off the shelf.




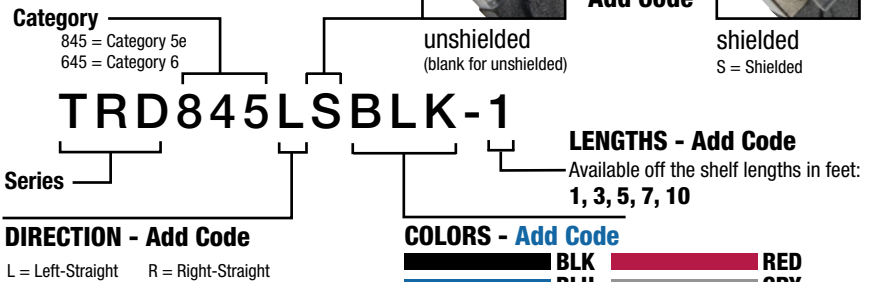
Family List Prices - All colors same price within each family.

Length	TRD815RA15	TRD815SRA15	TRD695RA15	TRD695SRA15
1 = 1.0ft (0.3m)	5.48	10.66	8.90	9.94
3 = 3.0ft (0.9m)	6.21	11.70	9.94	11.39
5 = 5.0ft (1.5m)	6.83	12.84	10.87	12.73
7 = 7.0ft (2.1m)	7.55	13.87	11.91	14.19
10 = 10.0ft (3.0m)	8.90	15.43	13.25	16.36



Premium Category 5e and 6 RJ45 45° Angle Ethernet Patch Cords

L-com's unique patented design, 45 degree angle patch cables provide true Cat5e and Cat6 performance at an affordable price. These angled Ethernet patch cables feature a specialized channel separator and load bar to achieve performance while maintaining a smooth bend. Add a professional look to your patch panels with neatly organized cable exits to the sides of a patch panel.



	5e Unshielded (add color & length)	5e Shielded (add color & length)	6 Unshielded (add color & length)	6 Shielded (add color & length)
L = Left-Straight	TRD845L _ _	TRD845LS _ _	TRD645L _ _	TRD645LS _ _
R = Right-Straight	TRD845R _ _	TRD845RS _ _	TRD645R _ _	TRD645RS _ _



Family List Prices - All colors and boot directions same price within each family.

Length	TRD845L	TRD845LS	TRD845R	TRD845RS	TRD645L	TRD645LS	TRD645R	TRD645RS
1 = 1.0ft (0.3m)	8.28	9.83	8.28	9.83	9.32	11.39	9.32	11.39
3 = 3.0ft (0.9m)	8.80	10.87	8.80	10.87	9.83	12.42	9.83	12.42
5 = 5.0ft (1.5m)	9.32	11.91	9.32	11.91	10.87	13.46	10.87	13.46
7 = 7.0ft (2.1m)	9.83	12.42	9.83	12.42	11.39	15.01	11.39	15.01
10 = 10.0ft (3.0m)	10.87	13.98	10.87	13.98	12.42	16.57	12.42	16.57

What makes L-com's Right Angle Category 5e cable design superior?

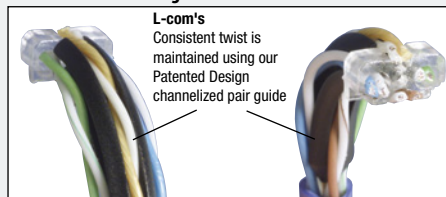
Our competitors' right angle cable designs are inferior as they do not maintain the proper pair twists as the cable enters the right angle. These cables have no mechanism for controlling the twisted pairs as they travel through the right angle strain relief. We tested these cables ourselves and they do not pass Cat5e testing for NEXT or Return Loss.

Competitors' Design



L-com's unique patented design utilizes a specialized channel separator and load bar to maintain the twists through the right angle. L-com's right angle cables are truly Cat5e rated.

L-com's Patented Design





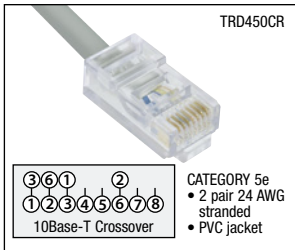


Right Angle Cable Options To Consider

Online Video

L-com.com/Videos/A33



Unshielded Patch Cords



Item #	Description	Color	1-9	10-24	25-99	100+
--------	-------------	-------	-----	-------	-------	------

Unshielded Twisted Pair Patch Cords - Category 5e, For Most Network Environments

L-com offers the high quality Category 5e patch cords for use in today's rapidly changing network environments. Category 5e calls for 100 MHz bandwidth @ 100 Mbps data rate which is currently more than adequate for standard Ethernet environments. Unshielded assemblies are manufactured with UL Listed 24 AWG stranded cable with PVC jacket. Plugs have 50 microinches (1.27µm) of gold; assemblies tested 100% prior to shipping.

Category 5e RJ11 to RJ11 Patch Cords - 2 Pair Stranded for 4 and 16 Mb Token Ring

TRDU45-2	Cat5e USOC-4 Patch Cord, RJ11/RJ11, 2.0ft (0.6m)	Beige	3.62	3.40	3.18	CALL
TRDU45-3	Cat5e USOC-4 Patch Cord, RJ11/RJ11, 3.0ft (0.9m)	Beige	3.93	3.69	3.46	CALL
TRDU45-5	Cat5e USOC-4 Patch Cord, RJ11/RJ11, 5.0ft (1.5m)	Beige	4.45	4.18	3.91	CALL
TRDU45-7	Cat5e USOC-4 Patch Cord, RJ11/RJ11, 7.0ft (2.1m)	Beige	4.96	4.67	4.37	CALL
TRDU45-10	Cat5e USOC-4 Patch Cord, RJ11/RJ11, 10.0ft (3.0m)	Beige	5.69	5.35	5.01	CALL
TRDU45-15	Cat5e USOC-4 Patch Cord, RJ11/RJ11, 15.0ft (4.6m)	Beige	7.04	6.61	6.19	CALL
TRDU45-25	Cat5e USOC-4 Patch Cord, RJ11/RJ11, 25.0ft (7.6m)	Beige	9.63	9.05	8.47	CALL
TRDU45-50	Cat5e USOC-4 Patch Cord, RJ11/RJ11, 50.0ft (15.2m)	Beige	16.05	15.09	14.12	CALL
TRDU45-100	Cat5e USOC-4 Patch Cord, RJ11/RJ11, 100.0ft (30.4m)	Beige	29.00	27.26	25.52	CALL

Twisted Pair Pinning: 2 & 5, 3 & 4.

Category 5e RJ45 to RJ45 Patch Cords - 2 Pair Stranded 24 AWG for Ethernet

TRD450-2	Cat5e 10Base-T Patch Cord, RJ45/RJ45, 2.0ft (0.6m)	Beige	5.48	5.15	4.82	CALL
TRD450-3	Cat5e 10Base-T Patch Cord, RJ45/RJ45, 3.0ft (0.9m)	Beige	5.79	5.44	5.10	CALL
TRD450-5	Cat5e 10Base-T Patch Cord, RJ45/RJ45, 5.0ft (1.5m)	Beige	6.31	5.93	5.55	CALL
TRD450-7	Cat5e 10Base-T Patch Cord, RJ45/RJ45, 7.0ft (2.1m)	Beige	6.83	6.42	6.01	CALL
TRD450-10	Cat5e 10Base-T Patch Cord, RJ45/RJ45, 10.0ft (3.0m)	Beige	7.55	7.10	6.65	CALL
TRD450-15	Cat5e 10Base-T Patch Cord, RJ45/RJ45, 15.0ft (4.6m)	Beige	8.90	8.37	7.83	CALL
TRD450-25	Cat5e 10Base-T Patch Cord, RJ45/RJ45, 25.0ft (7.6m)	Beige	11.49	10.80	10.11	CALL
TRD450-50	Cat5e 10Base-T Patch Cord, RJ45/RJ45, 50.0ft (15.2m)	Beige	18.64	17.52	16.40	CALL
TRD450-100	Cat5e 10Base-T Patch Cord, RJ45/RJ45, 100.0ft (30.4m)	Beige	32.53	30.57	28.62	CALL

Twisted Pair Pinning: 1 & 2, 3 & 6.


Category 5e RJ45 to RJ45 Crossover Patch Cords - 2 Pair Stranded for Ethernet Hub Stacking

TRD450CR-2	Cat5e 10Base-T Crossover Patch Cord, RJ45/RJ45, 2.0ft (0.6m)	Beige	5.48	5.15	4.82	CALL
TRD450CR-3	Cat5e 10Base-T Crossover Patch Cord, RJ45/RJ45, 3.0ft (0.9m)	Beige	5.79	5.44	5.10	CALL
TRD450CR-5	Cat5e 10Base-T Crossover Patch Cord, RJ45/RJ45, 5.0ft (1.5m)	Beige	6.31	5.93	5.55	CALL
TRD450CR-7	Cat5e 10Base-T Crossover Patch Cord, RJ45/RJ45, 7.0ft (2.1m)	Beige	6.83	6.42	6.01	CALL
TRD450CR-10	Cat5e 10Base-T Crossover Patch Cord, RJ45/RJ45, 10.0ft (3.0m)	Beige	7.55	7.10	6.65	CALL
TRD450CR-15	Cat5e 10Base-T Crossover Patch Cord, RJ45/RJ45, 15.0ft (4.6m)	Beige	8.90	8.37	7.83	CALL
TRD450CR-25	Cat5e 10Base-T Crossover Patch Cord, RJ45/RJ45, 25.0ft (7.6m)	Beige	11.49	10.80	10.11	CALL
TRD450CR-50	Cat5e 10Base-T Crossover Patch Cord, RJ45/RJ45, 50.0ft (15.2m)	Beige	18.64	17.52	16.40	CALL
TRD450CR-100	Cat5e 10Base-T Crossover Patch Cord, RJ45/RJ45, 100.0ft (30.4m)	Beige	32.53	30.57	28.62	CALL

1 & 2, 3 & 6 Crossover allows Ethernet Hub Stacking.

Tip Which patch cords are best for a 10/100 Mbps Ethernet network?

Any of the TRD815 series patch cords found on page 49 will work effectively for ethernet networks. Choosing different colors for separate network segments in your wiring closet makes troubleshooting quick and easy.



Category 5e RJ45 to RJ45 Patch Cords - 4 Pair Stranded for EIA568 Wiring

TRD855-1	Cat5e EIA568 Patch Cord, RJ45/RJ45, 1.0ft (0.3m)	Beige	2.06	2.00	1.94	CALL
TRD855-2	Cat5e EIA568 Patch Cord, RJ45/RJ45, 2.0ft (0.6m)	Beige	2.37	2.30	2.23	CALL
TRD855-3	Cat5e EIA568 Patch Cord, RJ45/RJ45, 3.0ft (0.9m)	Beige	2.79	2.70	2.62	CALL
TRD855-5	Cat5e EIA568 Patch Cord, RJ45/RJ45, 5.0ft (1.5m)	Beige	3.41	3.31	3.20	CALL
TRD855-7	Cat5e EIA568 Patch Cord, RJ45/RJ45, 7.0ft (2.1m)	Beige	4.13	4.01	3.89	CALL
TRD855-10	Cat5e EIA568 Patch Cord, RJ45/RJ45, 10.0ft (3.0m)	Beige	5.17	5.02	4.86	CALL
TRD855-15	Cat5e EIA568 Patch Cord, RJ45/RJ45, 15.0ft (4.6m)	Beige	6.93	6.72	6.52	CALL
TRD855-25	Cat5e EIA568 Patch Cord, RJ45/RJ45, 25.0ft (7.6m)	Beige	10.35	10.04	9.73	CALL
TRD855-50	Cat5e EIA568 Patch Cord, RJ45/RJ45, 50.0ft (15.2m)	Beige	19.06	18.48	17.91	CALL
TRD855-100	Cat5e EIA568 Patch Cord, RJ45/RJ45, 100.0ft (30.4m)	Beige	36.36	35.27	34.18	CALL

Twisted Pair Pinning: 1 & 2, 3 & 6, 4 & 5, 7 & 8

Category 5e RJ45 to RJ45 Flat Patch Cords - 4 Pair for Ethernet

L-com's flat Category 5e cable assemblies allow network runs in small places where traditional cables would not fit. Built with 30 AWG conductors, they are perfect for running under carpet or other tight spots.

TRD855FLAT-1	Cat5e Flat Patch Cord, RJ45/RJ45, 1.0ft (0.3m)	Black	2.99	2.87	2.76	CALL
TRD855FLAT-3	Cat5e Flat Patch Cord, RJ45/RJ45, 3.0ft (0.9m)	Black	3.82	3.67	3.52	CALL
TRD855FLAT-5	Cat5e Flat Patch Cord, RJ45/RJ45, 5.0ft (1.5m)	Black	4.65	4.47	4.28	CALL
TRD855FLAT-7	Cat5e Flat Patch Cord, RJ45/RJ45, 7.0ft (2.1m)	Black	5.48	5.26	5.04	CALL
TRD855FLAT-10	Cat5e Flat Patch Cord, RJ45/RJ45, 10.0ft (3.0m)	Black	6.72	6.46	6.19	CALL
TRD855FLAT-15	Cat5e Flat Patch Cord, RJ45/RJ45, 15.0ft (4.6m)	Black	8.80	8.45	8.09	CALL
TRD855FLAT-20	Cat5e Flat Patch Cord, RJ45/RJ45, 20.0ft (6.1m)	Black	10.87	10.43	10.00	CALL
TRD855FLAT-25	Cat5e Flat Patch Cord, RJ45/RJ45, 25.0ft (7.6m)	Black	12.94	12.42	11.91	CALL
TRD855FLAT-30	Cat5e Flat Patch Cord, RJ45/RJ45, 30.0ft (9.1m)	Black	15.01	14.41	13.81	CALL
TRD855FLAT-40	Cat5e Flat Patch Cord, RJ45/RJ45, 40.0ft (12.2m)	Black	19.16	18.39	17.63	CALL
TRD855FLAT-50	Cat5e Flat Patch Cord, RJ45/RJ45, 50.0ft (15.2m)	Black	23.30	22.37	21.44	CALL
TRD855FLAT-75	Cat5e Flat Patch Cord, RJ45/RJ45, 75.0ft (22.9m)	Black	33.67	32.32	30.97	CALL
TRD855FLAT-100	Cat5e Flat Patch Cord, RJ45/RJ45, 100.0ft (30.4m)	Black	44.03	42.27	40.51	CALL

Twisted Pair Pinning: 1 & 2, 3 & 6, 4 & 5, 7 & 8

Item #	Description	Length	1-9	10-24	25-99	100+
--------	-------------	--------	-----	-------	-------	------

Category 5e and 6 Network Extension Cables

L-com's unique network extension cables offer the perfect solution for extending an Ethernet network cable to the outside of an enclosure or by making a hard to reach port more accessible. Available in either Category 5e or Category 6, shielded or un-shielded, these cables are up to the task for your high demand data tasks. These extensions feature either a panel mountable flange or an inline flange-free design.

- Category 5e or Category 6 Network Extension Cables
- Available either with or without a panel mountable flange
- Choose either Unshielded (UTP) or Shielded (F/UTP)
- Feature L-com's unique snag-less molded plugs
- Standard lengths up to 25ft (7.6m) or call for custom options



TRDC5EXT

Category 5e Non-Shielded Non-Flanged Extension Cables

TRDC5EXT-3	Category 5e RJ45 Extension Cable	3.0ft (0.9m)	14.45	13.30	12.14	CALL
TRDC5EXT-5	Category 5e RJ45 Extension Cable	5.0ft (1.5m)	15.39	14.16	12.93	CALL
TRDC5EXT-7	Category 5e RJ45 Extension Cable	7.0ft (2.1m)	17.51	16.11	14.71	CALL
TRDC5EXT-10	Category 5e RJ45 Extension Cable	10.0ft (3.0m)	17.82	16.40	14.97	CALL
TRDC5EXT-15	Category 5e RJ45 Extension Cable	15.0ft (4.6m)	20.15	18.54	16.93	CALL
TRDC5EXT-25	Category 5e RJ45 Extension Cable	25.0ft (7.6m)	24.45	22.50	20.54	CALL



TRDC6EXTS

Category 5e Shielded Non-Flanged Extension Cables

TRDC5EXTS-3	Category 5e RJ45 Shielded Extension Cable	3.0ft (0.9m)	17.25	15.87	14.49	CALL
TRDC5EXTS-5	Category 5e RJ45 Shielded Extension Cable	5.0ft (1.5m)	18.39	16.92	15.45	CALL
TRDC5EXTS-7	Category 5e RJ45 Shielded Extension Cable	7.0ft (2.1m)	20.72	19.07	17.41	CALL
TRDC5EXTS-10	Category 5e RJ45 Shielded Extension Cable	10.0ft (3.0m)	21.35	19.64	17.93	CALL
TRDC5EXTS-15	Category 5e RJ45 Shielded Extension Cable	15.0ft (4.6m)	24.14	22.21	20.28	CALL
TRDC5EXTS-25	Category 5e RJ45 Shielded Extension Cable	25.0ft (7.6m)	29.38	27.03	24.68	CALL

Category 6 Non-Shielded Non-Flanged Extension Cables

TRDC6EXT-3	Category 6 RJ45 Extension Cable	3.0ft (0.9m)	14.77	13.58	12.40	CALL
TRDC6EXT-5	Category 6 RJ45 Extension Cable	5.0ft (1.5m)	15.91	14.63	13.36	CALL
TRDC6EXT-7	Category 6 RJ45 Extension Cable	7.0ft (2.1m)	18.24	16.78	15.32	CALL
TRDC6EXT-10	Category 6 RJ45 Extension Cable	10.0ft (3.0m)	18.81	17.30	15.80	CALL
TRDC6EXT-15	Category 6 RJ45 Extension Cable	15.0ft (4.6m)	21.60	19.88	18.15	CALL
TRDC6EXT-25	Category 6 RJ45 Extension Cable	25.0ft (7.6m)	26.89	24.74	22.59	CALL



TRDC5EXTF

Category 6 Shielded Non-Flanged Extension Cables

TRDC6EXTS-3	Category 6 RJ45 Shielded Extension Cable	3.0ft (0.9m)	16.68	15.35	14.01	CALL
TRDC6EXTS-5	Category 6 RJ45 Shielded Extension Cable	5.0ft (1.5m)	18.03	16.59	15.15	CALL
TRDC6EXTS-7	Category 6 RJ45 Shielded Extension Cable	7.0ft (2.1m)	20.67	19.02	17.36	CALL
TRDC6EXTS-10	Category 6 RJ45 Shielded Extension Cable	10.0ft (3.0m)	21.60	19.88	18.15	CALL
TRDC6EXTS-15	Category 6 RJ45 Shielded Extension Cable	15.0ft (4.6m)	25.13	23.12	21.11	CALL
TRDC6EXTS-25	Category 6 RJ45 Shielded Extension Cable	25.0ft (7.6m)	31.60	29.08	26.55	CALL

Category 5e Non-Shielded Flanged Extension Cables

TRDC5EXTF-3	Category 5e RJ45 Extension Cable	3.0ft (0.9m)	15.85	14.59	13.32	CALL
TRDC5EXTF-5	Category 5e RJ45 Extension Cable	5.0ft (1.5m)	16.79	15.44	14.10	CALL
TRDC5EXTF-7	Category 5e RJ45 Extension Cable	7.0ft (2.1m)	18.96	17.45	15.93	CALL
TRDC5EXTF-10	Category 5e RJ45 Extension Cable	10.0ft (3.0m)	19.22	17.68	16.15	CALL
TRDC5EXTF-15	Category 5e RJ45 Extension Cable	15.0ft (4.6m)	21.55	19.83	18.10	CALL
TRDC5EXTF-25	Category 5e RJ45 Extension Cable	25.0ft (7.6m)	25.85	23.78	21.72	CALL



TRDC6EXTF

Category 5e Shielded Flanged Extension Cables

TRDC5EXTSF-3	Category 5e RJ45 Shielded Extension Cable	3.0ft (0.9m)	17.36	15.97	14.58	CALL
TRDC5EXTSF-5	Category 5e RJ45 Shielded Extension Cable	5.0ft (1.5m)	18.50	17.02	15.54	CALL
TRDC5EXTSF-7	Category 5e RJ45 Shielded Extension Cable	7.0ft (2.1m)	20.88	19.21	17.54	CALL
TRDC5EXTSF-10	Category 5e RJ45 Shielded Extension Cable	10.0ft (3.0m)	21.45	19.73	18.02	CALL
TRDC5EXTSF-15	Category 5e RJ45 Shielded Extension Cable	15.0ft (4.6m)	24.30	22.35	20.41	CALL
TRDC5EXTSF-25	Category 5e RJ45 Shielded Extension Cable	25.0ft (7.6m)	29.53	27.17	24.81	CALL

Category 6 Non-Shielded Flanged Extension Cables

TRDC6EXTF-3	Category 6 RJ45 Extension Cable	3.0ft (0.9m)	16.16	14.87	13.58	CALL
TRDC6EXTF-5	Category 6 RJ45 Extension Cable	5.0ft (1.5m)	17.30	15.92	14.54	CALL
TRDC6EXTF-7	Category 6 RJ45 Extension Cable	7.0ft (2.1m)	19.69	18.11	16.54	CALL
TRDC6EXTF-10	Category 6 RJ45 Extension Cable	10.0ft (3.0m)	20.21	18.59	16.97	CALL
TRDC6EXTF-15	Category 6 RJ45 Extension Cable	15.0ft (4.6m)	23.06	21.21	19.37	CALL
TRDC6EXTF-25	Category 6 RJ45 Extension Cable	25.0ft (7.6m)	28.29	26.03	23.76	CALL



TRDC6EXTSF

Category 6 Shielded Flanged Extension Cables

TRDC6EXTSF-3	Category 6 RJ45 Shielded Extension Cable	3.0ft (0.9m)	17.77	16.35	14.93	CALL
TRDC6EXTSF-5	Category 6 RJ45 Shielded Extension Cable	5.0ft (1.5m)	19.17	17.64	16.10	CALL
TRDC6EXTSF-7	Category 6 RJ45 Shielded Extension Cable	7.0ft (2.1m)	21.81	20.07	18.32	CALL
TRDC6EXTSF-10	Category 6 RJ45 Shielded Extension Cable	10.0ft (3.0m)	22.74	20.93	19.11	CALL
TRDC6EXTSF-15	Category 6 RJ45 Shielded Extension Cable	15.0ft (4.6m)	26.22	24.12	22.02	CALL
TRDC6EXTSF-25	Category 6 RJ45 Shielded Extension Cable	25.0ft (7.6m)	32.80	30.17	27.55	CALL



Tip What does transversely sealed mean?

Did you know that all of L-com's new ruggedized RJ45 jam-nuts, flanges and in-line receptacles are transversely sealed? As the name implies, this means that they are waterproof. The parts meet or exceed IP-68 rating with or without dust covers or mated connectors engaged with the receptacle. The plugs and jacks are waterproof even without a mated cap or connector when submerged under 1 meter of water for up to two days. Your equipment will not be at risk from moisture or dust even if you lose or forget the dust cap.



Item #	Description	List Price
--------	-------------	------------

Ruggedized RJ45 Plugs and Jacks:

In today's world of high-speed communications, Ethernet has become the standard platform for all voice, video and data services. L-com's ruggedized family of RJ45 plugs and receptacles provide an efficient, comprehensive and affordable solution to Ethernet connectivity for harsh and environmentally challenged applications. These parts feature 100% transversely sealed (IP-68) configurations as a standard product design, preventing dust, water and moisture penetration, with or without dust cap or plug engagement. The ruggedized parts offer comprehensive shielding and grounding effectiveness capable of sustaining higher data transmission rates as well as Electro-Magnetic Conductance (EMC) for Military applications (only Zinc-Nickel finished parts offer EMC grounding). Suggested areas of usage include Data, VOIP, IPTV in harsh environments, 10/100/1000 Base-T networks, battlefield communication systems, industrial process control, data acquisition and control, factory environments, radar systems, railways and shelters among other things.

Ruggedized RJ45 Plugs

L-com's ruggedized RJ45 plugs are designed to integrate with other ruggedized jam-nuts, flange mounts and in-line receptacles. Special compressive fittings allow these plugs to work with shielded or unshielded cable. A compression nut establishes 10lb of cable strain relief establishing robust cable strength. Internal conductive compression is used to interoperate with the cable braid to form a 360° ground plane. Plugs are available with or without dust caps. Ruggedize your plugs for harsh environmental applications today.

ECRA0211UA0	Ruggedized RJ45 Plug, Anodized Finish, Fits Cable OD .190-.270 inches (0.5cm-0.7cm)	69.62
ECRA0213UA0	Ruggedized RJ45 Plug, Zinc-Nickel Finish, Fits Cable OD .190-.270 inches (0.5cm-0.7cm)	80.50
ECRA4211UA0	Ruggedized RJ45 Plug, Anodized Finish with Dust Cap, Fits Cable OD .190-.270 inches (0.5cm-0.7cm)	97.91
ECRA4213UA0	Ruggedized RJ45 Plug, Zinc-Nickel Finish with Dust Cap, Fits Cable OD .190-.270 inches (0.5cm-0.7cm)	108.79
ECRA0211UB0	Ruggedized RJ45 Plug, Anodized Finish, Fits Cable OD .271-.330 inches (0.7cm-0.8cm)	69.62
ECRA0213UB0	Ruggedized RJ45 Plug, Zinc-Nickel Finish, Fits Cable OD .271-.330 inches (0.7cm-0.8cm)	97.91
ECRA4211UB0	Ruggedized RJ45 Plug, Anodized Finish with Dust Cap, Fits Cable OD .271-.330 inches (0.7cm-0.8cm)	97.91
ECRA4213UB0	Ruggedized RJ45 Plug, Zinc-Nickel Finish with Dust Cap, Fits Cable OD .271-.330 inches (0.7cm-0.8cm)	108.79

Ruggedized RJ45 In-line Receptacle

These ruggedized RJ45 receptacles are transversely sealed with no mate but also designed to work with L-com's line of ruggedized RJ45 plugs. Choose your RJ45 plug and bulk cable from L-com's wide selection.

ECRP5103UA0	Ruggedized RJ45 Recept., Zinc-Nickel Finish w/ Grounding Shield & Dust Cap, Fits Cable OD .190-.270 inches (0.5cm-0.7cm)	108.79
ECRP5201UA0	Ruggedized RJ45 Receptacle, Anodized Finish with Dust Cap, Fits Cable OD .190-.270 inches (0.5cm-0.7cm)	92.42
ECRP5103UB0	Ruggedized RJ45 Recept., Zinc-Nickel Finish w/ Grounding Shield & Dust Cap, Fits Cable OD .271-.330 inches (0.7cm-0.8cm)	114.18
ECRP5201UB0	Ruggedized RJ45 Receptacle, Anodized Finish with Dust Cap, Fits Cable OD .271-.330 inches (0.7cm-0.8cm)	92.42

Ruggedized RJ45 Receptacles

These ruggedized RJ45 receptacles are transversely sealed for complete moisture and dust protection. L-com's ECRD line provides both the flange mount and sealing gasket. The ECRH line comes with full mounting hardware including bracket, self-sealing mounting screws, and O-rings for an easy installation. The ECRK line is a simple D-hole jam nut and requires no additional hardware for mounting and the ECRJ line fits a D38999/24 and M83723/60 cutout. See L-com.com for our full line of harsh environment products.

ECRD0103U00	Ruggedized Flange Mount, Zinc-Nickel Finish with Grounding Shield	54.39
ECRD0201U00	Ruggedized Flange Mount, Anodized Finish	40.19
ECRD0203U00	Ruggedized Flange Mount, Zinc-Nickel Finish	46.72
ECRD3103U00	Ruggedized Flange Mount, Zinc-Nickel Finish with Grounding Shield and Dust Cap	76.15
ECRD3201U00	Ruggedized Flange Mount, Anodized Finish with Dust Cap	61.95
ECRD3203U00	Ruggedized Flange Mount, Zinc-Nickel Finish with Dust Cap	69.62
ECRH0103U00	Ruggedized Flange Mount, Zinc-Nickel Finish with Grounding Shield and Mounting Hardware	63.09
ECRH0201U00	Ruggedized Flange Mount, Anodized Finish with Mounting Hardware	50.04
ECRH0203U00	Ruggedized Flange Mount, Zinc-Nickel Finish with Mounting Hardware	56.57
ECRH3103U00	Ruggedized Flange Mount, Zinc-Nickel Finish with Grounding Shield, Mounting Hardware and Dust Cap	87.03
ECRH3201U00	Ruggedized Flange Mount, Anodized Finish with Mounting Hardware and Dust Cap	73.97
ECRH3203U00	Ruggedized Flange Mount, Zinc-Nickel Finish with Mounting Hardware and Dust Cap	81.54
ECRK0103U00	Ruggedized Jam-nut, Zinc-Nickel Finish with Grounding Shield	63.09
ECRK0201U00	Ruggedized Jam-nut, Anodized Finish	46.72
ECRK0203U00	Ruggedized Jam-nut, Zinc-Nickel Finish	53.25
ECRK2103U00	Ruggedized Jam-nut, Zinc-Nickel Finish with Grounding Shield and Dust Cap	96.77
ECRK2201U00	Ruggedized Jam-nut, Anodized Finish with Dust Cap	76.15
ECRK2203U00	Ruggedized Jam-nut, Zinc-Nickel Finish with Dust Cap	85.89
ECRJ0203U00	Ruggedized Jam-nut, Zinc-Nickel for D38999/24 or M83723/60 cutout	63.09

Tip Grounding RJ45 ruggedized jacks

Many applications that require the use of higher data rates require proper grounding and shielding. To address this, L-com offers our Zinc-Nickel finished line of RJ45 Ruggedized jacks which are designed to establish sufficient grounding between shielded cord sets and chassis ground. They also provide EMC/EMI shielding for applications

where immunity to electromagnetic interference is crucial. The parts provide <math><0.033\Omega</math> for shielded cable to cable or cable to ground use. This is accomplished using a grounding plate, conductive O-ring and gasket. The parts adhere to and are tested to IAW MIL-STD-461F, RS103 for EMI emission and susceptibility.



EMC Shroud (front view) - conductive surface with shielded cable and receptacle or chassis ground



EMC Shroud (rear view) - conductive surface with shielded cable

Category 5e Ruggedized RJ45 Assemblies with FR-TPE Outdoor Rated Cable

L-com is proud to offer assemblies using our IP68 rated ruggedized RJ45 plugs and jacks in various combinations. Each cable is built using CMX Outdoor Rated, double-shielded industrial cable for the most durable Category 5e cable L-com has ever offered. Please see our custom cable configurator on L-com.com to create your own custom length variations. All ruggedized jacks and plugs come with dust caps. New armored versions have 1,500 PSI crush resistance. Call today for assistance.



Ordering is easy, add the desired number of the style code into the part number. Ex: TRD8RG6-01, Plug to Jack, Anodized finish, 1m in length

Item #	Description	Length	List Price
TRD8RG5-01	Ruggedized Category 5e Assembly with FR-TPE Outdoor Rated Cable and Dust Caps	1.0m	401.62
TRD8RG5-02	Ruggedized Category 5e Assembly with FR-TPE Outdoor Rated Cable and Dust Caps	2.0m	406.49
TRD8RG5-03	Ruggedized Category 5e Assembly with FR-TPE Outdoor Rated Cable and Dust Caps	3.0m	411.15
TRD8RG5-05	Ruggedized Category 5e Assembly with FR-TPE Outdoor Rated Cable and Dust Caps	5.0m	420.89
TRD8RG5-10	Ruggedized Category 5e Assembly with FR-TPE Outdoor Rated Cable and Dust Caps	10.0m	444.83

Category 5e Ruggedized RJ45 Assemblies with Armored Cable

The TRD8RGMT line is the most rugged and durable Cat5e assemblies L-com has ever offered. Designed for use in outdoor, industrial and military applications where the harshest environments exist, these cables are built using our IP68, transversely sealed, ruggedized RJ45 plugs and jacks. The Category 5e cable used in the assemblies is double shielded, high-flex, UV and Oil resistant and made with a FR-TPE (Flame Retardant Thermoplastic Elastomer) jacket that is CMX outdoor rated. Superior shielding of both the cable and connectors ensures higher data transmission rates up to Gigabit Ethernet speeds. These cables offer complete moisture, dust, oil and UV protection for your military, outdoor or industrial application. Custom lengths are available for special projects with no min buy.



Ordering is easy, add the desired number of the style code into the part number. Ex: TRD8RGMT6-01, Plug to Jack, Anodized finish, 1m in length

TRD8RGMT5-01	Ruggedized Category 5e Assembly with FR-TPE Outdoor Rated Cable and Dust Caps	1.0m	875.89
TRD8RGMT5-02	Ruggedized Category 5e Assembly with FR-TPE Outdoor Rated Cable and Dust Caps	2.0m	900.86
TRD8RGMT5-03	Ruggedized Category 5e Assembly with FR-TPE Outdoor Rated Cable and Dust Caps	3.0m	925.94
TRD8RGMT5-05	Ruggedized Category 5e Assembly with FR-TPE Outdoor Rated Cable and Dust Caps	5.0m	975.99
TRD8RGMT5-10	Ruggedized Category 5e Assembly with FR-TPE Outdoor Rated Cable and Dust Caps	10.0m	1101.06



Item #	Description	1-9	10-24	25-99	100+
--------	-------------	-----	-------	-------	------

M12 Economy D-Coded 4 Position Cables for Ethernet and Fieldbus Applications

L-com offers popular 22 AWG 2-pair, 4 Position, D-coded M12 cable assemblies for use in Ethernet and fieldbus applications. We stock multiple configurations including male to male, male to female and male (straight) to male (right angle), as well as male M12 to RJ45 plug styles. These robust assemblies are 100% factory tested and feature UV and chemical resistant PUR jackets. Applications for these assemblies include manufacturing, process control, factory automation and more.

M12 Economy 4 Position D-Coded Male to Male Cable Assemblies

M12M124D-0.5	M12 Economy 4 Position D-Coded Male/Male Cable Assembly, 0.5m	13.82	13.55	13.27	CALL
M12M124D-1	M12 Economy 4 Position D-Coded Male/Male Cable Assembly, 1.0m	14.89	14.59	14.29	CALL
M12M124D-2	M12 Economy 4 Position D-Coded Male/Male Cable Assembly, 2.0m	17.02	16.68	16.34	CALL
M12M124D-3	M12 Economy 4 Position D-Coded Male/Male Cable Assembly, 3.0m	19.16	18.78	18.39	CALL
M12M124D-5	M12 Economy 4 Position D-Coded Male/Male Cable Assembly, 5.0m	21.29	20.87	20.44	CALL

M12 Economy 4 Position D-Coded Male to Female Cable Assemblies

M12M12F4D-0.5	M12 Economy 4 Position D-Coded Male/Female Cable Assembly, 0.5m	15.96	15.64	15.32	CALL
M12M12F4D-1	M12 Economy 4 Position D-Coded Male/Female Cable Assembly, 1.0m	17.02	16.68	16.34	CALL
M12M12F4D-2	M12 Economy 4 Position D-Coded Male/Female Cable Assembly, 2.0m	19.16	18.78	18.39	CALL
M12M12F4D-3	M12 Economy 4 Position D-Coded Male/Female Cable Assembly, 3.0m	21.29	20.87	20.44	CALL
M12M12F4D-5	M12 Economy 4 Position D-Coded Male/Female Cable Assembly, 5.0m	24.50	24.01	23.52	CALL

M12 Economy 4 Position D-Coded Male to RJ45 Male Cable Assemblies

M12RJ454D-0.5	M12 Economy 4 Position D-Coded Male/RJ45 Male Cable Assembly, 0.5m	13.82	13.55	13.27	CALL
M12RJ454D-1	M12 Economy 4 Position D-Coded Male/RJ45 Male Cable Assembly, 1.0m	14.89	14.59	14.29	CALL
M12RJ454D-2	M12 Economy 4 Position D-Coded Male/RJ45 Male Cable Assembly, 2.0m	19.16	18.78	18.39	CALL
M12RJ454D-3	M12 Economy 4 Position D-Coded Male/RJ45 Male Cable Assembly, 3.0m	23.43	22.96	22.49	CALL
M12RJ454D-5	M12 Economy 4 Position D-Coded Male/RJ45 Male Cable Assembly, 5.0m	33.03	32.37	31.71	CALL

M12 D-Coded 4 Position Panel, PCB and Solder Style Connectors

L-com offers a line of D-Coded 4 Position M12 connectors for enclosure, panel and PCB applications. These quality constructed connectors provide years of trouble free use in the most trying applications. These M12 connectors are offered in both male and female versions and are rated to IP68.

M12 D-Coded Panel Mount Connectors

CON-M124PM	M12 4 Position Male Panel Mount Connector	8.24	8.07	7.91	CALL
CON-M124PF	M12 4 Position Female Panel Mount Connector	9.27	9.09	8.90	CALL

M12 D-Coded PCB Mount Connectors

CON-M124PCBF	M12 4 Position Female PCB Mount Connector	10.83	10.61	10.40	CALL
--------------	---	-------	-------	-------	------

M12 D-Coded Solder Style Connectors

CON-M124SLDF	M12 4 Position Female Solder Style Connector	10.83	10.61	10.40	CALL
--------------	--	-------	-------	-------	------

M12 Premium D-Coded 4 Position Cables for Ethernet and Fieldbus Applications

L-com's M12 premium line is here for your roughest and most demanding applications. Built with high flex, industrial, outdoor, double shielded TPE bulk cable and using IP68 rated M12 connectors, these assemblies are as robust as they come. Designed to exceed category standards to ensure network throughput. Contact us today with your M12 custom applications.

M12 Premium 4 Position D-Coded Male to Male Cable Assemblies

TRG501-T4T-05M	M12 Premium 4 Position D-Coded Male/Male Cable Assembly, 24 AWG, 0.5m	28.24	27.39	26.54	CALL
TRG501-T4T-1M	M12 Premium 4 Position D-Coded Male/Male Cable Assembly, 24 AWG, 1.0m	34.66	33.62	32.58	CALL
TRG501-T4T-2M	M12 Premium 4 Position D-Coded Male/Male Cable Assembly, 24 AWG, 2.0m	45.85	44.48	43.10	CALL
TRG501-T4T-3M	M12 Premium 4 Position D-Coded Male/Male Cable Assembly, 24 AWG, 3.0m	56.21	54.53	52.84	CALL
TRG501-T4T-5M	M12 Premium 4 Position D-Coded Male/Male Cable Assembly, 24 AWG, 5.0m	68.65	66.59	64.53	CALL
TRG501-T4T-10M	M12 Premium 4 Position D-Coded Male/Male Cable Assembly, 24 AWG, 10.0m	119.63	116.04	112.45	CALL

M12 Premium 4 Position D-Coded Male to Female Cable Assemblies

TRG502-T4T-05M	M12 Premium 4 Position D-Coded Male/Female Cable Assembly, 24 AWG, 0.5m	29.27	28.39	27.52	CALL
TRG502-T4T-1M	M12 Premium 4 Position D-Coded Male/Female Cable Assembly, 24 AWG, 1.0m	35.70	34.63	33.56	CALL
TRG502-T4T-2M	M12 Premium 4 Position D-Coded Male/Female Cable Assembly, 24 AWG, 2.0m	46.89	45.48	44.07	CALL
TRG502-T4T-3M	M12 Premium 4 Position D-Coded Male/Female Cable Assembly, 24 AWG, 3.0m	57.25	55.53	53.82	CALL
TRG502-T4T-5M	M12 Premium 4 Position D-Coded Male/Female Cable Assembly, 24 AWG, 5.0m	69.68	67.59	65.50	CALL
TRG502-T4T-10M	M12 Premium 4 Position D-Coded Male/Female Cable Assembly, 24 AWG, 10.0m	119.63	116.04	112.45	CALL

M12 Premium 4 Position D-Coded Male to RJ45 Male Cable Assemblies

TRG504-T4T-1M	M12 Premium 4 Position D-Coded Male/RJ45 Male Cable Assembly, 24 AWG, 1.0m	27.41	26.59	25.76	CALL
TRG504-T4T-2M	M12 Premium 4 Position D-Coded Male/RJ45 Male Cable Assembly, 24 AWG, 2.0m	39.84	38.65	37.45	CALL
TRG504-T4T-3M	M12 Premium 4 Position D-Coded Male/RJ45 Male Cable Assembly, 24 AWG, 3.0m	51.24	49.70	48.17	CALL
TRG504-T4T-5M	M12 Premium 4 Position D-Coded Male/RJ45 Male Cable Assembly, 24 AWG, 5.0m	62.64	60.76	58.88	CALL
TRG504-T4T-10M	M12 Premium 4 Position D-Coded Male/RJ45 Male Cable Assembly, 24 AWG, 10.0m	113.41	110.01	106.61	CALL

M12 Premium 4 Position D-Coded Female to RJ45 Male Cable Assemblies

TRG506-T4T-1M	M12 Premium 4 Position D-Coded Female/RJ45 Male Cable Assembly, 24 AWG, 1.0m	28.44	27.59	26.74	CALL
TRG506-T4T-2M	M12 Premium 4 Position D-Coded Female/RJ45 Male Cable Assembly, 24 AWG, 2.0m	40.88	39.65	38.43	CALL
TRG506-T4T-3M	M12 Premium 4 Position D-Coded Female/RJ45 Male Cable Assembly, 24 AWG, 3.0m	52.28	50.71	49.14	CALL
TRG506-T4T-5M	M12 Premium 4 Position D-Coded Female/RJ45 Male Cable Assembly, 24 AWG, 5.0m	63.67	61.76	59.85	CALL
TRG506-T4T-10M	M12 Premium 4 Position D-Coded Female/RJ45 Male Cable Assembly, 24 AWG, 10.0m	114.45	111.01	107.58	CALL

M12 4 and 5 Position A Code Receptacles, Front and Rear Mounting Style with 0.3m Leads

L-com offers A code (single keyway) 4 or 5 pin M12 receptacles for your enclosure and panel mounting needs. These receptacles can be used to connect cables in fieldbus, sensor, actuator or any other application that requires an M12, A coded interface. They are IP69K rated to ensure protection against liquids and particulate even in wash down applications and flying leads make it very easy to terminate in any way you see fit for your application. Threaded or locked mates make the connectors secure from accidental disconnect and vibration.

REC-M124FF-LEADS	M12 4 Position A Code Female Receptacle, Front Mounting Style with 0.3m Leads	23.42	22.48	21.54	CALL
REC-M124FR-LEADS	M12 4 Position A Code Female Receptacle, Rear Mounting Style with 0.3m Leads	22.90	21.98	21.07	CALL
REC-M124MR-LEADS	M12 4 Position A Code Male Receptacle, Rear Mounting Style with 0.3m Leads	17.49	16.79	16.09	CALL
REC-M125FF-LEADS	M12 5 Position A Code Female Receptacle, Front Mounting Style with 0.3m Leads	24.39	23.42	22.44	CALL
REC-M125FR-LEADS	M12 5 Position A Code Female Receptacle, Rear Mounting Style with 0.3m Leads	25.61	24.59	23.57	CALL
REC-M125MR-LEADS	M12 5 Position A Code Male Receptacle, Rear Mounting Style with 0.3m Leads	20.06	19.26	18.46	CALL

Item #	Description	1-9	10-24	25-99	100+
M8 3 and 4 Pole IP67 Rated Cable Assemblies					
L-com offers Brad® Nano-Change® M8 assemblies. Built with IEC Compliant M8 connectors, these rugged, space-saving cables are ideal for use with miniature sensors and actuators in industrial control applications. Nano-Change® connectors are designed to withstand harsh-industrial and weather environments. They also feature an anti-vibration feature to prevent loosening under high vibration applications.					
TRG317-C4Y-1M	M8 Cable 3 Pole IP68 rated Male to Female 24AWG PVC YLW, 1.0m	25.82	24.79	23.76	CALL
TRG317-C4Y-2M	M8 Cable 3 Pole IP68 rated Male to Female 24AWG PVC YLW, 2.0m	27.67	26.56	25.45	CALL
TRG317-C4Y-5M	M8 Cable 3 Pole IP68 rated Male to Female 24AWG PVC YLW, 5.0m	33.24	31.91	30.58	CALL
TRG324-C4Y-1M	M8 Cable 3 Pole IP68 rated Male to Pigtail 24AWG PVC YLW, 1.0m	13.84	13.29	12.74	CALL
TRG324-C4Y-2M	M8 Cable 3 Pole IP68 rated Male to Pigtail 24AWG PVC YLW, 2.0m	15.69	15.06	14.43	CALL
TRG324-C4Y-5M	M8 Cable 3 Pole IP68 rated Male to Pigtail 24AWG PVC YLW, 5.0m	21.24	20.39	19.54	CALL
TRG325-C4Y-1M	M8 Cable 3 Pole IP68 rated Female to Pigtail 24AWG PVC YLW, 1.0m	13.84	13.29	12.74	CALL
TRG325-C4Y-2M	M8 Cable 3 Pole IP68 rated Female to Pigtail 24AWG PVC YLW, 2.0m	15.69	15.06	14.43	CALL
TRG325-C4Y-5M	M8 Cable 3 Pole IP68 rated Female to Pigtail 24AWG PVC YLW, 5.0m	21.24	20.39	19.54	CALL
TRG417-C4Y-1M	M8 Cable 4 Pole IP68 rated Male to Female 24AWG PVC YLW, 1.0m	30.01	28.81	27.61	CALL
TRG417-C4Y-2M	M8 Cable 4 Pole IP68 rated Male to Female 24AWG PVC YLW, 2.0m	32.41	31.12	29.82	CALL
TRG417-C4Y-5M	M8 Cable 4 Pole IP68 rated Male to Female 24AWG PVC YLW, 5.0m	39.67	38.08	36.49	CALL
TRG424-C4Y-1M	M8 Cable 4 Pole IP68 rated Male to Pigtail 24AWG PVC YLW, 1.0m	16.21	15.56	14.91	CALL
TRG424-C4Y-2M	M8 Cable 4 Pole IP68 rated Male to Pigtail 24AWG PVC YLW, 2.0m	18.63	17.89	17.14	CALL
TRG424-C4Y-5M	M8 Cable 4 Pole IP68 rated Male to Pigtail 24AWG PVC YLW, 5.0m	25.88	24.85	23.81	CALL
TRG425-C4Y-1M	M8 Cable 4 Pole IP68 rated Female to Pigtail 24AWG PVC YLW, 1.0m	16.21	15.56	14.91	CALL
TRG425-C4Y-2M	M8 Cable 4 Pole IP68 rated Female to Pigtail 24AWG PVC YLW, 2.0m	18.63	17.89	17.14	CALL
TRG425-C4Y-5M	M8 Cable 4 Pole IP68 rated Female to Pigtail 24AWG PVC YLW, 5.0m	25.88	24.85	23.81	CALL

M8 3 and 4 Pole Receptacles, Front and Rear Mounting Style with 0.3m Leads

L-com offers M8 receptacles for your enclosure and panel mounting needs. These receptacles can be used to connect cables in sensor, actuator or any other application that requires an M8 interface. They are IP67 rated to ensure protection against liquids and particulate. Flying leads make it very easy to terminate in any way you see fit for your application. Threaded or locked mates make the connectors secure from accidental disconnect and vibration.

REC-M83FF-LEADS	M8 3 Pole Female Receptacle, Front Mounting Style with 0.3m Leads	20.23	19.42	18.61	CALL
REC-M83FR-LEADS	M8 3 Pole Female Receptacle, Rear Mounting Style with 0.3m Leads	14.32	13.75	13.17	CALL
REC-M83MR-LEADS	M8 3 Pole Male Receptacle, Rear Mounting Style with 0.3m Leads	10.96	10.52	10.09	CALL
REC-M84FF-LEADS	M8 4 Pole Female Receptacle, Front Mounting Style with 0.3m Leads	20.62	19.80	18.97	CALL
REC-M84FR-LEADS	M8 4 Pole Female Receptacle, Rear Mounting Style with 0.3m Leads	15.27	14.66	14.05	CALL
REC-M84MR-LEADS	M8 4 Pole Male Receptacle, Rear Mounting Style with 0.3m Leads	12.00	11.52	11.04	CALL



Ruggedized IP67 Rated RJ45 Ethernet Plug Kit

Installing Ethernet in harsh environments has never been easier. This IP67 rated plug housing is available for use with either shielded or non-shielded connections. A gasket seal keeps out unwanted contaminants and moisture. The optional flexible strain relief controls the bend radius of the cable. Call today to discuss your application with us.


WT6788D	Non-Shielded Dome Style	22.79	21.87	20.96	CALL
WT6788F	Non-Shielded Flex Style	22.79	21.87	20.96	CALL
WT6788DS	Shielded Dome Style	26.10	25.06	24.01	CALL
WT6788FS	Shielded Flex Style	26.10	25.06	24.01	CALL
TSP4088C5	Replacement RJ45 Non-Shielded Plugs, Pkg/50	31.03	28.55	26.07	CALL
TSP4088C5S	Replacement RJ45 Shielded Plugs, Pkg/50	51.76	47.62	43.48	CALL



Ruggedized IP67 Rated Keystone Flange Adapter Kits

Pass your Ethernet connections through a panel while still maintaining an IP67 rated seal. These receptacle kits consist of an IP67 rated flange adapter and industry standard keystone jacks and couplers. Don't see the combination you need? Call today and we'll help you find the right connection system for your application.

WT6700FM	Front Mount Empty	20.61	19.79	18.96	CALL
WT6700RM	Rear Mount Empty	20.61	19.79	18.96	CALL
WT67KC5FM	Front Mount Category 5e Coupler	28.28	27.15	26.02	CALL
WT67KC5RM	Rear Mount Category 5e Coupler	28.28	27.15	26.02	CALL
WT671105FM	Front Mount Category 5e IDC 110 Jack	22.79	21.87	20.96	CALL
WT671105RM	Rear Mount Category 5e IDC 110 Jack	22.79	21.87	20.96	CALL



Protective Covers for WT67 Series Plugs and Jacks

Maintain the IP67 rating for all open plugs and jacks with these covers. These caps are specifically designed to fit the WT67 series jacks and plugs. When a cable is connected, just attach a cap over the exposed connection and the seal is maintained.

WT67RC	IP67 Jack Cover for Female Receptacles	7.55	7.25	6.95	CALL
WT67RCT	IP67 Jack Cover for Female Receptacles with Tether	15.22	14.92	14.61	CALL
WT67PC	IP67 Jack Cover for Male Plug Kits	8.69	8.35	8.00	CALL
WT67PCT	IP67 Jack Cover for Male Plug Kits with Tether	15.22	14.92	14.61	CALL



IP67 Panel Mount RJ45 Couplers and Connectors


L-com offers a complete IP67 rated RJ45 connection solution for all your demanding Industrial Ethernet applications. With feed-through couplers, 110 punch-down jacks and plug kits, these robust IP67 RJ45 products are constructed of ABS 94V-0 plastic and feature gaskets to keep dust and moisture out. The IP67 RJ45 panel mount couplers are designed for panels up to a thickness of 2.8mm.

WPRJ-FTCAT5E	IP67 Panel Mount RJ45 Coupler, Feed-Thru, Shielded	21.75	19.57	17.40	CALL
WPRJ-FTRACAT5E	IP67 Panel Mount RJ45 Coupler, Feed-Thru Right Angle, Shielded	22.79	20.51	18.23	CALL
WPRJ-LSR	IP67 RJ45 Plug Kits with Long Body Strain Relief	9.73	8.76	7.78	CALL
WPRJ-SSR	IP67 RJ45 Plug Kits with Short Body Strain Relief	8.69	7.82	6.95	CALL



COMPARING INDUSTRIAL/ OUTDOOR CATEGORY RATED BULK CABLES

Item #	Rating	AWG	Jacket Material	Jacket Color	UTP	Foil Shield	Double Shield	Hi-Flex	UV Res.	Oil Res.	Halogen Free	Nominal Cable Diameter	OD of Conductor Insulation	Special Notes	List Price (1K Ft Spool)
TOAC2004	C5e	24SLD	PE	BLK	X				X			.246"/6.2mm	.039"/.99mm	Gel-Filled, Aerial Lashed	268.38
TOBC2004	C5e	24SLD	PE	BLK	X				X			.380"/9.7mm	.039"/.99mm	Gel-Filled, Armored, Direct Burial	568.87
CA5NF4-REEL	C5e	24SLD	PE	BLK	X				X			.240"/6.1mm	.040"/1.0mm	Flooded, Direct Burial	278.74
CA-5EF4-R1K	C5e	24SLD	PE	BLK	X				X			.240"/6.1mm	.040"/1.0mm	Flooded	133.67
TC5700	C5e	24STR	PUR	BLK	X			X	X			.228"/5.8mm	.039"/.99mm		610.32
TC5750	C5e	24STR	TPE	BLK	X			X	X	X		.277"/5.8mm	.039"/.99mm	CMX Flame Rating	610.32
TOFC5-BLK	C5e	24SLD	PE	BLK		X			X			.248"/6.3mm	.038"/.97mm	CMX Flame Rating, Direct Burial, Cell Tower	208.00
TOFDLC5-BLK	C5e	24SLD	PE	BLK		X			X		X	.252"/6.4mm	.036"/.91mm	CMX Flame Rating, Direct Burial	209.00
TFPCUR5730	C5e	26STR	PUR	BLK			X		X	X		.220"/5.6mm	.039"/.99mm		983.35
TFCHF2004	C5e	26STR	PUR	Teal			X	X		X	X	.248"/6.3mm	.040"/1.01mm	CMG Flame Rating	3107.56
TFCLS2005	C5e	26STR	PUR	Teal			X	X		X	X	.244"/6.2mm	.037"/.94mm	CMX Flame Rating	1501.45
TFCLS5075	C5e	26STR	PUR	BLK			X	X		X	X	.244"/6.2mm	.037"/.94mm	CMX Flame Rating	1501.45
TC5734	C5e	26STR	TPE	BLK			X		X	X		.237"/6.1mm	.039"/.99mm	CMX Flame Rating	827.92
TFDL5025	C5e	24STR	TPE	Teal			X	X	X	X		.265"/6.7mm	.047"/1.19mm	2 pair, CMX Flame Rating, 600V	896.31
TFDL5083	C5e	26STR	TPE	BLK			X	X	X	X		.244"/6.2mm	.037"/.94mm	CMX Flame Rating	1134.64
TFDL5088	C5e	26STR	TPE	Teal			X	X	X	X		.244"/6.2mm	.037"/.94mm	CMX Flame Rating	1170.85
TFDL5089	C5e	24STR	TPE	BLK			X	X	X	X		.290"/7.4mm	.046"/1.2mm	CMX Flame Rating, 600V	1170.85
TFDL5090	C5e	24STR	TPE	Teal			X	X	X	X		.290"/7.4mm	.046"/1.2mm	CMX Flame Rating, 600V	1170.85
TOAC2005	C6	24SLD	PE	BLK	X				X			.246"/6.2mm	.039"/.99mm	Gel-Filled, Aerial Lashed	454.89
TOC35911	C6	23SLD	PE	BLK	X				X			.260"/6.6mm	.040"/1.0mm	Gel-Filled	299.46
TOFC6-BLK	C6	23SLD	PE	BLK		X			X			.311"/7.9mm	.047"/1.19mm	CMX Flame Rating, Direct Burial, Cell Tower	262.00
TOC6A-BLK	C6a	23SLD	PE	BLK	X				X			.299"/7.6mm	.040"/1.02mm	CMX Flame Rating, Direct Burial	292.00
TOFC6A-BLK	C6a	23SLD	PE	BLK		X			X			.335"/8.5mm	.046"/1.18mm	CMX Flame Rating, Direct Burial, Cell Tower	316.00
TFDL5026	C6a	26STR	TPE	Teal			X	X	X	X		.275"/7.0mm	.036"/.91mm	CMX Flame Rating	1242.40



EXTREME HIGH-FLEX SHIELDED CATEGORY 5e
 • 4 pair 26 AWG stranded • Braid + foil shield
 • Zero Halogen jacket
 • Tested to 10 million flex cycles



HIGH-FLEX SHIELDED CATEGORY 5e
 • 4 pair 26 AWG stranded • Oil resistant jacket
 • Tested to 2.5 million flex cycles • Braid shielding

Item #	Description	Color	1-9	10-24	25-99	100+
--------	-------------	-------	-----	-------	-------	------

Extreme Hi-Flex Oil Resistant Category 5e Patch Cords

This series features 26 AWG stranded conductors and a braid and foil shield. The outer jacket is low-friction halogen-free PUR. This cable has been tested to 10 million flex cycles.

TRD877HF-1	Shielded Cat5e Extreme Hi-Flex Patch Cord, RJ45/RJ45, 1.0ft (0.3m)	Teal	41.75	40.08	38.41	CALL
TRD877HF-2	Shielded Cat5e Extreme Hi-Flex Patch Cord, RJ45/RJ45, 2.0ft (0.6m)	Teal	45.58	43.76	41.94	CALL
TRD877HF-3	Shielded Cat5e Extreme Hi-Flex Patch Cord, RJ45/RJ45, 3.0ft (0.9m)	Teal	49.52	47.54	45.56	CALL
TRD877HF-5	Shielded Cat5e Extreme Hi-Flex Patch Cord, RJ45/RJ45, 5.0ft (1.5m)	Teal	57.29	55.00	52.71	CALL
TRD877HF-7	Shielded Cat5e Extreme Hi-Flex Patch Cord, RJ45/RJ45, 7.0ft (2.1m)	Teal	65.06	62.46	59.86	CALL
TRD877HF-10	Shielded Cat5e Extreme Hi-Flex Patch Cord, RJ45/RJ45, 10.0ft (3.0m)	Teal	76.67	73.60	70.53	CALL
TRD877HF-15	Shielded Cat5e Extreme Hi-Flex Patch Cord, RJ45/RJ45, 15.0ft (4.6m)	Teal	96.15	92.30	88.46	CALL
TRD877HF-25	Shielded Cat5e Extreme Hi-Flex Patch Cord, RJ45/RJ45, 25.0ft (7.6m)	Teal	135.01	129.61	124.21	CALL
TRD877HF-50	Shielded Cat5e Extreme Hi-Flex Patch Cord, RJ45/RJ45, 50.0ft (15.2m)	Teal	232.10	222.81	213.53	CALL
TRD877HF-75	Shielded Cat5e Extreme Hi-Flex Patch Cord, RJ45/RJ45, 75.0ft (22.9m)	Teal	329.29	316.12	302.95	CALL
TRD877HF-100	Shielded Cat5e Extreme Hi-Flex Patch Cord, RJ45/RJ45, 100.0ft (30.4m)	Teal	426.39	409.33	392.28	CALL

Hi-Flex Oil Resistant Category 5e Patch Cords

This series features 26 AWG stranded conductors and a braided shield. The outer jacket is low-friction halogen-free PUR that is perfect for cable track applications.

TRD855HF-1	Shielded Cat5e Hi-Flex Patch Cord, RJ45/RJ45, 1.0ft (0.3m)	Teal	41.96	40.28	38.60	CALL
TRD855HF-2	Shielded Cat5e Hi-Flex Patch Cord, RJ45/RJ45, 2.0ft (0.6m)	Teal	45.58	43.76	41.94	CALL
TRD855HF-3	Shielded Cat5e Hi-Flex Patch Cord, RJ45/RJ45, 3.0ft (0.9m)	Teal	49.21	47.24	45.27	CALL
TRD855HF-5	Shielded Cat5e Hi-Flex Patch Cord, RJ45/RJ45, 5.0ft (1.5m)	Teal	56.46	54.20	51.95	CALL
TRD855HF-7	Shielded Cat5e Hi-Flex Patch Cord, RJ45/RJ45, 7.0ft (2.1m)	Teal	63.72	61.17	58.62	CALL
TRD855HF-10	Shielded Cat5e Hi-Flex Patch Cord, RJ45/RJ45, 10.0ft (3.0m)	Teal	74.60	71.61	68.63	CALL
TRD855HF-15	Shielded Cat5e Hi-Flex Patch Cord, RJ45/RJ45, 15.0ft (4.6m)	Teal	92.73	89.02	85.31	CALL
TRD855HF-25	Shielded Cat5e Hi-Flex Patch Cord, RJ45/RJ45, 25.0ft (7.6m)	Teal	129.00	123.84	118.68	CALL
TRD855HF-50	Shielded Cat5e Hi-Flex Patch Cord, RJ45/RJ45, 50.0ft (15.2m)	Teal	219.66	210.88	202.09	CALL
TRD855HF-75	Shielded Cat5e Hi-Flex Patch Cord, RJ45/RJ45, 75.0ft (22.9m)	Teal	310.33	297.92	285.51	CALL
TRD855HF-100	Shielded Cat5e Hi-Flex Patch Cord, RJ45/RJ45, 100.0ft (30.4m)	Teal	401.00	384.96	368.92	CALL

Item #	Description	Color	1-9	10-24	25-99	100+
--------	-------------	-------	-----	-------	-------	------

Category 5e and 6a RJ45 Outdoor Continuous Flex Oil Resistant Shielded Industrial Ethernet Patch Cords

Designed for industrial or outdoor environments where ordinary patch cables fail, these exclusive ultra flexible Cat5e and 6a patch cord series from L-com is built to take a beating. These cables utilize an outdoor rated FR-TPE (Flame-Retardant Thermoplastic Elastomer) jacket that is resistant to industrial Oils and UV damage while maintaining a CMX flame rating. Double shielding along with L-com's shielded RJ45 connectors remove EMI/RFI interference as a concern for your installation. The cable is EIA568 color-coded for compatibility with standard installations.

TRD855HF0-1	Category 5e Outdoor High Flex Shielded Ethernet Cable, RJ45/RJ45, 1.0ft (0.3m)		41.75	41.75	40.08	CALL
TRD855HF0-3	Category 5e Outdoor High Flex Shielded Ethernet Cable, RJ45/RJ45, 3.0ft (0.9m)		49.52	49.52	47.54	CALL
TRD855HF0-5	Category 5e Outdoor High Flex Shielded Ethernet Cable, RJ45/RJ45, 5.0ft (1.5m)		57.29	57.29	55.00	CALL
TRD855HF0-10	Category 5e Outdoor High Flex Shielded Ethernet Cable, RJ45/RJ45, 10.0ft (3.0m)		76.67	76.67	73.60	CALL
TRD855HF0-25	Category 5e Outdoor High Flex Shielded Ethernet Cable, RJ45/RJ45, 25.0ft (7.6m)		135.01	135.01	129.61	CALL
TRD855HF0-50	Category 5e Outdoor High Flex Shielded Ethernet Cable, RJ45/RJ45, 50.0ft (15.2m)		232.10	232.10	222.81	CALL
TRD855HF0-75	Category 5e Outdoor High Flex Shielded Ethernet Cable, RJ45/RJ45, 75.0ft (22.9m)		329.29	329.29	316.12	CALL
TRD855HF0-100	Category 5e Outdoor High Flex Shielded Ethernet Cable, RJ45/RJ45, 100.0ft (30.5m)		426.39	426.39	409.33	CALL
TRD695AHF-1	Category 6a Outdoor High Flex Shielded Ethernet Cable, RJ45/RJ45, 1.0ft (0.3m)		55.53	55.53	53.31	CALL
TRD695AHF-3	Category 6a Outdoor High Flex Shielded Ethernet Cable, RJ45/RJ45, 3.0ft (0.9m)		62.78	62.78	60.27	CALL
TRD695AHF-5	Category 6a Outdoor High Flex Shielded Ethernet Cable, RJ45/RJ45, 5.0ft (1.5m)		70.04	70.04	67.24	CALL
TRD695AHF-10	Category 6a Outdoor High Flex Shielded Ethernet Cable, RJ45/RJ45, 10.0ft (3.0m)		88.32	88.32	84.78	CALL
TRD695AHF-20	Category 6a Outdoor High Flex Shielded Ethernet Cable, RJ45/RJ45, 20.0ft (6.1m)		124.62	124.62	119.64	CALL
TRD695AHF-25	Category 6a Outdoor High Flex Shielded Ethernet Cable, RJ45/RJ45, 25.0ft (7.6m)		142.81	142.81	137.10	CALL
TRD695AHF-30	Category 6a Outdoor High Flex Shielded Ethernet Cable, RJ45/RJ45, 30.0ft (9.1m)		160.98	160.98	154.54	CALL
TRD695AHF-50	Category 6a Outdoor High Flex Shielded Ethernet Cable, RJ45/RJ45, 50.0ft (15.2m)		233.61	233.61	224.27	CALL

Category 5e and 6a GigE Vision Assemblies

L-com now offers GigE Vision connectors using Category 5e or 6a Ethernet. The GigE connectors are built to the Vision standard and are perfect for machine vision camera and PoE applications. The screw mount hardware is beneficial in many applications where standard RJ45 connectors can become dislodged due to jostling, vibration, ect. These assemblies are built with L-com's outdoor, industrial, high-flex cable and are excellent for industrial, heavy duty and outdoor applications.

TRG513-T6T-1M	Double Shielded Cat5e Industrial/Outdoor Hi-Flex GigE/GigE, 1.0m	Teal	19.64	19.05	18.46	CALL
TRG513-T6T-2M	Double Shielded Cat5e Industrial/Outdoor Hi-Flex GigE/GigE, 2.0m	Teal	31.86	30.91	29.95	CALL
TRG513-T6T-3M	Double Shielded Cat5e Industrial/Outdoor Hi-Flex GigE/GigE, 3.0m	Teal	44.40	43.07	41.74	CALL
TRG513-T6T-5M	Double Shielded Cat5e Industrial/Outdoor Hi-Flex GigE/GigE, 5.0m	Teal	60.98	59.15	57.32	CALL
TRG513-T6T-10M	Double Shielded Cat5e Industrial/Outdoor Hi-Flex GigE/GigE, 10.0m	Teal	115.48	112.02	108.56	CALL
TRG514-T6T-1M	Double Shielded Cat5e Industrial/Outdoor Hi-Flex RJ45/GigE, 1.0m	Teal	18.29	17.74	17.19	CALL
TRG514-T6T-2M	Double Shielded Cat5e Industrial/Outdoor Hi-Flex RJ45/GigE, 2.0m	Teal	30.62	29.70	28.78	CALL
TRG514-T6T-3M	Double Shielded Cat5e Industrial/Outdoor Hi-Flex RJ45/GigE, 3.0m	Teal	42.95	41.66	40.37	CALL
TRG514-T6T-5M	Double Shielded Cat5e Industrial/Outdoor Hi-Flex RJ45/GigE, 5.0m	Teal	59.74	57.94	56.15	CALL
TRG514-T6T-10M	Double Shielded Cat5e Industrial/Outdoor Hi-Flex RJ45/GigE, 10.0m	Teal	114.24	110.81	107.39	CALL
TRG513-T4S-1M	Double Shielded Cat5e Industrial/Armored Hi-Flex GigE/GigE, 1.0m	Teal	41.91	40.66	39.40	CALL
TRG513-T4S-2M	Double Shielded Cat5e Industrial/Armored Hi-Flex GigE/GigE, 2.0m	Teal	60.77	58.95	57.13	CALL
TRG513-T4S-3M	Double Shielded Cat5e Industrial/Armored Hi-Flex GigE/GigE, 3.0m	Teal	79.01	76.64	74.27	CALL
TRG513-T4S-5M	Double Shielded Cat5e Industrial/Armored Hi-Flex GigE/GigE, 5.0m	Teal	119.73	116.14	112.55	CALL
TRG513-T4S-10M	Double Shielded Cat5e Industrial/Armored Hi-Flex GigE/GigE, 10.0m	Teal	210.30	203.99	197.68	CALL
TRG616-T6T-1M	Double Shielded Cat6a Industrial/Outdoor Hi-Flex GigE/GigE, 1.0m	Teal	23.26	22.56	21.87	CALL
TRG616-T6T-2M	Double Shielded Cat6a Industrial/Outdoor Hi-Flex GigE/GigE, 2.0m	Teal	38.18	37.04	35.89	CALL
TRG616-T6T-3M	Double Shielded Cat6a Industrial/Outdoor Hi-Flex GigE/GigE, 3.0m	Teal	52.38	50.81	49.24	CALL
TRG616-T6T-5M	Double Shielded Cat6a Industrial/Outdoor Hi-Flex GigE/GigE, 5.0m	Teal	71.34	69.20	67.06	CALL
TRG616-T6T-10M	Double Shielded Cat6a Industrial/Outdoor Hi-Flex GigE/GigE, 10.0m	Teal	137.66	133.53	129.40	CALL
TRG617-T6T-1M	Double Shielded Cat6a Industrial/Outdoor Hi-Flex RJ45/GigE, 1.0m	Teal	21.60	20.96	20.31	CALL
TRG617-T6T-2M	Double Shielded Cat6a Industrial/Outdoor Hi-Flex RJ45/GigE, 2.0m	Teal	36.53	35.43	34.33	CALL
TRG617-T6T-3M	Double Shielded Cat6a Industrial/Outdoor Hi-Flex RJ45/GigE, 3.0m	Teal	50.72	49.20	47.68	CALL
TRG617-T6T-5M	Double Shielded Cat6a Industrial/Outdoor Hi-Flex RJ45/GigE, 5.0m	Teal	69.79	67.69	65.60	CALL
TRG617-T6T-10M	Double Shielded Cat6a Industrial/Outdoor Hi-Flex RJ45/GigE, 10.0m	Teal	136.14	132.05	127.97	CALL

Category 5e and Category 6 Unshielded Outdoor Rated Cables

Looking for a simple and inexpensive Ethernet cable for an outdoor run? L-com's unshielded outdoor cables will fit your needs. Solid conductor cables with UV rated, gel-filled jackets are suitable for braving the elements. See L-com.com for complete listings and our custom cable configurator to make your own lengths.

TRD855OD-5	Unshielded Cat5e Outdoor Cable Assembly, 5.0ft (1.5m)	Black	41.44	38.95	36.47	CALL
TRD855OD-10	Unshielded Cat5e Outdoor Cable Assembly, 10.0ft (3.0m)	Black	46.62	43.82	41.02	CALL
TRD855OD-25	Unshielded Cat5e Outdoor Cable Assembly, 25.0ft (7.6m)	Black	62.16	58.43	54.70	CALL
TRD855OD-50	Unshielded Cat5e Outdoor Cable Assembly, 50.0ft (15.2m)	Black	88.07	82.78	77.50	CALL
TRD855OD-100	Unshielded Cat5e Outdoor Cable Assembly, 100.0ft (30.4m)	Black	139.88	131.48	123.09	CALL
TRD695OD-5	Unshielded Cat6 Outdoor Cable Assembly, 5.0ft (1.5m)	Black	44.55	41.87	39.20	CALL
TRD695OD-10	Unshielded Cat6 Outdoor Cable Assembly, 10.0ft (3.0m)	Black	49.73	46.74	43.76	CALL
TRD695OD-25	Unshielded Cat6 Outdoor Cable Assembly, 25.0ft (7.6m)	Black	67.34	63.30	59.26	CALL
TRD695OD-50	Unshielded Cat6 Outdoor Cable Assembly, 50.0ft (15.2m)	Black	92.21	86.68	81.15	CALL
TRD695OD-100	Unshielded Cat6 Outdoor Cable Assembly, 100.0ft (30.4m)	Black	145.06	136.35	127.65	CALL

IP67 Rated RJ45 Cable Glands

L-com offers a versatile solution for running RJ45 connections into enclosures and panels. The CG-XX series feature EPDM rubber gaskets to keep moisture and dust out of your critical LAN connections. These cable glands can be used for wired LAN applications as well as WiFi wireless installations.

CG-CRJ	IP67 RJ45 Feed-Through Cable Gland with 14.5" (36.8cm) Pigtail		9.95	9.75	9.55	CALL
CG-RJ	IP67 RJ45 Feed-Through Cable Gland, One Way Style		7.72	7.57	7.41	CALL
CG-DRJ	IP67 RJ45 Feed-Through Cable Gland, Two Way Style		9.95	9.75	9.55	CALL

Surface Mounted Jacks - Feature Standard Screw Connections and Snap Covers


Eliminating the cover retaining screw and pre-wiring the jack assembly to the terminals reduces installation time. Packaging includes double-sided adhesive tape for mounting on desks, cabinets or where attaching with wood screws is objectionable.


TDA310-4C	Modular Surface Mount Jack, Side Access, RJ11 (6x4)	Beige	2.33	2.14	1.96	CALL
TDA310-6C	Modular Surface Mount Jack, Side Access, RJ12 (6x6)	Beige	2.85	2.62	2.39	CALL
RJ31X	Modular Surface Mount Jack, with Shorting Bars, RJ45 (8x8)	Beige	5.13	4.72	4.31	CALL

Surface Mounted Jack - Narrow Type for High-Density Applications

Measuring less than 1.7" (4.3cm) in width with cable entrance in the rear and supplied with wood mounting screws and two-sided adhesive tape. Screw terminal wiring.

TDA306-6C	Modular Surface Mount Jack, End Access, RJ12 (6x6)	Beige	2.85	2.62	2.39	CALL
-----------	--	-------	------	------	------	------





L-com's Tool-less Jack Series


For the best performance with a unique IDC connection that is easy to use and reliable, L-com's tool-less jacks are the answer. This simple wire guide makes it effortless for users to terminate their conductors securely. Each jack is intelligently designed into a compact and efficient body. Jacks are also available with a flanged connector for installation in panels too thick for a standard keystone.

How to terminate a keystone tool-less jack

Online Video

L-com.com/Videos/A26

Tool-less termination speeds installations



Item #	Description	Color	1-9	10-24	25-99	100+
--------	-------------	-------	-----	-------	-------	------

Category 5e - Tool-less Keystone Jacks

RJTL05E-WT	Category 5e Tool-less Keystone Jack, RJ45 (8x8) 568A/B	White	6.17	5.55	4.93	CALL
RJTL05E-IV	Category 5e Tool-less Keystone Jack, RJ45 (8x8) 568A/B	Ivory	5.34	4.80	4.27	CALL
RJTL05E-BLK	Category 5e Tool-less Keystone Jack, RJ45 (8x8) 568A/B	Black	6.17	5.55	4.93	CALL

Category 6 - Tool-less Keystone Jacks

RJTL06-WT	Category 6 Tool-less Keystone Jack, RJ45 (8x8) 568A/B	White	6.37	5.74	5.10	CALL
RJTL06-IV	Category 6 Tool-less Keystone Jack, RJ45 (8x8) 568A/B	Ivory	7.20	6.48	5.76	CALL
RJTL06-BLK	Category 6 Tool-less Keystone Jack, RJ45 (8x8) 568A/B	Black	7.20	6.48	5.76	CALL

Shielded Category 6a - Tool-less Jack

RJTL06A-S	Shielded Category 6a Tool-less Keystone Jack, RJ45 (8x8) 568A/B	Silver	16.53	15.21	13.88	CALL
-----------	---	--------	-------	-------	-------	------

Category 5e, 6 and 6a - 110 Keystone Jacks - 90 Degree Style

L-com's keystone 110 punch down style connectors offer users simple installation via the popular 110 punch down style connecting system. Each jack is color coded for the EIA/TIA568 A and B standards.

MJS110C5E-WT	Category 5e Keystone Jack, 110/RJ45 (8x8) 568A/B	White	3.57	3.22	2.86	CALL
MJS110C5E-IV	Category 5e Keystone Jack, 110/RJ45 (8x8) 568A/B	Ivory	3.57	3.22	2.86	CALL
MJS110C5E-BLK	Category 5e Keystone Jack, 110/RJ45 (8x8) 568A/B	Black	3.57	3.22	2.86	CALL
MJS110C5E-YL	Category 5e Keystone Jack, 110/RJ45 (8x8) 568A/B	Yellow	3.57	3.22	2.86	CALL
MJS110C5E-BL	Category 5e Keystone Jack, 110/RJ45 (8x8) 568A/B	Blue	3.57	3.22	2.86	CALL
MJS110C5E-RD	Category 5e Keystone Jack, 110/RJ45 (8x8) 568A/B	Red	3.57	3.22	2.86	CALL
MJS110C6-WT	Category 6 Keystone Jack, 110/RJ45 (8x8) 568A/B	White	4.40	3.96	3.52	CALL
MJS110C6-IV	Category 6 Keystone Jack, 110/RJ45 (8x8) 568A/B	Ivory	4.40	3.96	3.52	CALL
MJS110C6-BLK	Category 6 Keystone Jack, 110/RJ45 (8x8) 568A/B	Black	4.40	3.96	3.52	CALL
MJS110C6-YL	Category 6 Keystone Jack, 110/RJ45 (8x8) 568A/B	Yellow	4.40	3.96	3.52	CALL
MJS110C6-BL	Category 6 Keystone Jack, 110/RJ45 (8x8) 568A/B	Blue	4.40	3.96	3.52	CALL
MJS110C6-RED	Category 6 Keystone Jack, 110/RJ45 (8x8) 568A/B	Red	4.09	3.68	3.27	CALL

Shielded Category 5e, 6 and 6a Jacks

L-com's shielded modular jacks offer users a complete solution to EMI/RFI problems. By utilizing fully shielded jacks and connecting hardware, users can reduce the effects of interference on the network data transmissions. All jacks feature 110-style punch down connections for fast and easy termination.

MJS110C5E-S	Shielded Category 5e Keystone Jack, 110/RJ45 (8x8) 568A/B	Silver	6.17	5.55	4.93	CALL
MJS110C6-S	Shielded Category 6 Keystone Jack, 110/RJ45 (8x8) 568A/B	Silver	7.20	6.48	5.76	CALL
RJ110C6A-S	Shielded Category 6a Keystone Jack, 110/RJ45 (8x8) 568A/B	Silver	15.49	14.25	13.01	CALL

Category 5e and Category 6 Keystone Jack Kits - 110/RJ45 EIA568A/B

These unique panel mount RJ45 connector kits allow keystone style 110 IDC connectors to be mounted into panels thicker than 0.062" (0.2cm). Packaged as a kit, including the flange, two 4-40 screws, and one RJ45 Cat5e or Cat6 jack.

ECF110C5E-BLK	Category 5e Keystone Jack, 110/RJ45 (8x8) 568A/B	Black	6.74	6.60	6.33	CALL
ECF110C5E-BL	Category 5e Keystone Jack, 110/RJ45 (8x8) 568A/B	Blue	6.74	6.60	6.33	CALL
ECF110C5E-IV	Category 5e Keystone Jack, 110/RJ45 (8x8) 568A/B	Ivory	6.74	6.60	6.33	CALL
ECF110C5E-WT	Category 5e Keystone Jack, 110/RJ45 (8x8) 568A/B	White	6.74	6.60	6.33	CALL
ECF110C5E-YL	Category 5e Keystone Jack, 110/RJ45 (8x8) 568A/B	Yellow	6.74	6.60	6.33	CALL
ECF110C5E-S	Shielded Category 5e Keystone Jack, 110/RJ45 (8x8) 568A/B	Silver	7.88	7.72	7.40	CALL
ECF110C6-BLK	Category 6 Keystone Jack, 110/RJ45 (8x8) 568A/B	Black	9.01	8.83	8.47	CALL
ECF110C6-BL	Category 6 Keystone Jack, 110/RJ45 (8x8) 568A/B	Blue	9.01	8.83	8.47	CALL
ECF110C6-IV	Category 6 Keystone Jack, 110/RJ45 (8x8) 568A/B	Ivory	9.01	8.83	8.47	CALL
ECF110C6-WT	Category 6 Keystone Jack, 110/RJ45 (8x8) 568A/B	White	9.01	8.83	8.47	CALL
ECF110C6-YL	Category 6 Keystone Jack, 110/RJ45 (8x8) 568A/B	Yellow	9.01	8.83	8.47	CALL
ECF110C6-S	Shielded Category 6 Keystone Jack, 110/RJ45 (8x8) 568A/B	Silver	10.15	9.95	9.55	CALL

Category 5e and Category 6 Tool-less Keystone Jack Kits - RJ45 EIA568A/B

The ECFRJTL series of panel mount RJ45 connector kits allow L-com's tool-less RJ45 keystone connectors to mount into panels thicker than 0.062" (0.2cm). Packaged as a kit, including the flange, two 4-40 screws, and one RJ45 Cat5e or Cat6 jack.

ECFRJTL05E-BLK	Category 5e Keystone Jack, 110/RJ45 (8x8) 568A/B	Black	10.21	9.19	8.17	CALL
ECFRJTL05E-IV	Category 5e Keystone Jack, 110/RJ45 (8x8) 568A/B	Ivory	10.21	9.19	8.17	CALL
ECFRJTL05E-WT	Category 5e Keystone Jack, 110/RJ45 (8x8) 568A/B	White	10.21	9.19	8.17	CALL
ECFRJTL06-BLK	Category 6 Keystone Jack, 110/RJ45 (8x8) 568A/B	Black	11.35	10.21	9.08	CALL
ECFRJTL06-IV	Category 6 Keystone Jack, 110/RJ45 (8x8) 568A/B	Ivory	11.35	10.21	9.08	CALL

ECF Keystone Panel Adapters - Pkg / 25

L-com now offers convenient bags of 25 of our ECF style flanges for use in patch panel and enclosure designs which require L-com's unique ECF flanges. These rugged flanges are perfect for use with Category 3/5/5e/6/6a keystone couplers.

ECF-SK-25	ECF Keystone Panel Adapter Kit, Pkg/25	Silver	31.03	28.55	26.07	CALL
-----------	--	--------	-------	-------	-------	------

Item #	Description	Color	1-9	10-24	25-99	100+
--------	-------------	-------	-----	-------	-------	------

Category 3 RJ12 110 Keystone Jacks - Telephone and Data Applications

L-com's keystone Category 3 110 punch style connectors offer an economical choice with the popular 110-punch style connection system. Each jack is color coded for both the EIA and USOC standards for compatibility with any installation. Large volume quotations are available for installers and contractors looking to save money. Contact us today.

MJS110RJ12-WT	Category 3 RJ12 IDC Keystone Jack	White	3.06	2.75	2.45	CALL
---------------	-----------------------------------	-------	------	------	------	------



Category 5e Economy 110 IDC Keystone Jacks - Package of 25

This economy series offers true Category 5e performance with an installer friendly price. Packaged 25 pieces per bag.

RJE110C5E90-PK	Category 5e Economy 110 IDC Keystone Jacks - Package of 25	White	41.40	40.15	38.91	CALL
----------------	--	-------	-------	-------	-------	------




Item #	Description	Color	List Price
--------	-------------	-------	------------

Premium Category 6 RJ45 - 110 Keystone Jack - 90 Degree Style

OCC's Category 6 Keystone jacks offer printed circuit board technology that provides best-in-class Category 6 component performance. With standard 110-styl terminations, OCC's Category 6 jacks are ETL verified to TIA 568-C.2 Category 6 specifications. Contact us today with your project needs.


MK110C6-BLK	Category 6 Keystone Jack, 110/RJ45 (8x8) EIA568A/B	Black	6.94
MK110C6-BLU	Category 6 Keystone Jack, 110/RJ45 (8x8) EIA568A/B	Blue	6.94
MK110C6-GRN	Category 6 Keystone Jack, 110/RJ45 (8x8) EIA568A/B	Green	6.94
MK110C6-GRY	Category 6 Keystone Jack, 110/RJ45 (8x8) EIA568A/B	Gray	6.94
MK110C6-ORN	Category 6 Keystone Jack, 110/RJ45 (8x8) EIA568A/B	Orange	6.94
MK110C6-RED	Category 6 Keystone Jack, 110/RJ45 (8x8) EIA568A/B	Red	6.94
MK110C6-W	Category 6 Keystone Jack, 110/RJ45 (8x8) EIA568A/B	White	6.94
MK110C6-Y	Category 6 Keystone Jack, 110/RJ45 (8x8) EIA568A/B	Yellow	6.94



Premium Category 5e RJ45 - 110 Keystone Jack - 90 Degree Style

The OCC Category 5e Keystone Modular Jack is a great alternative for high-density applications. Featuring a lower profile and a snap-in design, these Category 5e jacks offer exceptional performance that exceeds industry standards. Offering Universal T568A/B wiring and component compliance to Cat 5e specifications, these Keystone jacks feature OCC's patented PC board technology.

MK110C5E-BLK	Category 5e Keystone Jack, 110/RJ45 (8x8) EIA568A/B	Black	5.34
MK110C5E-BLU	Category 5e Keystone Jack, 110/RJ45 (8x8) EIA568A/B	Blue	5.34
MK110C5E-BW	Category 5e Keystone Jack, 110/RJ45 (8x8) EIA568A/B	Bright White	5.34
MK110C5E-GRN	Category 5e Keystone Jack, 110/RJ45 (8x8) EIA568A/B	Green	5.34
MK110C5E-GRY	Category 5e Keystone Jack, 110/RJ45 (8x8) EIA568A/B	Gray	5.34
MK110C5E-IV	Category 5e Keystone Jack, 110/RJ45 (8x8) EIA568A/B	Ivory	5.34
MK110C5E-ORN	Category 5e Keystone Jack, 110/RJ45 (8x8) EIA568A/B	Orange	5.34
MK110C5E-RED	Category 5e Keystone Jack, 110/RJ45 (8x8) EIA568A/B	Red	5.34
MK110C5E-W	Category 5e Keystone Jack, 110/RJ45 (8x8) EIA568A/B	White	5.34
MK110C5E-Y	Category 5e Keystone Jack, 110/RJ45 (8x8) EIA568A/B	Yellow	5.34




Item #	Description	Color	1-9	10-24	25-99	100+
--------	-------------	-------	-----	-------	-------	------

Category 5e RJ45 - 110 Keystone Jack - Traditional 180 Degree Style

The traditional 180° design has the 110 connectors parallel to the modular plug entry. This jack is EIA568A/B dual color coded.


RJ110C5B-I	Category 5e Keystone Jack, 110/RJ45 (8x8) EIA568A/B	Ivory	7.20	7.06	6.91	CALL
------------	---	-------	------	------	------	------



10 Position Category 5 and USOC - 110 IDC Keystone Jacks - Traditional 180 Degree Style

These 10 position 10 contact keystone style jacks are an ideal solution in applications where additional contacts are required. The traditional 180° design has the 110 connectors parallel to the modular plug entry. Category 5 version is dual color coded, compatible with EIA568A and B wiring with position 1 and 10 populated.


EC1107B-USOC	Keystone IDC - 10P10C Jack, USOC	Black	7.82	7.20	6.57	CALL
EC1107B-10C5	Keystone IDC - 10P10C Jack, Cat5-568A/B	Black	7.82	7.20	6.57	CALL



Miscellaneous Keystone Jacks - Coaxial, and Fiber Couplers

Add more than just data and telephone connections to workstation outlets. L-com features coaxial, and fiber adapters designed to fit our wall plate systems.


MJSCPF-WT	Keystone Coaxial Type F Coupler Insert	White	1.81	1.67	1.52	CALL
MJSCPSC-WT	Keystone Fiber SC Coupler Insert	White	6.68	6.15	5.61	CALL
MJSCVR-WT	Keystone Blank Insert	White	0.47	0.46	0.44	CALL
MJSCBNC-IV	Keystone BNC Coupler Insert	Ivory	4.09	3.97	3.85	CALL
MJSCVR-IV	Keystone Blank Insert	Ivory	0.47	0.46	0.44	CALL



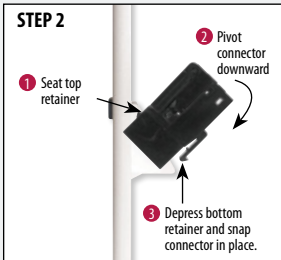
Tip *How to install a keystone style connector into a wall plate*

Online Video


www.l-com.com/Videos/A12




Align the connector with the wall plate with the spring retainer side down for 45 degree entry plates (as shown) or spring retainer side up for standard entry wall plates.



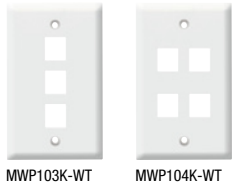


Seat fixed retainer first. Pivot connector down towards the spring retainer while depressing the spring retainer. Press connector into plate until retainer snaps and locks firmly in place.



The wall plate can now be installed and cables attached.





Item #	Description	Color	1-9	10-24	25-99	100+
--------	-------------	-------	-----	-------	-------	------

Flush Mount Wall Plates that Accept Keystone Jacks

The flush mount wall plate series offers a choice of keystone port options for users to configure each workstation outlet for individual needs. These wall plates come in a choice of White or Ivory and can accept up to four keystone inserts.

MWP101K-WT	Flush Wall Plate for 1 Keystone Jack	White	1.81	1.67	1.52	CALL
MWP102K-WT	Flush Wall Plate for 2 Keystone Jacks	White	1.81	1.67	1.52	CALL
MWP103K-WT	Flush Wall Plate for 3 Keystone Jacks	White	1.81	1.67	1.52	CALL
MWP104K-WT	Flush Wall Plate for 4 Keystone Jacks	White	1.81	1.67	1.52	CALL
MWP101K-IV	Flush Wall Plate for 1 Keystone Jack	Ivory	1.81	1.67	1.52	CALL
MWP102K-IV	Flush Wall Plate for 2 Keystone Jacks	Ivory	1.81	1.67	1.52	CALL
MWP103K-IV	Flush Wall Plate for 3 Keystone Jacks	Ivory	1.81	1.67	1.52	CALL

Stainless Wall Plates for Usage in High EMI/RFI Environments or Medical Applications

These stainless wall plates offer users a clean finish for information outlets in environments where traditional plastic wall plates are not suitable.

ECP001	Stainless Wall Plate for 1 Keystone Jack	Silver	3.06	3.00	2.87	CALL
ECP002	Stainless Wall Plate for 2 Keystone Jacks	Silver	3.06	3.00	2.87	CALL

Flush Mount Wall Plates with Shutter Doors

For a professional look to any installation select L-com's Keystone wall plates. The flush mount design maintains a low profile with the wall and the integrated shutter door prevents dust/debris from getting into the ports. They are available in a choice of keystone port options for you to configure each workstation outlet for individual needs. We stock large quantities of plates that can accept up to four keystone inserts. Contact us for your next project.

- Flush mount Keystone wall plates with a smooth gloss finish
- Integrated shutter prevents dust and debris from entering the port
- No visible mounting hardware for a clean finished look
- Available with up to 4 Keystone ports
- Contractor quotations welcome for large quantities or custom colors

MWP401K-WT	Flush Mount Wall Plate for 1 Keystone Jack	White	3.37	3.10	2.83	CALL
MWP402K-WT	Flush Mount Wall Plate for 2 Keystone Jacks	White	3.57	3.29	3.00	CALL
MWP403K-WT	Flush Mount Wall Plate for 3 Keystone Jacks	White	3.89	3.57	3.26	CALL
MWP404K-WT	Flush Mount Wall Plate for 4 Keystone Jacks	White	4.09	3.77	3.44	CALL

Tip How to easily panel mount a Keystone style connector

Keystone style refers to the snap-in mounting mechanism that many manufacturers have adopted. It is simple, requires no tools and is easily removable.

STEP 1

L-com's two piece wall plate design hides the screw holes from view to provide a sleek, clean display.

STEP 2

1 Seat fixed retainer first
2 Pivot connector upward
3 Depress top retainer and snap connector in place.

Seat bottom retainer and pivot connector upward while depressing upper retainer.

STEP 3

Connector fully seated

Slide the dust cover up to connect a cable assembly. The dust cover will slide closed when nothing is connected.

Item #	Description	Color	List Price
--------	-------------	-------	------------

L-com Isolator Wall Plates for 10/100 Ethernet Networks

L-com's Ethernet Isolator wall plates are fully self-contained devices that protect valuable network equipment from damaging surges and power anomalies that commonly occur across network cabling. Operation and installation is quick and easy. Simply plug these devices in-line between the cabling behind the wall and the patch cable that normally attaches the equipment to the network. These isolators are available in Stainless Steel or Ivory High Impact ABS Plastic. Each unit is fully RoHS compliant and has been certified to meet the IEC 6060-1 Medical Device Safety Standard making them ideal for hospital and medical laboratory environments.

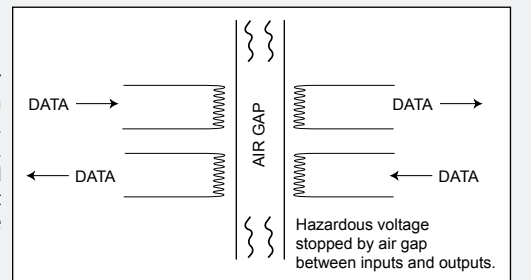
6000691-L	10/100 Base-T Ethernet Data Isolator, Stainless	Silver	108.79
6000693-L	10/100 Base-T Ethernet Data Isolator, Plastic	Ivory	113.93

Medical Grade
Meets IEC 6060-1 Medical Device Safety Standards

6000691-L 6000693-L

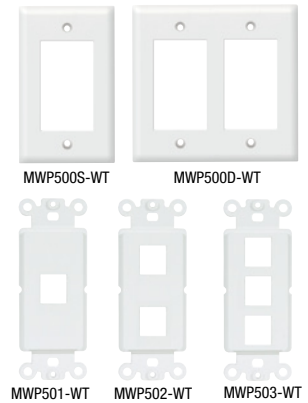

Tip How isolation works

Isolators place a physical barrier between your computer or other device and the network cables that are attached to it. Only data can travel across this barrier through the coupling of magnetic fields. Hazardous voltages and ground potential differences are blocked. Surge suppressors don't electrically separate the connected equipment - they use special components to limit the energy that can travel through a data connection. Isolators eliminate the wire connections that surge suppressors don't.



Decora Style Wall Plate System with Keystone Ports

Combine all your cable connections into L-com's Decora style wall plates. This popular design provides a clean, modern look to cable connections in a finished room. With support for up to three keystone jacks, you can easily combine all your telephone, network, and video connections needs in one Decora plate for a professional, finished appearance. Volume discounts are available; contact us today with your project needs.



Item #	Description	Color	1-9	10-24	25-99	100+
MWP500S-WT	Decora Style Single Gang Wall Plate	White	1.50	1.38	1.26	CALL
MWP500D-WT	Decora Style Double Gang Wall Plate	White	2.02	1.86	1.70	CALL
MWP501-WT	Decora Style Wall Plate Insert with 1 Keystone Port	White	1.81	1.67	1.52	CALL
MWP502-WT	Decora Style Wall Plate Insert with 2 Keystone Ports	White	1.92	1.76	1.61	CALL
MWP503-WT	Decora Style Wall Plate Insert with 3 Keystone Ports	White	2.02	1.86	1.70	CALL

Decora Style Wall Plate System with Keystone Ports

Category 5e, 6 and 6a - 110 Keystone Jacks - 90 Degree Style

L-com's keystone 110 punch down style connectors offer users simple installation via the popular 110 punch down style connecting system. Each jack is color coded for the EIA/TIA568 A and B standards.


MJS110C5E-WT	Category 5e Keystone Jack, 110/RJ45 (8x8) 568A/B	White	3.57	3.22	2.86	CALL
MJS110C5E-IV	Category 5e Keystone Jack, 110/RJ45 (8x8) 568A/B	Ivory	3.57	3.22	2.86	CALL
MJS110C5E-BLK	Category 5e Keystone Jack, 110/RJ45 (8x8) 568A/B	Black	3.57	3.22	2.86	CALL
MJS110C5E-YL	Category 5e Keystone Jack, 110/RJ45 (8x8) 568A/B	Yellow	3.57	3.22	2.86	CALL
MJS110C5E-BL	Category 5e Keystone Jack, 110/RJ45 (8x8) 568A/B	Blue	3.57	3.22	2.86	CALL
MJS110C5E-RD	Category 5e Keystone Jack, 110/RJ45 (8x8) 568A/B	Red	3.57	3.22	2.86	CALL
MJS110C6-WT	Category 6 Keystone Jack, 110/RJ45 (8x8) 568A/B	White	4.40	3.96	3.52	CALL
MJS110C6-IV	Category 6 Keystone Jack, 110/RJ45 (8x8) 568A/B	Ivory	4.40	3.96	3.52	CALL
MJS110C6-BLK	Category 6 Keystone Jack, 110/RJ45 (8x8) 568A/B	Black	4.40	3.96	3.52	CALL
MJS110C6-YL	Category 6 Keystone Jack, 110/RJ45 (8x8) 568A/B	Yellow	4.40	3.96	3.52	CALL
MJS110C6-BL	Category 6 Keystone Jack, 110/RJ45 (8x8) 568A/B	Blue	4.40	3.96	3.52	CALL
MJS110C6-RED	Category 6 Keystone Jack, 110/RJ45 (8x8) 568A/B	Red	4.09	3.68	3.27	CALL



Wall Plate Mounting Bracket for Class 2 Wiring

The wall plate mounting bracket is an excellent aid for electricians and cable installers to mount single gang wall plates at any convenient wallboard location. There is no need for traditional metal boxes which inhibit the installation of coaxial and data cables. Furthermore, users can make use of the complete wall cavity to hold excess cable and avoid sharp bends. These brackets have universally spaced threaded holes to accept any standard single or double gang wall plate. It's simple to install, just start by making a 2.125"W x 3.625"H (5.4cm x 9.2cm, single gang) or 3.875"W x 3.625"H (9.8cm x 9.2cm, double gang) rectangular hole and then tighten the built-in mounting screws. Large quantity pricing for installation contractors is available upon request.


WPMB1	Wall Plate Mounting Bracket for Class 2 Wiring, Single Gang	3.06	2.81	2.57	CALL
WPMB2	Wall Plate Mounting Bracket for Class 2 Wiring, Double Gang	4.09	3.77	3.44	CALL



Shielded Category 5e and 6 Surface Mount Boxes

L-com's Shielded Modular Surface Mount Boxes offer users a complete solution to EMI/RFI problems. By utilizing fully shielded jacks and connecting hardware, users can reduce the effects of interference on the network data transmissions. All jacks feature 110-style punch down connections for fast and easy termination. Surface mount boxes come pre-installed with shielded jacks.

SMB110C5ES-S	Shielded Category 5e Surface Mount Jack with 1 RJ45 (8x8) 568A/B	8.24	7.58	6.92	CALL
SMB110C6S-S	Shielded Category 6 Surface Mount Jack with 1 RJ45 (8x8) 568A/B	10.31	9.49	8.66	CALL
SMD110C5ED-S	Shielded Category 5e Surface Mount Jack with 2 RJ45s (8x8) 568A/B	12.38	11.39	10.40	CALL

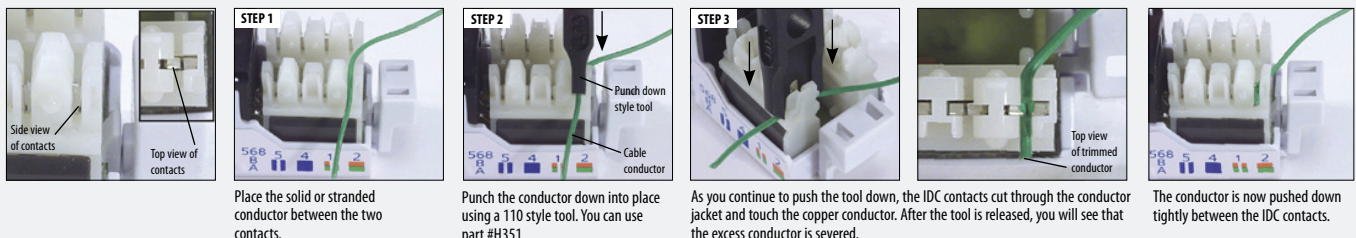



Surface Mount Boxes for Keystone Jacks

These one and two port surface mount boxes can accept standard keystone insert options. These boxes feature a location for icon inserts to identify each port for the connection type.

SMB01K-WT	Surface Mount Box for 1 Keystone Insert	White	2.02	1.86	1.70	CALL
SMB01K-IV	Surface Mount Box for 1 Keystone Insert	Ivory	2.02	1.86	1.70	CALL

Tip How does a 110 IDC contact work?





DCWM110C5E-12

DCWM110C6-12

DCP110C5E-24

DCP110C5E-48

DCP110C6-24

DCP110C6-48

MRP110C6-48


DCPT100BT24

DCP110C5E-24S

DCP110C5E-48S

DCP110C6-24S

DCP110C6-48S



110 blocks are protected by metal cover

Item #	Description	1-9	10-24	25-99	100+
--------	-------------	-----	-------	-------	------

110 Style Accessories - The Most Popular Way to Achieve Category 5e and 6 Performance

The 110 connect system is a high performance means of terminating UTP wiring and it is currently the most popular choice in installations. This system utilizes wiring blocks, connecting blocks, patch panels, 24 AWG UTP cabling and patch cords.

Most 110 style wiring blocks come pre-configured to a number of RJ45 ports, allowing easy patching with RJ45-RJ45 data grade patch cords. L-com offers a variety of common 110 style components. Other styles and configurations can be supplied on a custom basis; call our Technical Support Department for assistance.

Category 5e Wall Mount 12 Port Patch Panel

The Category 5e wall mount 12 port patch panel offers users an economical way to terminate smaller groups of connections without the need to install a rack system. Each block features industry standard 110 style connections and write-on surfaces for port identification. These panels are universally marked for EIA568A and EIA568B color codes.

DCWM110C5E-12	Category 5e Patch Panel, 12 Port EIA568A/B	49.74	45.76	41.78	CALL
---------------	--	-------	-------	-------	------

Category 6 Wall Mount 12 Port Patch Panel

The Category 6 wall mount 12 port patch panel offers users high performance in a small package. Users can terminate Category 6 cabling without the need to install a rack system. Each block features industry standard 110 style connections and write-on surfaces for port identification. These panels are universally marked for EIA568A and EIA568B color codes.

DCWM110C6-12	Category 6 Patch Panel, 12 Port EIA568A/B	55.95	51.48	47.00	CALL
--------------	---	-------	-------	-------	------

Category 5e 19" (48.3cm) Rack Mount Patch Panel - 24 and 48 Port

L-com's Category 5e 19" (48.3cm) rack mount patch panels come pre-configured in 24 and 48 port versions. These panels feature industry standard 110 punch-down style termination for quick installation. Users can identify ports by either writing directly on the screened in label surfaces or using a regular label printer to create labels. Each port is EIA568A/B color encoded for compatibility with all types of network jacks and cabling.

DCP110C5E-24	Category 5e Patch Panel, 24 Port EIA568A/B	110.87	102.00	93.13	CALL
DCP110C5E-48	Category 5e Patch Panel, 48 Port EIA568A/B	245.58	225.93	206.29	CALL

Category 6 19" (48.3cm) Rack Mount Patch Panel - 24 and 48 Port

For enhanced performance users can choose L-com's Category 6 rack mount patch panels. These panels feature Category 6 performance for today's high-speed network installations. Installers will find easy to use 110 style punch down terminals for quick installation. Each port is EIA568A/B color encoded for compatibility with all types of network jacks and cabling.

DCP110C6-24	Category 6 Patch Panel, 24 Port EIA568A/B	170.97	157.30	143.62	CALL
DCP110C6-48	Category 6 Patch Panel, 48 Port EIA568A/B	281.85	259.30	236.75	CALL
MRP110C6-48	Category 6 Patch Panel, 48 Port EIA568A/B (Write-on Surface for Port ID)	227.96	209.73	191.49	CALL

100Base-T, Category 5 Telco Patch Panels - 24 Port

These low profile, high density Telco patch panels provide the ability to connect up to 24 Cat5 Ethernet patch cords to four 25 pair Telco style interface connectors, while maintaining Category 5 100 Base-T performance throughout the cabling system.

DCPT100BT24	Category 5 Patch Panel 1U High, 24 Port Telco	113.98	104.86	95.74	CALL
-------------	---	--------	--------	-------	------

24/48 Port Category 5e/6 Shielded 19" (48.3cm) Patch Panel - Industrial Grade

These Category 5e/6 rack panels are fully shielded for use in areas with high levels of noise and EMI. Commonly used in industrial environments the panels are made using heavy gauge sheet metal that fully encloses over the circuit board and cable terminations for ultimate shielding. Permanent connections are made to 110 style IDC contacts and patching is made through shielded RJ45 (8x8) modular connectors. These panels mount into standard 19" (48.3cm) racks and take 1U of rack height 1.75" (4.4cm). Compatible with EIA568A or B wiring schemes. 18 AWG grounding wire included.


DCP110C5E-24S	Category 5e Patch Panel, 24 Port Shielded EIA568A/B	169.94	156.34	142.75	CALL
DCP110C5E-48S	Category 5e Patch Panel, 48 Port Shielded EIA568A/B	290.14	266.93	243.71	CALL
DCP110C6-24S	Category 6 Patch Panel, 24 Port Shielded EIA568A/B	224.86	206.87	188.88	CALL
DCP110C6-48S	Category 6 Patch Panel, 48 Port Shielded EIA568A/B	327.44	301.24	275.05	CALL

Tip How to terminate a cable drain wire


Termination of drain wire for each cable assembly that you wish to punch down to the panel.




STEP 1
Punch down your conductors onto the block to either the EIA/TIA 568A or 568B standard and make sure to keep the drain wire long enough for the next steps.



STEP 2
Wrap the Drain wire around the cable management holder (see image) and then around the jacket of the cable.



STEP 3
Using the included cable ties secure the cable and drain wire to the cable management holder. (repeat for each port)



STEP 4
Cut off any excess from the cable tie.

Item #	Description	1-9	10-24	25-99	100+
--------	-------------	-----	-------	-------	------


Tela-Crimp Tool Provides High Level of Versatility and Termination Reliability

The ultimate design based on many years experience, this new model produces a perfect crimp every time and is offered at an affordable price. Dies need to be purchased separately. The following features should be noted:

- Full cycle ratchet action assures consistent terminations.
- A release lever is provided to prevent faulty crimps.
- The compound action produces high crimping forces with minimal user effort.
- A replaceable cutter and stripper are conveniently placed offering two strip lengths per industry standards.
- All dies are interchangeable and guarantee perfect alignment.
- The modular plug nests accept most configurations available within the industry today.
- Spring activated handles have cushion grips to minimize user fatigue.
- Tools are conservatively rated for 50,000 crimps.

HTS7100	Crimp Tool Only, accepts any HTS7100 Die Set	72.48	71.03	69.58	CALL
HTS7100-04	4 Position Die Set with Primary & Secondary Strain Relief for RJ22 Handset Plugs	31.03	30.41	29.79	CALL
Note: This die is equipped with a secondary strain relief. For use with Stewart and generic plugs only. May damage other vendor's plugs.					
HTS7100-06A	6 Position Die Set without Secondary Strain Relief, for all RJ11 & RJ12 Plugs	31.03	30.41	29.79	CALL
HTS7100-08A	8 Position Die Set without Secondary Strain Relief, for all RJ45 Plugs	31.03	30.41	29.79	CALL
HTS7100-10	10 Position Die Set without Secondary Strain Relief	35.18	34.48	33.77	CALL

HTS7100
Frame Only



HTS501



HT1500
for RJ11 /12
& RJ45



HT210A
for RJ45



HT2096
for RJ11 /12



HT2094C
for Handset



HTS2700



HTS9000
for RJ50



TCPT110



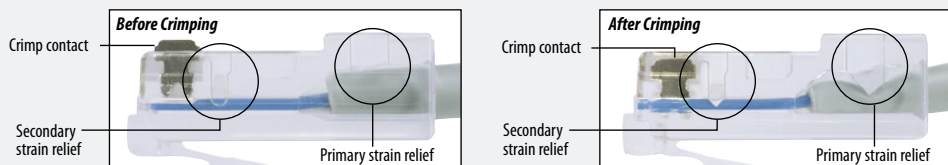
TCPT2



TCK68MOD

Tip What is a primary and secondary strain relief?

The three main points of contact within any plug are the crimp contact, primary strain relief and secondary strain relief. Compatibility issues exist between various plug and tool designs with respect to the secondary strain relief. If the plug and tool are slightly misaligned due to incompatibility, bad crimps end up crushing the plug. The plugs and tools listed have been carefully chosen to minimize compatibility problems.



UTP/STP Cable Stripper for Round or Flat Cable

This handy cable stripping tool is a great addition to any cable installer's tool belt. Featuring an adjustable blade for all sizes of UTP, STP, and flat silver satin cabling, this tool allows users to consistently remove the cable jacket without damaging the internal conductors. The cable stripper also features a built in cable cutter.

HTS501	Modular Cable Stripper for UTP/STP Round or Flat Cable	13.42	13.15	12.88	CALL
--------	--	-------	-------	-------	------

Heavy Duty Two-in-One Tool - Strip and Crimp RJ11 / 12 and RJ45 Modular Cables

Finally a quality tool at a reasonable price. This two-in-one tool features a straight-line-parallel operation of the die set for precision crimping each and every time. Tool has two sets of dies to accept a 2, 4 or 6 position RJ11 / 12 and more important the RJ45 (8x8), either keyed or non-keyed. Equipped with a built-in wire stripper. All steel construction with plastic handle grips for overall comfort.

HT1500	Two-In-One Modular Crimp Tool	51.76	50.72	49.69	CALL
--------	-------------------------------	-------	-------	-------	------

Medium Service Hand Tools - Cut, Strip and Crimp Modular Plugs to Flat Cable

Durable modular crimp tools with carbon steel dies and all steel construction to withstand frequent use. Three tool types satisfy the requirements of crimping 4x4 handset, RJ11, RJ12, and RJ45 modular plugs. The HT210A accepts RJ45 plugs either with or without key.

HT210A	Modular Crimp Tool Kit for RJ45 Plugs	30.00	29.40	28.80	CALL
HT2096	Modular Crimp Tool for RJ11 and RJ12 Plugs	25.85	25.34	24.82	CALL
HT2094C	Modular Crimp Tool for 4x4 Handset Plugs	23.78	23.31	22.83	CALL

HTS2700 RJ45 (8P8C) Crimp, Cutter and Stripper Tool

L-com's HTS2700 RJ45 (8P8C) crimp tool combines a cable cutter and stripper to provide installers with the perfect tool for terminating L-com's unique TDS series RJ45 (8P8C) Ethernet connectors. An integrated crimp section allows proper termination of the shielded strain relief on our TDS series RJ45 connectors. Its compact design fits easily in your tool bag and eliminates the need to carry multiple tools for one job.

HTS2700	Crimp Tool	62.12	60.88	59.64	CALL
---------	------------	-------	-------	-------	------

10P10C (RJ50) Crimp Tool with Cut and Strip Function

The HTS9000 not only crimps 10P10C style connectors but it also cuts and strips your cable for complete cable preparation. This rugged tool is constructed of carbon steel and features a cushioned grip handle. This crimp tool can be used with L-com's TDR10P10C and TDR10P10CS-L, 10 position RJ50 plugs.

HTS9000	Crimp Tool for 10P10C RJ50 Plugs	51.76	50.72	49.69	CALL
---------	----------------------------------	-------	-------	-------	------

Cable Prep Tools - Fast, Easy Stripping of UTP or Data Cable Jacket Covers

These are the simplest tools we've ever seen for removing the jacket from round, unshielded or shielded twisted pair cable. The TCPT2 tool is intended for removing the jacket on UTP cable only. The second tool, the TCPT110, also incorporates a 110 blade for punching 110 blocks. Just insert the cable into the tool, twist/turn a couple of times and pull off the jacket slug. Simple and yet inexpensive enough to have a few on hand.

TCPT2	UTP Round Cable Jacket Stripper	7.20	7.06	6.91	CALL
TCPT110	UTP Round Cable Jacket Stripper with 110 Punch	8.24	8.07	7.91	CALL

Heavy Duty Modular Crimp Tool Kit Includes RJ45 and RJ11 / 12 Plugs

This tool kit includes 1 HT1500 crimping tool for RJ45 and RJ11 / 12 plugs, 20 RJ11 / 12 plugs for flat cable, 20 RJ11 / 12 plugs for round cable, 20 RJ45 plugs for flat cable, 20 RJ45 plugs for round cable and a four compartment case.

TCK68MOD	RJ45 and RJ12 Crimp Tool Kit with Plugs	62.12	60.88	59.64	CALL
----------	---	-------	-------	-------	------




MP45P Pkg/100 MP45J Pkg/100



S900LC50-I



S110K-4PR



S66M1-50-C5



C1127-A1-100 Pkg/100



CS925




CK6



CS925KIT



HT1008



H351



H351B66 For 66 Blocks



H351B110 For 110 Blocks

H351B-K For Krone Blocks

Item #	Description	1-9	10-24	25-99	100+
Protective Covers for Plugs and Jacks - Protect Unused Ports and Cables from Contact Damage					
These covers are perfect for protecting unused ports in wall plates and expensive equipment from physical damage, dirt and grime. Made from flexible PVC, these covers attach easily and stay in place with a snug friction fit.					
MP45P	RJ45 Protective Covers for Plugs, Pkg/100	17.56	17.21	16.86	CALL
MP45J	RJ45 Protective Covers for Jacks, Pkg/100	17.56	17.21	16.86	CALL

DSL Line Conditioner - Filters Noise for Better Performance


This DSL Line Conditioner filters out unwanted noise by using 2 pole low pass filters. Inline plug/jack configuration. Color: Ivory. Specifications: REN 0.2B; DC Resistance Through T&R to Phone: 10 Ohms; Loading Capacity: 47nF; Attenuation Distortion ± 1 dB max.; 3 dB Cutoff Point.

S900LC50-I	Inline DSL Conditioner, RJ12 (6x6) Male/Female	8.24	7.99	7.74	CALL
------------	--	------	------	------	------

Wire Tap and Butt Splice - Gel Filled IDC Connectors

These handy IDC connectors make wire splicing a snap. Gel filled IDC contact area provides a moisture resistant barrier for reliable connections. Usable with 19-26 AWG copper wire with a .066" (0.2cm) maximum insulation diameter (.060 max. for WT-UY). Sold in 100 piece packs.

WT-UY	UY Butt Splice 2 Wire Connector, Gel Filled, Pkg/100	14.08	13.52	12.96	CALL
WT-UR	UR Butt Splice, 3 Wire Connector, Gel Filled, Pkg/100	14.08	13.52	12.96	CALL
WT-UB	UB Butt Tap Connector, Gel Filled, Pkg/100	14.08	13.52	12.96	CALL



110 Wiring Block Field Termination Kits - Everything Necessary to Wire a 110 Block

Wiring blocks are the main instrument in setting up horizontal wiring in a 110 style connector system. Each kit contains one 100 pair wiring block with detachable legs, label holders with designation labels and sufficient connecting blocks. Each kit includes five four pair and one five pair connecting block per 25 pair termination strip. Designation strips are mounted to the wiring block addressing each cable termination.

S110K-4PR	100 Pair Wiring Block Kit with 4 Pair Connecting Blocks	46.58	45.65	44.71	CALL
-----------	---	-------	-------	-------	------

50 Pair 66 Style Category 5 Block

This 66 style 50 pair block has been designed to meet Category 5 requirements as specified by the EIA/TIA. Ease of use and low cost has made this style of block one of the most popular termination methods. Improved design now permits use in data applications up to 100 Mbps. Included are 100 quick connect bridging clips and a clear protective cover. 66 type tool required for termination.

S66M1-50-C5	50 Pair 66 Style Block, Category 5 Rated	20.67	20.26	19.85	CALL
C1127-A1-100	Bridging Clips for 66 Style Blocks, Pkg/100	13.42	13.15	12.88	CALL

Professional Grade Cable Splicer Knife, Scissor and Kit

These tools are a great addition to any cable technicians tool kit. The CS925 is an industrial grade serrated scissor capable of cutting thin wires and cable jacketing. This tool also has wire stripping notches on one blade as well as a scraper and file on the back of the other. The CK6 is a forged steel splicer knife with red cushioned handle. It comes in handy whenever a sharp blade is necessary. The CS925KIT offers both tools plus a heavy duty leather holder that will keep the knife and scissor secured to a tool belt.

CS925	Cable Splicer Serrated Scissor	17.56	17.21	16.86	CALL
CK6	Cable Splicer Knife	11.35	11.12	10.89	CALL
CS925KIT	Knife and Scissor with Holder	35.18	34.48	33.77	CALL

Parallel Action Pliers - Use for Compressing IDC Body to Jack

These parallel action pliers are great for crimping wire taps and butt splices. The jaws of the tool work close in parallel providing a better crimp than regular pliers.

HT1008	Parallel Action Pliers	41.40	40.57	39.74	CALL
--------	------------------------	-------	-------	-------	------

Premium Auto Impact Tool - Our Best Model, Features an Adjustable Spring Load

Now installers can make effortless, uniform connections with L-com's premium auto impact tool. Set tool for high or low impact with a variable impact pressure control that will provide the right amount of force. Blades are easily reversible, one end terminates only while the other terminates and cuts. This model features a hidden storage compartment which opens to fit an extra blade. Accepts blades for 66, 110 and Krone use. This tool comes without blades, order separately.

H351	Premium Impact Tool Body Only, Without Blade	40.36	39.55	38.75	CALL
------	--	-------	-------	-------	------

Reversible Blades - Fit H351 Series Tool

H351B66	Impact Blade, Reversible for 66 Terminals	10.31	10.10	9.90	CALL
H351B110	Impact Blade, Reversible for 110 Terminals	10.31	10.10	9.90	CALL
H351B-K	Impact Blade, Reversible for Krone Terminals	10.31	10.10	9.90	CALL

Note: Mixing of blades is allowed for quantity pricing

Item #	Description	Code	1-9	10-24	25-99	100+
--------	-------------	------	-----	-------	-------	------

The Ultimate in Modular Telco Plugs, Made in the USA, Comply with Industry Standards

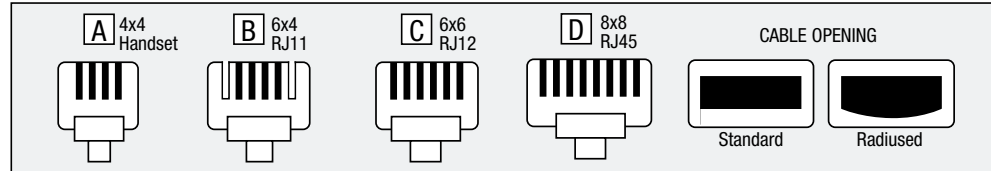
L-com offers Stewart modular plugs featuring mirror smooth contact surfaces for extended mating life. Lowest contact resistance and high reliability. Pre-inserted selectively gold plated contacts are ready for mass termination on most industry compatible crimping machines and hand tools. Fully complies with FCC & telephone industry standards for size and performance. Choice of plugs for flat modular or round UTP cable. Plugs accept 24-28 AWG stranded or solid conductors. Sold only in packages of 100 plugs.

Modular Plugs for Flat Cable - With Standard Rectangular Cable Entrance

TSP3044	Modular Plugs, Handset (4x4), Pkg/100	A	31.03	28.55	26.07	CALL
TSP3046	Modular Plugs, RJ11 (6x4), Pkg/100	B	31.03	28.55	26.07	CALL
TSP3066	Modular Plugs, RJ12 (6x6), Pkg/100	C	36.22	33.32	30.42	CALL
TSP3088	Modular Plugs, RJ45 (8x8), Pkg/100	D	51.76	47.62	43.48	CALL

Modular Plugs for Round Twisted Pair Cable - With Radiused Cable Entrance

TSP3046R	Modular Plugs, RJ11 (6x4), Pkg/100	B	31.03	28.55	26.07	CALL
TSP3066R	Modular Plugs, RJ12 (6x6), Pkg/100	C	36.22	33.32	30.42	CALL
TSP3088R	Modular Plugs, RJ45 (8x8), Pkg/100	D	51.76	47.62	43.48	CALL



Shielded Modular Plugs for Round Twisted Pair Cable - With Radiused Cable Entrance

TD6P6CSR-L	Modular Plugs, RJ12 (6x6), Pkg/50		41.40	40.57	38.91	CALL
TDR10P10CS-L	Modular Plugs, RJ50 (10x10), Pkg/100		72.48	69.58	66.68	CALL

Stranded Conductor Modular Plugs - Rectangular Entry for Flat Cable

A full complement of modular plugs is offered for all applications. Piercing-type connections are simultaneously made through each stranded conductor of 24-28 AWG flat modular cable. 15 microinches (0.381µm) gold plating on contacts. Sold in packages of 100 plugs.

TD4P4HS	Modular Plugs, Handset (4x4), Pkg/100		20.67	19.02	17.36	CALL
TD6P4C	Modular Plugs, RJ11 (6x4), Pkg/100		20.67	19.02	17.36	CALL
TD6P6C	Modular Plugs, RJ12 (6x6), Pkg/100		25.85	23.78	21.72	CALL
TD6P6MMJ	Modular Plugs, MMJ (6x6), Pkg/100		36.22	33.32	30.42	CALL
TD8P8C	Modular Plugs, RJ45 (8x8), Pkg/100		41.40	38.08	34.77	CALL
TD8P8CK	Modular Plugs, RJ45 (8x8) (Keyed), Pkg/100		41.40	38.08	34.77	CALL

Stranded Conductor Modular Plugs - Radiused Entry for Round or Flat Cable

These modular plugs have a radiused rear entry compatible with most round and flat cables. 50 microinches gold plating on contacts. Compatible with 24-28 AWG stranded conductors.

TDR6P4C	Modular Plugs, RJ11 (6x4), Pkg/100		20.67	19.02	17.36	CALL
TDR6P6C	Modular Plugs, RJ12 (6x6), Pkg/100		25.85	23.78	21.72	CALL
TDR8P8C	Modular Plugs, RJ45 (8x8), Pkg/100		41.40	38.08	34.77	CALL
TDR10P10C	Modular Plugs, RJ50 (10x10), Pkg/100		51.76	47.62	43.48	CALL

High Performance Category 5/5e and Category 6 Staggered Alignment Plugs






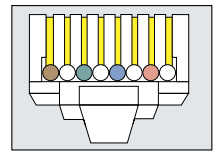
Stewart's staggered-pin Category 5/5e and Category 6 rated RJ45 crimp plugs are designed for today's high performance networks. A superior two-prong contact design works for both solid and stranded conductors. The multi-level contact design helps improve performance. The shielded version protects against EMI/RFI interference and maintains proper ground connection. Sold in packages of 50 plugs.

TSP4288C6	Modular Plugs, RJ45(8x8) Category 6, Pkg/50		51.76	47.62	43.48	CALL
TSP4088C5	Modular Plugs, RJ45(8x8) Category 5/5e, Pkg/50		31.03	28.55	26.07	CALL
TSP4088C5S	Modular Plugs, RJ45(8x8) Category 5/5e Shielded, Pkg/50		51.76	47.62	43.48	CALL

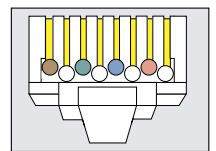


- FCC compliant, Part 68; Doc. 47, Sub F.
- UL component recognized, File E132408(N)-DUXR2.
- Certified Canadian Standards Assn., File 67725.

Standard Alignment



Staggered Alignment



Tip *What is the difference between stranded and solid contact design?*

<p>Solid or Stranded</p> <p>Two point staggered for solid or stranded. The contact prongs straddle the conductor.</p>	<p>Stranded Only</p> <p>Piercing type for stranded. Jagged end pierces jacket and embeds into the strands of the conductor.</p>	<p>Solid or Stranded</p> <p>Tripoint type for solid or stranded. Long contact prongs spread apart to accept conductor.</p>
---	---	--

Item #	Description	1-9	10-24	25-99	100+
--------	-------------	-----	-------	-------	------

Shielded Long Body RJ45 Generic Plug

This plug will accept round or flat cable with solid or stranded wires. Prices shown are per piece. Compatible with generic 8x8 crimp tools such as L-com part numbers: HT210A, HT1500, HTS7100 + HTS7100-08A die set and HTS2100 + HTS2100-08 die set.

T8P8CSR	Shielded Modular Plug, RJ45 (8x8), Single	0.98	0.91	0.83	CALL
---------	---	------	------	------	------

Slim-line Plugs

Slim-line plugs are designed to be used with L-com's slimline bulk cables (pages 74 & 75) or similar 28AWG Ethernet cable.

TSP8028C6	Unshielded C6 Slim-line 28AWG Modular Plug, RJ45 (8x8), Pkg/50	20.67	19.02	17.36	CALL
TSP8028C6A	Shielded C6a Slim-line 28AWG Modular Plug, RJ45 (8x8), Pkg/50	31.03	28.55	26.07	CALL

Shielded Category 5e and Category 6 RJ45 Plugs for Solid or Stranded Cables

These superior high performance shielded plugs allow users to perform factory grade terminations in the field. A unique metallic strain relief provides superior cable retention and a reliable 360° shielding contact. The short body design combined with a loading bar allows easy insertion while maintaining Category 5e or Category 6 twist requirements. Superior two-point contact design is compatible with solid and stranded cable. See L-com.com for complete listing of sizes and colors.

TDS8PC5	Category 5e Shielded Modular Plug, RJ45 (8x8), Pkg/50	67.30	64.61	61.92	CALL
TDS8PC6	Category 6 Shielded Modular Plug, RJ45 (8x8), Pkg/50	72.48	69.58	66.68	CALL
TDS8CVR-GR	8x8 Shielded Snap-on Covers, Gray - Pkg/50	16.53	15.21	13.88	CALL
TDS8CVR-BK	8x8 Shielded Snap-on Covers, Black - Pkg/50	16.53	15.21	13.88	CALL
TDS8CVR-BL	8x8 Shielded Snap-on Covers, Blue - Pkg/50	16.53	15.21	13.88	CALL
TDS8CVR-GN	8x8 Shielded Snap-on Covers, Green - Pkg/50	16.53	15.21	13.88	CALL
TDS8CVR-IV	8x8 Shielded Snap-on Covers, Ivory - Pkg/50	16.53	15.21	13.88	CALL
TDS8CVR-RD	8x8 Shielded Snap-on Covers, Red - Pkg/50	16.53	15.21	13.88	CALL
TDS8CVR-WH	8x8 Shielded Snap-on Covers, White - Pkg/50	16.53	15.21	13.88	CALL
TDS8CVR-YL	8x8 Shielded Snap-on Covers, Yellow - Pkg/50	16.53	15.21	13.88	CALL
MPC45D45-BLK	LSZH Snagless "Shark Fin" Style Boot, 4.5mm Black, Pkg/50	15.49	15.18	14.56	CALL
MPC45D50-BLK	LSZH Snagless "Shark Fin" Style Boot, 5.0mm Black, Pkg/50	15.49	15.18	14.56	CALL
MPC45D55-BLK	LSZH Snagless "Shark Fin" Style Boot, 5.5mm Black, Pkg/50	15.49	15.18	14.56	CALL
MPC45D60-BLK	LSZH Snagless "Shark Fin" Style Boot, 6.0mm Black, Pkg/50	15.49	15.18	14.56	CALL
MPC45D65-BLK	LSZH Snagless "Shark Fin" Style Boot, 6.5mm Black, Pkg/50	15.49	15.18	14.56	CALL
MPC45D70-BLK	LSZH Snagless "Shark Fin" Style Boot, 7.0mm Black, Pkg/50	17.56	17.21	16.51	CALL
TSP8048C5S	Category 6 Shielded Modular Plug, RJ45 (8x8), for Large OD Conductors	6.17	6.04	5.92	CALL
TSP8048C5S-10PK	Category 6 Shielded Modular Plug, RJ45 (8x8), for Large OD Conductors, Pkg/10	53.83	52.75	51.68	CALL
HT1500	Two-In-One Modular Crimp Tool	51.76	50.72	49.69	CALL

High Performance Shielded Category 6a Plugs for Solid or Stranded Cables

These high performance C6a plugs are designed to meet the strict 10 Gigabit 6a standards. A superior two-prong contact design works for both Solid and Stranded conductors. 360° strain relief provides superior shield termination and all plugs come with a wire aligner and load bar for an easy installation. Plugs come in three versions to suit all conductor OD options; please refer to L-com.com for complete specifications.

TSP6088S	Category 6a Shielded Modular Plug, RJ45 (8x8), Pkg/100	165.74	155.80	145.85	CALL
TSP8048C6AS-25PK	Category 6a Shielded Modular Plug, RJ45 (8x8), for Large OD Conductors, Pkg/25	134.65	131.96	129.27	CALL
TSP6188S-25	Category 6a Shielded Modular Plug, RJ45 (8x8), for Small OD Conductors, Pkg/25	93.21	90.41	88.55	CALL
HTS8200	Crimp Tool for Shielded Category 6a Plugs	414.43	406.14	397.85	CALL

Field Terminable 6a RJ45 Connectors

IP20 rated, IDC Field Terminable, 10 Gig rated RJ45 connectors are perfect for terminating in the field without any special tools.


TSPFTC6AS	Category 6a Shielded Field Terminable Plug, RJ45 (8x8)	12.38	11.39	10.40	CALL
TSPFTC6ASJ	Category 6a Shielded Field Terminable Jack, RJ45 (8x8)	12.38	11.39	10.40	CALL



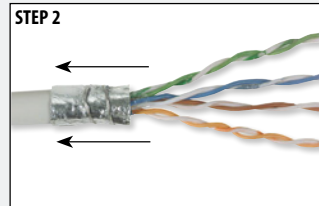
Tip How to assemble a TDS8PC5 and TDS8PC6 series shielded Category 5e and Category 6 modular plug

Online Video


L-com.com/Videos/A22




Strip jacketing and shield to dimensions shown.




Fold shield back onto jacketing. Wrap drain wire one and a half times around shield. Trim excess.




Untwist pairs and arrange to desired order. Trim conductors at an angle and insert into loading bar. Trim excess wires.



Insert prepared cable into plug.



Bend strain relief to lay along cable.




Crimp plug with the specially designed HTS2700 crimp tool.

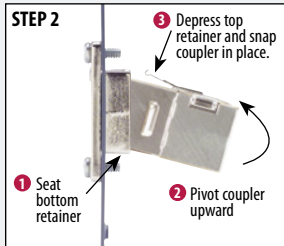
Tip Easily install a premium ECF coupler kit

Online Video

L-com.com/Videos/A09



Secure frame in specified opening with supplied hardware and align coupler in proper orientation to the opening.



Seat bottom retainer and pivot coupler upward while depressing upper retainer.



Coupler fully seated.



ECF504-C3

ECF504-SC3



ECF504-C5

ECF504-SC5E



ECF504-C6

ECF504-SC6



ECF504-C6A

ECF504-SC6A

Item #	Description	1-9	10-24	25-99	100+
--------	-------------	-----	-------	-------	------

Premium Panel Mounted Modular Coupler Kits - Category 3, 5e and 6 - Shielded and Unshielded

These unique coupler kits allow panel mounting in virtually any panel thickness. A solid die-cast metal mounting frame provides secure mounting and reliable grounding. Kits include a snap-in coupler, mounting frame and two 4-40 machine screws.

ECF504-C3	Category 3 Unshielded RJ45 (8x8) Deluxe Panel Coupler Kit	5.13	4.72	4.31	CALL
ECF504-SC3	Category 3 Shielded RJ45 (8x8) Deluxe Panel Coupler Kit	7.72	7.10	6.48	CALL
ECF504-C5	Category 5e Unshielded RJ45 (8x8) Deluxe Panel Coupler Kit	7.72	7.10	6.48	CALL
ECF504-SC5E	Category 5e Shielded RJ45 (8x8) Deluxe Panel Coupler Kit	10.31	9.49	8.66	CALL
ECF504-C6	Category 6 Unshielded RJ45 (8x8) Deluxe Panel Coupler Kit	8.76	8.06	7.35	CALL
ECF504-SC6	Category 6 Shielded RJ45 (8x8) Deluxe Panel Coupler Kit	10.83	9.96	9.10	CALL
ECF504-C6A	Category 6a Unshielded RJ45 (8x8) Deluxe Panel Coupler Kit	13.42	12.35	11.27	CALL
ECF504-SC6A	Category 6a Shielded RJ45 (8x8) Deluxe Panel Coupler Kit	16.53	15.21	13.88	CALL

Telecom and Network Grade Patch Panels

These 19" (48.3cm) panels feature L-com's exclusive ECF series flange mounted feed-thru couplers. These couplers are available in Category 3, Category 5e or Category 6 in either shielded or non-shielded styles. The ECF series couplers are unique in that they use 2 4-40 screws to firmly attach the connector flange to the rack panel. The panels have a powder coat black finish for durability and each port is numbered to simplify cable organization and tracking. Both 16 and 32 port versions are available.


PR175F504B-C3	1.75" (4.4cm) Panel with 16 Category 3 Couplers	148.12	142.20	136.27	CALL
PR175F504B-SC3	1.75" (4.4cm) Panel with 16 Category 3 Shielded Couplers	182.32	175.03	167.73	CALL
PR35F504B-C3	3.50" (8.9cm) Panel with 32 Category 3 Couplers	262.11	251.62	241.14	CALL
PR35F504B-SC3	3.50" (8.9cm) Panel with 32 Category 3 Shielded Couplers	341.89	328.22	314.54	CALL
PR175F504B-C5	1.75" (4.4cm) Panel with 16 Category 5e Couplers	193.72	185.97	178.22	CALL
PR175F504B-SC5	1.75" (4.4cm) Panel with 16 Category 5e Shielded Couplers	262.11	251.62	241.14	CALL
PR35F504B-C5	3.50" (8.9cm) Panel with 32 Category 5e Couplers	364.69	350.10	335.52	CALL
PR35F504B-SC5	3.50" (8.9cm) Panel with 32 Category 5e Shielded Couplers	455.88	437.64	419.41	CALL
PR175F504B-C6	1.75" (4.4cm) Panel with 16 Category 6 Couplers	227.91	218.80	209.68	CALL
PR175F504B-SC6	1.75" (4.4cm) Panel with 16 Category 6 Shielded Couplers	284.90	273.51	262.11	CALL
PR35F504B-C6	3.50" (8.9cm) Panel with 32 Category 6 Couplers	398.89	382.93	366.97	CALL
PR35F504B-SC6	3.50" (8.9cm) Panel with 32 Category 6 Shielded Couplers	490.07	470.47	450.87	CALL
PR175F504B	1.75" (4.4cm) Panel, 16 ECF Style Cutouts, Black	45.54	43.72	41.90	CALL
PR35F504B	3.50" (8.9cm) Panel, 32 ECF Style Cutouts, Black	45.54	43.72	41.90	CALL




PR175F504B-C3
PR175F504B-C5
PR175F504B-C6



PR175F504B-SC3
PR175F504B-SC5
PR175F504B-SC6



PR35F504B-C3
PR35F504B-C5
PR35F504B-C6



PR35F504B-SC3
PR35F504B-SC5
PR35F504B-SC6



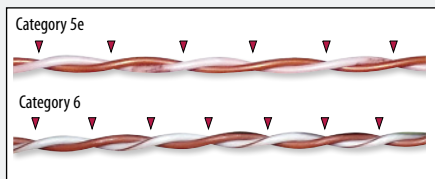
PR175F504B



PR35F504B

Tip What is the difference between Category 5e & Category 6 100 Ohm UTP?


The Category 6 standard adopted in mid 2002 extended key parameters over Category 5e specifications. The additional headroom is intended to provide quality transmission at higher data rates required by emerging applications. As the chart indicates, the most prominent difference is the frequency at which the key parameters are measured. The jump from 100 to 250 MHz places a great deal of emphasis on component quality as well as installation techniques. This improvement is commonly noticed by the increased pair twisting and staggering of twisted pairs.




	Category 5e	Category 6
Frequency	100 MHz	250 MHz
Attenuation	22db	19.8db/100M @ 100 MHz 32.8db/100M @ 250 MHz
Return Loss	19db	19db @ 100 MHz 15.6db @ 250 MHz
Delay Skew	45ns	45ns
Near End Crosstalk (NEXT)	35.3db	44.3db @ 100 MHz 38.3db @ 250 MHz
Power Sum Near End Crosstalk (PS-NEXT)	32.3db	42.3db @ 100 MHz 36.3db @ 250 MHz
Equal Level Far End Crosstalk (ELFEXT)	23.8db	27.8db @ 100 MHz 19.8db @ 250 MHz
Power Sum Equal Level Far End Crosstalk (PS-ELFEXT)	20.8db	24.8db @ 100 MHz 16.8db @ 250 MHz



Tip Build Custom Configurations with L-com's Universal Rack Panel System



Start with the Master Rack Panel, UPR35-6B.



Now select a ready made sub-panel that works with your rack panel.



Using a Phillips or Flat screwdriver, install your sub-panels in the master rack panel.

Item #	Description	Color	1-9	10-24	25-99	100+
--------	-------------	-------	-----	-------	-------	------

Universal Master Rack Panel with 6 Openings

L-com's Universal Series offers installers the ability to customize their installation with different connections within a single rack panel. The Universal Series panels can save time, money and rack space in an installation project. The master panels feature six punched rectangular openings that will accept any of the numerous sub-panels shown in this catalog. Sub-panel openings are 2.20" (5.6cm) x 2.75" (7.0cm).

UPR35-6B	Master Rack Panel	Black	28.96	27.80	26.64	CALL
UPR-S-KIT	Master Rack Panel with 6 Black Steel Blanks	Black	53.83	51.68	49.52	CALL
UPR-A-KIT	Master Rack Panel with 6 Black Aluminum Blanks	Black	53.83	51.68	49.52	CALL

Universal Series Blank Sub-Panels

Universal Series blank sub-panels can be used to cover unused openings or may be used to customize a panel assembly. These panels come in 3 different styles for users to choose from: black anodized aluminum, white high impact plastic, or black steel. The aluminum and plastic panels offer the easiest option for custom drilling or punching holes. The black steel panels are constructed of sturdy cold rolled steel for durability. Each sub-panel is equipped with four pre-tapped holes to accept the four 6-32 mounting screws which are supplied.

USPB	Universal Steel Blank Sub-Panel	Black	5.13	4.92	4.72	CALL
USP-A	Universal Aluminum Blank Sub-Panel	Black	5.13	4.92	4.72	CALL
USP-P	Universal Plastic Blank Sub-Panel	White	5.13	4.92	4.72	CALL

Universal Series Sub-Panels Featuring Telecom/Network Grade Connections



The Universal sub-panel series offers connections for telecom and network equipment. Choose between Category 3, Category 5e or Category 6 rated connections either shielded or non-shielded. Panel choices offer both feed-thru style couplers and jacks with 110 style punch terminations. Either 2 or 4 connections per panel can be chosen and blank panels are available for further customization. All panels are black steel and come equipped with four pre-tapped holes to accept the four 6-32 mounting screws which are supplied.

USP2ECF4SB	Sub-Panel with 2 ECF Style RJ11 (6x4) Couplers, Straight Wired	16.53	15.87	15.21	CALL
USP2ECF6SB	Sub-Panel with 2 ECF Style RJ12 (6x6) Couplers, Straight Wired	16.53	15.87	15.21	CALL
USP2ECF8SB	Sub-Panel with 2 ECF Style RJ45 (8x8) Keyed Couplers, Straight Wired	18.60	17.86	17.11	CALL
USP2ECFB4SB	Sub-Panel with 2 ECF Style RJ11 (6x4) Couplers, Straight Wired	20.67	19.85	19.02	CALL
USP2ECFB6SB	Sub-Panel with 2 ECF Style RJ12 (6x6) Couplers, Straight Wired	20.67	19.85	19.02	CALL
USP2ECFB8SB	Sub-Panel with 2 ECF Style RJ45 (8x8) Keyed Couplers, Straight Wired	22.74	21.83	20.93	CALL
USP2ECF-C3B	Sub-Panel with 2 Category 3 RJ45 (8x8) Couplers	24.82	23.82	22.83	CALL
USP2ECF-SC3B	Sub-Panel with 2 Category 3 RJ45 (8x8) Couplers, Shielded	30.00	28.80	27.60	CALL
USP2MC5B	Sub-Panel with 2 Category 5e RJ45 (8x8) Couplers	18.60	17.86	17.11	CALL
USP4MC5B	Sub-Panel with 4 Category 5e RJ45 (8x8) Couplers	30.00	28.80	27.60	CALL
USP2SMC5B	Sub-Panel with 2 Category 5e RJ45 (8x8) Couplers, Shielded	22.74	21.83	20.93	CALL
USP4SMC5B	Sub-Panel with 4 Category 5e RJ45 (8x8) Couplers, Shielded	39.32	37.75	36.18	CALL
USP2MC6B	Sub-Panel with 2 Category 6 RJ45 (8x8) Couplers	20.67	19.85	19.02	CALL
USP4MC6B	Sub-Panel with 4 Category 6 RJ45 (8x8) Couplers	34.14	32.78	31.41	CALL
USP2SMC6B	Sub-Panel with 2 Category 6 RJ45 (8x8) Couplers, Shielded	25.85	24.82	23.78	CALL
USP4SMC6B	Sub-Panel with 4 Category 6 RJ45 (8x8) Couplers, Shielded	43.47	41.73	39.99	CALL
USP2ECF-C5EB	Sub-Panel with 2 ECF Kit Category 5e RJ45 (8x8) Couplers	31.03	29.79	28.55	CALL
USP2ECF-SC5EB	Sub-Panel with 2 ECF Kit Category 5e RJ45 (8x8) Couplers, Shielded	35.18	33.77	32.36	CALL
USP2ECF-C6B	Sub-Panel with 2 ECF Kit Category 6 RJ45 (8x8) Couplers	34.14	32.78	31.41	CALL
USP2ECF-SC6B	Sub-Panel with 2 ECF Kit Category 6 RJ45 (8x8) Couplers, Shielded	39.32	37.75	36.18	CALL
USP2KC-R5EB	Sub-Panel with 2 Category 5e Right Angle Keystone Couplers	33.11	31.78	30.46	CALL
USP2KCS-R5EB	Sub-Panel with 2 Category 5e Right Angle Keystone Couplers, Shielded	38.29	36.76	35.22	CALL
USP4KC-R5EB	Sub-Panel with 4 Category 5e Right Angle Keystone Couplers	57.98	55.66	53.34	CALL
USP4KCS-R5EB	Sub-Panel with 4 Category 5e Right Angle Keystone Couplers, Shielded	67.30	64.61	61.92	CALL
USP238B	Blank Sub-Panel with 2 Keystone Openings, Pre-Punched	7.20	6.91	6.63	CALL
USP231B	Blank Sub-Panel with 4 Keystone Openings, Pre-Punched	7.20	6.91	6.63	CALL
USP229B	Blank Sub-Panel with 2 ECF Style Openings, Pre-Punched	7.20	6.91	6.63	CALL


Universal Series Sub-Panel Mounted Cable D-Ring

A D-Ring style cable manager mounted to a sub-panel allows a convenient way to secure cables on the rack panel.

USP-CM134B	Sub-Panel Mounted Cable D-Ring	19.64	18.85	18.07	CALL
------------	--------------------------------	-------	-------	-------	------



Item #	Description	Color	1-9	10-24	25-99	100+
Deluxe Panel Mounted Modular Couplers, 30 Microinches (0.762µm) Gold, Ivory Color						
These straight and cross wired modular couplers are available exclusively from L-com. Six different configurations all fit into the same 0.675" (1.7cm) x 0.900" (2.3cm) rectangular opening. Wire contacts have 30 microinch (0.762µm) gold plating for multiple insertions. Plastic is 94V-0 rated. Flange accepts #4 or #5 mounting screws to be purchased separately. Category 3 rated.						
ECF504-4C	Modular Coupler, RJ11 (6x4), Crossed, 30µ (0.762µm)	Ivory	4.09	4.01	3.85	CALL
ECF504-6C	Modular Coupler, RJ12 (6x6), Crossed, 30µ (0.762µm)	Ivory	4.40	4.32	4.14	CALL
ECF504-4S	Modular Coupler, RJ11 (6x4), Straight, 30µ (0.762µm)	Ivory	4.09	4.01	3.85	CALL
ECF504-6S	Modular Coupler, RJ12 (6x6), Straight, 30µ (0.762µm)	Ivory	4.40	4.32	4.14	CALL
ECF504-8SK	Modular Coupler, RJ45 (8x8K), Straight, 30µ (0.762µm)	Ivory	5.65	5.53	5.31	CALL
ECF440	Machine Screws, 4-40 x 5/16", Pkg/100		5.18	4.77	4.35	CALL



ECJ504 Series Rear View
ECF504 Series Front View
Color: Ivory
Gold Plating: 30 microinches
Flammability Rating: 94V-0

ECF504B Series
Network Rating: Category 3
Color: Black
Gold Plating: 50 microinches
Flammability Rating: 94V-0

Deluxe Panel Mounted Modular Jacks - 10" Wire Leads, 30 Microinches (0.762µm) Gold, Ivory Color

One difficulty in using modular jacks is the mounting problem on a panel. L-com's solution to this problem is providing a flange that mounts with two screws in a 0.675" (1.7cm) x 0.900" (2.3cm) rectangular opening. Choice of RJ11/12 (6x6) or RJ45 (8x8K) usable with keyed or non-keyed plugs. Custom versions of other jack types considered in quantities of 500/up. Mounting screws must be purchased separately.

ECJ504-6	Modular Panel Jack, RJ12 (6x6)/Wires, 30µ	Ivory	4.51	4.42	4.24	CALL
ECJ504-8	Modular Panel Jack, RJ45K (8x8K)/Wires, 30µ	Ivory	4.92	4.82	4.63	CALL
ECF440	Machine Screws, 4-40 x 5/16", Pkg/100		5.18	4.77	4.35	CALL

Deluxe Panel Mounted Couplers, 50 Microinches (1.27µm) Gold, Black Color


These couplers are similar to the ECF504 Series with two changes. The molding has been changed to a black color for applications when ivory is not wanted. Also, the contacts have 50 microinches (1.27µm) of gold for superior mating with modular plugs. Mounting screws must be purchased separately. Category 3 rated.

ECF504B-4S	Modular Coupler, RJ11 (6x4), Straight, 50µ (1.27µm)	Black	4.40	4.32	4.14	CALL
ECF504B-6S	Modular Coupler, RJ12 (6x6), Straight, 50µ (1.27µm)	Black	4.61	4.52	4.33	CALL
ECF504B-8SK	Modular Coupler, RJ45K (8x8K), Straight, 50µ (1.27µm)	Black	5.65	5.53	5.31	CALL
ECF440	Machine Screws, 4-40 x 5/16", Pkg/100		5.18	4.77	4.35	CALL

19" (48.3cm) Modular Patch Panels - Equipped with 16 or 32 ECF504B Modular Couplers

These panels utilize the ECF504B couplers with 50 microinch (1.27µm) plating. 16 and 32 port available. Straight thru pinned only.

PR175F504B-4S	1.75" (4.4cm) 16 Port Panel RJ11 (6x4), Straight-Thru	Black	85.95	82.51	79.08	CALL
PR175F504B-6S	1.75" (4.4cm) 16 Port Panel RJ12 (6x6), Straight-Thru	Black	95.28	91.47	87.66	CALL
PR175F504B-8SK	1.75" (4.4cm) 16 Port Panel RJ45 (8x8), Straight, Keyed	Black	102.53	98.43	94.33	CALL
PR35F504B-4S	3.50" (8.9cm) 32 Port Panel RJ11 (6x4), Straight-Thru	Black	148.12	142.20	136.27	CALL
PR35F504B-6S	3.50" (8.9cm) 32 Port Panel RJ12 (6x6), Straight-Thru	Black	165.74	159.11	152.48	CALL
PR35F504B-8SK	3.50" (8.9cm) 32 Port Panel RJ45 (8x8), Straight, Keyed	Black	193.72	185.97	178.22	CALL



How Rack Spaces and Sizes are Measured

1 Rack Space = 1.75" (4.4cm)
2 Rack Spaces = 3.5" (8.9cm)

Racks are a great way to neaten up wiring closets and labs. Network equipment and rack panels usually come in 1.75" (4.4cm), 3.5" (8.9cm) and 5.25" (13.3cm) heights. (1, 2 and 3 rack spaces).

Premium Keystone Style - 16 and 32 Port Feed-Thru Modular Panels, Category 5e Rated

These 19" (48.3cm) rack panels utilize the UJ5T568 and UJ5T568S couplers. 16 and 32 port versions available in shielded and unshielded configurations. Category 5e rated.

PR175UT568	1.75" (4.4cm) 16 Port Cat5e Feed-Thru Panel, Unshielded	Black	212.37	203.87	195.38	CALL
PR175UT568S	1.75" (4.4cm) 16 Port Cat5e Feed-Thru Panel, Shielded	Black	253.82	243.66	233.51	CALL
PR35UT568	3.50" (8.9cm) 32 Port Cat5e Feed-Thru Panel, Unshielded	Black	357.44	343.14	328.84	CALL
PR35UT568S	3.50" (8.9cm) 32 Port Cat5e Feed-Thru Panel, Shielded	Black	414.43	397.85	381.27	CALL

Keystone Style - 16 and 32 Port Feed-Thru Modular Panels - Category 6 Rated

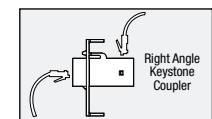
These rack panels utilize the TDG1026KC6 or TDG1026KS-C6 Category 6 couplers. 16 and 32 port versions are available in shielded and unshielded configurations.

PR175C6-16	1.75" (4.4cm) 16 Port Cat6 Feed-Thru Panel, Unshielded	Black	216.51	207.85	199.19	CALL
PR175C6-16S	1.75" (4.4cm) 16 Port Cat6 Feed-Thru Panel, Shielded	Black	273.50	262.56	251.62	CALL
PR35C6-32	3.50" (8.9cm) 32 Port Cat6 Feed-Thru Panel, Unshielded	Black	364.69	350.10	335.52	CALL
PR35C6-32S	3.50" (8.9cm) 32 Port Cat6 Feed-Thru Panel, Shielded	Black	421.68	404.81	387.95	CALL

Right Angle Keystone Style - 16 and 32 Port Feed-Thru Modular Panels - Category 5e Rated

Unique, high speed network patching is made easy with L-com's right angle Keystone coupler patch panels. L-com's low-profile, 90 degree Keystone couplers are pre-installed into standard 19" rack panels, providing an easy method for addressing tight fit applications. These couplers offer a true 90 Degree exit from the cable entry point.

PR175R5E-16	1.75" (4.4cm) 16 Port, RA, Cat5e Feed-Thru Panel, Unshielded	Black	186.46	179.01	171.55	CALL
PR175SR5E-16	1.75" (4.4cm) 16 Port, RA, Cat5e Feed-Thru Panel, Shielded	Black	217.55	208.85	200.15	CALL
PR35R5E-32	3.50" (8.9cm) 32 Port, RA, Cat5e Feed-Thru Panel, Unshielded	Black	262.11	251.62	241.14	CALL
PR35SR5E-32	3.50" (8.9cm) 32 Port, RA, Cat5e Feed-Thru Panel, Shielded	Black	290.08	278.48	266.88	CALL



RJ45 Coupler Overview

Online Video

L-com.com/Videos/A29


Exclusive




Exclusive



Best Seller



Best Seller



Best Seller





Network Rating: Category 5e
Color: Black or Silver
Gold Plating: 50 microinches
Flammability Rating: 94V-0



Tip Using L-com's right angle Cat5e coupler

The unique design of the L-com TDG1026KC-R5E right angle Cat5e coupler allows for cable connectivity in tight fit / confined space applications found with premise wiring installations involving wall plates and with MDF and IDF applications where patch panel depth is limited.



Item #	Description	1-9	10-24	25-99	100+
--------	-------------	-----	-------	-------	------

L-com's Exclusive Right Angle Category 5e Keystone Couplers

An exclusive product design from L-com, these right angle Category 5e couplers offer true 90° connectivity and meet Category 5e standards. These unique right angle keystone couplers were designed to address tight fit applications commonly seen with wall plates and some patch panel designs. These robust right angle Category 5e couplers fit standard .765" (0.3cm) x .585" (0.2cm) keystone openings and can be used for myriad voice, video and data applications.

Features of this right angle coupler:

- High Performance Cat5e right angle coupler for panel, wall plate and enclosure mounting
- Gold plated contacts provide reliable connections with repeated mating cycles
- EIA568A/B dual wiring provides compatibility in every installation
- RJ45 jacks conform to TIA-1096
- Meets or exceeds Category 5e standards

Right Angle Category 5e Keystone Couplers

TDG1026KC-R5E	Category 5e Unshielded RJ45 (8x8) Right Angle Keystone Coupler	8.76	8.06	7.35	CALL
TDG1026KCS-R5E	Category 5e Shielded RJ45 (8x8) Right Angle Keystone Coupler	10.83	9.96	9.10	CALL

Premium Panel Mounted Modular Coupler Kits - Category 3, 5e and 6 - Shielded and Unshielded

These unique coupler kits allow panel mounting in virtually any panel thickness. A solid die-cast metal mounting frame provides secure mounting and reliable grounding. Kits include a snap-in coupler, mounting frame and two 4-40 machine screws.

ECF504-C3	Category 3 Unshielded RJ45 (8x8) Deluxe Panel Coupler Kit	5.13	4.72	4.31	CALL
ECF504-SC3	Category 3 Shielded RJ45 (8x8) Deluxe Panel Coupler Kit	7.72	7.10	6.48	CALL
ECF504-C5	Category 5e Unshielded RJ45 (8x8) Deluxe Panel Coupler Kit	7.72	7.10	6.48	CALL
ECF504-SC5E	Category 5e Shielded RJ45 (8x8) Deluxe Panel Coupler Kit	10.31	9.49	8.66	CALL
ECF504-C6	Category 6 Unshielded RJ45 (8x8) Deluxe Panel Coupler Kit	8.76	8.06	7.35	CALL
ECF504-SC6	Category 6 Shielded RJ45 (8x8) Deluxe Panel Coupler Kit	10.83	9.96	9.10	CALL
ECF504-C6A	Category 6a Unshielded RJ45 (8x8) Deluxe Panel Coupler Kit	13.42	12.35	11.27	CALL
ECF504-SC6A	Category 6a Shielded RJ45 (8x8) Deluxe Panel Coupler Kit	16.53	15.21	13.88	CALL

RJ45 (8x8) Keystone Feed-Thru Couplers - Shielded and Unshielded Category 3, 5e, 6 and 6a

These couplers utilize two RJ45 (8x8) modular jacks and fit into a standard keystone style opening. A slim housing design permits high density mounting. Couplers listed include Category 3, Category 5e, Category 6 and Category 6a performance ratings in both shielded and unshielded versions. Connector housings enclosed within a fully stamped shielding. Designed to work with EIA/ TIA 568A and B wiring.

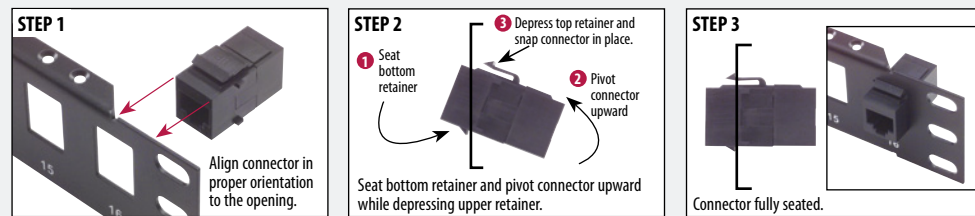
TDG1026KC3	Category 3 Unshielded RJ45 (8x8) Keystone Feed-thru Coupler	2.44	2.24	2.05	CALL
TDG1026KS-8P	Category 3 Shielded RJ45 (8x8) Keystone Feed-thru Coupler	5.17	4.76	4.34	CALL
TDG1026KC5	Category 5e Unshielded RJ45 (8x8) Keystone Feed-thru Coupler	5.34	4.91	4.48	CALL
TDG1026KS-C5E	Category 5e Shielded RJ45 (8x8) Keystone Feed-thru Coupler	7.24	6.66	6.08	CALL
TDG1026KC6	Category 6 Unshielded RJ45 (8x8) Keystone Feed-thru Coupler	6.37	5.86	5.35	CALL
TDG1026KS-C6	Category 6 Shielded RJ45 (8x8) Keystone Feed-thru Coupler	8.28	7.62	6.95	CALL
TDG1026KC6A	Category 6a Unshielded RJ45 (8x8) Keystone Feed-thru Coupler	8.24	7.58	6.92	CALL
TDG1026KS-C6A	Category 6a Shielded RJ45 (8x8) Keystone Feed-thru Coupler	10.35	9.52	8.70	CALL

Tip Easily panel mount a keystone style connector

Keystone style refers to the snap-in mounting mechanism that many manufacturers have adopted.

Online Video

L-com.com/Videos/A10




Premium Keystone Style RJ45 (8x8) Feed-Thru Modular Couplers - Category 5e Rated

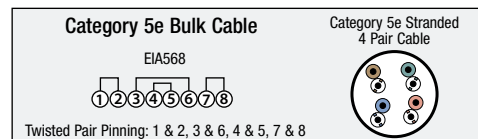
Two Category 5e feed-thru modular couplers for mating EIA568 A or B Category 5e connections. In both shielded and unshielded versions, this unique offset design maintains Category 5e performance and limits depth to only 1.25" (0.5cm). Designed to mate with keystone style holes.

UJ5T568	Modular Coupler, Cat5e RJ45 (8x8), Unshielded	10.31	9.49	8.66	CALL
UJ5T568S	Modular Coupler, Cat5e RJ45 (8x8), Shielded	12.90	11.87	10.84	CALL

Category 5e to 100 MHz - Hi-Speed UTP for LAN and Emerging Applications



Unshielded twisted pair has become the cabling of choice in voice and data applications. Low cost and easy installation are driving popularity. As new higher speed applications emerge, higher performance from cabling systems is required. Category 5e performance requirements add margin over existing Category 5 specifications to support more robust, bi-directional signaling schemes over all four pairs. Applications supported include: 10Base-T, 100Base-T, 100Base-TX, 1000Base-T, 100BaseVG-Any-LAN, 155Mbps ATM and a number of emerging multimedia applications.



FREQUENCY	NEAR END CROSSTALK (NEXT)	POWER SUM NEXT LOSS	EQUAL LEVEL FAR END CROSSTALK (EFLX)	POWER SUM EFLX	RETURN LOSS	ATTENUATION	IMPEDANCE
4 MHz	56.3 db	53.3 db	51.7 db	48.7 db	23 db	4.1 db	100 Ohms ± 15 Ohms
10 MHz	50.3 db	47.3 db	43.8 db	40.8 db	25 db	6.5 db	100 Ohms ± 15 Ohms
20 MHz	45.8 db	42.8 db	37.7 db	34.7 db	25 db	9.3 db	100 Ohms ± 15 Ohms
100 MHz	35.3 db	32.3 db	23.8 db	20.8 db	20.1 db	22 db	100 Ohms ± 15 Ohms


This table refers to the electrical specifications of TC2379, other Category 5e cabling is similar.

Item #	Description	Color	List Price
TC2379	Category 5e, PVC Bulk, 1,000ft (304.8m) Box, 4 Pr. Solid	Beige	92.22
TC2380	Category 5e, PVC Bulk, 1,000ft (304.8m) Reel, 2 Pr. Stranded	Beige	164.76
TC2382	Category 5e, PVC Bulk, 1,000ft (304.8m) Reel, 4 Pr. Stranded	Beige	206.20
TC2581	Category 5e, PVC Bulk, 1,000ft (304.8m) Reel, 4 Pr. Stranded	Yellow	206.20
TC2589	Category 5e, PVC Bulk, 1,000ft (304.8m) Reel, 4 Pr. Stranded	Red	206.20
TC2590	Category 5e, PVC Bulk, 1,000ft (304.8m) Reel, 4 Pr. Stranded	Green	206.20
TC2599	Category 5e, PVC Bulk, 1,000ft (304.8m) Reel, 4 Pr. Stranded	Blue	206.20
TPC2347	Category 5e, Plenum Bulk, 1,000ft (304.8m) Box, 4 Pr. Solid	White	195.84
TPC2567	Category 5e, Plenum Bulk, 1,000ft (304.8m) Box, 4 Pr. Solid	Blue	195.84
TPC58142	Category 5e, Plenum Bulk, 1,000ft (304.8m) Reel, 25 Pr. Solid	Gray	4143.76


What is the difference in flammability ratings?

Online Video
L-com.com/Videos/A20


Category 5e



Outdoor Category 5e



Outdoor Category 6



Category 5e and 6 Outdoor UV Resistant Gel-Filled Bulk Cable - Ethernet Grade Cable for Outdoor Usage

Protect Ethernet cable runs outside with L-com's outdoor Category 5e rated twisted pair cabling. The gel-filled jacket provides moisture protection when used in an outdoor environment. With the UV protected jacket, outdoor cable runs are protected from damage caused by sunlight exposure. The cable is EIA568 color-coded for compatibility with standard installations and features solid conductors for termination into standard IDC connectors.

FREQUENCY	NEAR END CROSS TALK (NEXT)	ATTENUATION	CAPACITANCE	IMPEDANCE
4 MHz	53 dB min.	4.1 dB/330 ft max.	14 pF/ft Max	100 Ohms ± 15 Ohms
10 MHz	47 dB min.	6.5 dB/330 ft max.	14 pF/ft Max	100 Ohms ± 15 Ohms
20 MHz	42 dB min.	9.3 dB/330 ft max.	14 pF/ft Max	100 Ohms ± 15 Ohms
100 MHz	32 dB min.	22 dB/330 ft max.	14 pF/ft Max	100 Ohms ± 15 Ohms


TOAC2004	Category 5e, Outdoor Aerial/Duct, 1,000ft (304.8m) Reel, 4 Pr. Solid	Black	268.38
TOBC2004	Category 5e, Outdoor Direct Burial, 1,000ft (304.8m) Reel, 4 Pr. Solid	Black	568.87
TOAC2005	Category 6, Outdoor Aerial/Duct, 1,000ft (304.8m) Reel, 4 Pr. Solid	Black	454.89
TOC35911	Category 6, Outdoor, 1,000ft (304.8m) Reel, 4 Pr. Solid	Black	299.46

Tip What is the difference in flammability ratings?

Shown below is a comparison between NEC® National Electrical Code articles and the corresponding UL® Underwriters Laboratories test methods. Be sure to consult your local electrical inspector for guidance on current code requirements.


PLENUM	RISER	GENERAL PURPOSE	RESIDENTIAL
<ul style="list-style-type: none"> Highest flame resistance Suitable for use in areas designated as plenums UL-910 Steiner tunnel flame test 	<ul style="list-style-type: none"> Suitable for vertical installation between building floors NEC Communications Cable Code: CMR 	<ul style="list-style-type: none"> Used in broad applications NEC Communications Cable Code: CMG UL-1581 Vertical try flame test 	<ul style="list-style-type: none"> Lowest flame resistance NEC Communications Cable Code: CMX UL-1581 VW-1 Vertical flame test

Screened Category 5e




TFC2004
TFC2006
TFC2900
TFC2903
TFC2904
TFC2905
TFC2906
TFC2907
TFC2908
TFC2909
TFPC2648
TFCL2004
TFCL2004
TFDL2104

Industrial Category 5e



TFCPUR5730
TFDL5025
TFDL5088
TFDL5090
TFCL2005
TFCL5075

Screened Category 6a

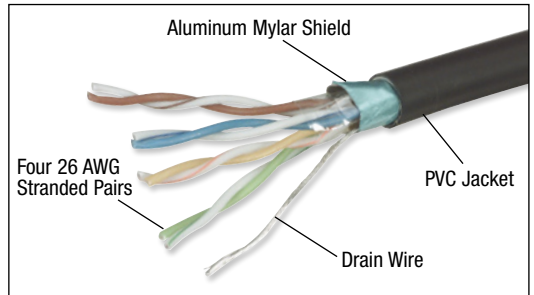
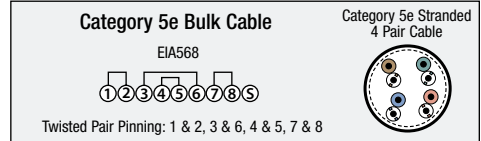


TFC2942
TFC2944
TFC2946
TFC2947
TFC2948
TFC2948
TFC2950
TFC628A-BL



Shielded F (UTP) 5e to 100 MHz Bulk Cable - Help Suppress Noise in Networks - 2 and 4 Pair

Screened (shielded) twisted pair is ideal for use in environments where EMI/RFI is a concern. A foil wrap with a drain wire protects signals from external noise. Available in stranded 26 AWG conductor with PVC and Low Smoke Zero Halogen jackets. Double shielded (foil + braid) 24 AWG solid is now available for use where extra noise protection is required. Plenum version is 24 AWG solid conductor. Sold in 1000' (304.8m) spools.



Item #	Description	Color	List Price
--------	-------------	-------	------------

Category 5e PVC Bulk Cable with Foil Shield

TFC2002	Category 5e Shielded, 2-pr. Stranded PVC 26 AWG, 1,000ft (304.8m) Reel	Beige	299.46
TFC2004	Category 5e Shielded, 4-pr. Stranded PVC 26 AWG, 1,000ft (304.8m) Reel	Lt. Gray	258.01
TFC2006	Category 5e Shielded, 4-pr. Stranded PVC 26 AWG, 1,000ft (304.8m) Reel	Red	258.01
TFC2900	Category 5e Shielded, 4-pr. Stranded PVC 26 AWG, 1,000ft (304.8m) Reel	Black	258.01
TFC2901	Category 5e Shielded, 4-pr. Stranded PVC 26 AWG, 1,000ft (304.8m) Reel	Brown	258.01
TFC2903	Category 5e Shielded, 4-pr. Stranded PVC 26 AWG, 1,000ft (304.8m) Reel	Orange	258.01
TFC2904	Category 5e Shielded, 4-pr. Stranded PVC 26 AWG, 1,000ft (304.8m) Reel	Yellow	258.01
TFC2905	Category 5e Shielded, 4-pr. Stranded PVC 26 AWG, 1,000ft (304.8m) Reel	Green	258.01
TFC2906	Category 5e Shielded, 4-pr. Stranded PVC 26 AWG, 1,000ft (304.8m) Reel	Blue	258.01
TFC2907	Category 5e Shielded, 4-pr. Stranded PVC 26 AWG, 1,000ft (304.8m) Reel	Violet	258.01
TFC2908	Category 5e Shielded, 4-pr. Stranded PVC 26 AWG, 1,000ft (304.8m) Reel	Gray	258.01
TFC2909	Category 5e Shielded, 4-pr. Stranded PVC 26 AWG, 1,000ft (304.8m) Reel	White	258.01

Category 5e Plenum Bulk Cable with Foil Shield

TFPC2648	Category 5e, 4-pr. Solid Plenum, 1,000ft (304.8m) Reel	Blue	413.44
----------	--	------	--------

Category 5e PVC Bulk Cable with Foil + Braid Shielding

TFSC2004	Category 5e Shielded, 4-pr. Solid PVC 24 AWG, 1,000ft (304.8m) Reel	Ivory	361.63
----------	---	-------	--------

Category 5e Low Smoke Zero Halogen Bulk Cable with Foil Shield

TFCL2004	Category 5e Shielded, 4-pr. Stranded LSZH, 1,000ft (304.8m) Reel	Black	496.34
----------	--	-------	--------

Category 5e Low Smoke Zero Halogen Bulk Cable with Foil + Braid Shielding

TFDL2004	Category 5e Shielded, 4-pr. Stranded LSZH 26 AWG, 1,000ft (304.8m) Reel	Lt. Gray	517.06
TFDL2104	Category 5e Shielded, 4-pr. Solid LSZH 24 AWG, 1,000ft (304.8m) Reel	Lt. Gray	413.44

Category 5e PUR Double Shielded Industrial Ethernet Bulk Cable

TFCPUR5730	Category 5e, Double Shielded, PUR 4-pr. Stranded, 26 AWG, 1,000ft (305m) Reel	Black	983.35
------------	---	-------	--------


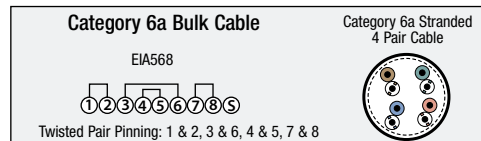
Category 5e Shielded Continuous Hi-Flex Oil Resistant Industrial Ethernet Bulk Cable

Designed for environments where ordinary cables fail, these exclusive ultra flexible Category 5e shielded bulk cables are built to take a beating. These Hi-Flex cables will not breakdown when exposed to oil based lubricants making them ideal for robotic control systems on the factory floor. Our cables are tested to 10 Million flex cycles (20 X cable O.D. min radius).

TFDL5025	Category 5e Double Shielded, 2-pr. Stranded CMX Rated Hi-Flex, 24 AWG, 1,000ft (304.8m) Reel	Teal	896.31
TFDL5088	Category 5e, Double Shielded, 4-pr. Stranded CMX Rated Hi-Flex, 26 AWG, 1,000ft (304.8m) Reel	Teal	1170.85
TFDL5090	Category 5e, Double Shielded, 4-pr. Stranded CMX Rated Hi-Flex, 24 AWG, 1,000ft (304.8m) Reel	Teal	1170.85
TFCL2005	Category 5e Shielded, 4-pr. Stranded Extreme Hi-Flex, 26 AWG, 1,000ft (304.8m) Reel	Teal	1501.45
TFCL5075	Category 5e Shielded, 4-pr. Stranded Extreme Hi-Flex, 26 AWG, 1,000ft (304.8m) Reel	Black	1501.45


Category 6a High Performance Shielded Bulk Cable

For Protection against EMI/RFI interference L-com's High-Performance Category 6a foil shielded bulk cable is the perfect choice. Surpassing the Category 6 standard, this Category 6a cable is designed for 10 gigabit networks. With a 100% foil shield covering 4-Pair 26 AWG stranded conductors, your data is protected from interference. Designed to exceed EIA568B standards, this cable will easily handle 10 Gigabit Ethernet applications. Contact us today for all of your network cabling needs.

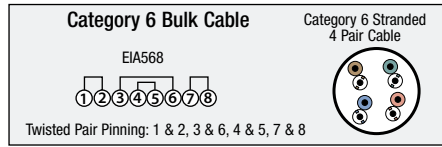


TFC2942	Category 6a Shielded, 4-pr. Stranded PVC 26 AWG, 1,000ft (305m) Reel	Black	435.15
TFC2944	Category 6a Shielded, 4-pr. Stranded PVC 26 AWG, 1,000ft (305m) Reel	Red	435.15
TFC2946	Category 6a Shielded, 4-pr. Stranded PVC 26 AWG, 1,000ft (305m) Reel	Yellow	435.15
TFC2947	Category 6a Shielded, 4-pr. Stranded PVC 26 AWG, 1,000ft (305m) Reel	Green	435.15
TFC2948	Category 6a Shielded, 4-pr. Stranded PVC 26 AWG, 1,000ft (305m) Reel	Blue	435.15
TFC2948	Category 6a Shielded, 4-pr. Stranded PVC 26 AWG, 1,000ft (305m) Reel	Gray	435.15
TFC2950	Category 6a Shielded, 4-pr. Stranded PVC 26 AWG, 1,000ft (305m) Reel	Blue	435.15
TFC628A-BL	Category 6a Shielded, 4-pr. Stranded PVC 28 AWG Slim-Line, 1,000ft (305m) Reel	Blue	268.38

Category 6 to 250 MHz UTP Bulk Cable - Maximum Performance for LAN Environments



Maximize performance in your next cabling project with L-com's Category 6 twisted pair cabling. Designed for today's hi-speed gigabit networks. This series is EIA568 color-coded for compatibility with standard installations. Solid conductors terminate easily into standard IDC connectors and panels. Designed to exceed EIA568B standards, this cable will easily handle Gigabit Ethernet applications.

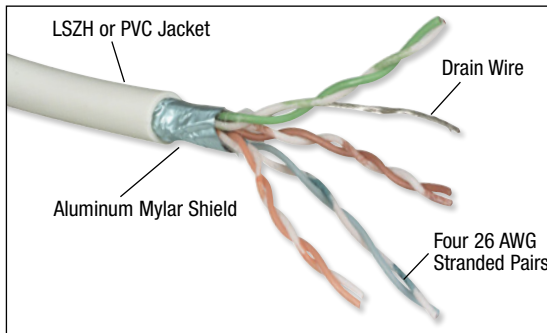


FREQUENCY	NEAR END CROSSTALK (NEXT)	POWER SUM NEXT LOSS	EQUAL LEVEL FAR END CROSSTALK (EFLX)	POWER SUM EFLX	INSERTION LOSS	ATTENUATION	IMPEDANCE
4 MHz	65.3 db	63.3 db	55.8 db	52.8 db	3.8 db	3.8 db	100 Ohms ± 15 Ohms
10 MHz	59.3 db	57.3 db	47.8 db	44.8 db	6.0 db	6.0 db	100 Ohms ± 15 Ohms
20 MHz	54.8 db	52.8 db	41.8 db	38.8 db	8.5 db	8.6 db	100 Ohms ± 15 Ohms
100 MHz	44.3 db	42.3 db	27.8 db	24.8 db	19.8 db	20.2 db	100 Ohms ± 15 Ohms
250 MHz	38.3 db	36.3 db	19.8 db	16.8 db	32.8 db	33.8 db	100 Ohms ± 15 Ohms

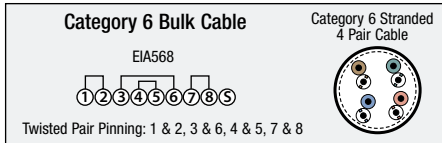
This table refers to the electrical specifications of TPC2756, other Category 6 cabling is similar.

Item #	Description	Color	List Price
TC5050	Category 6, PVC, 1,000ft (304.8m) Reel, 4 Pr. Stranded	Blue	226.93
TPC2756	Category 6, Plenum, 1,000ft (304.8m) Pull Box, 4 Pr. Solid	Blue	309.82
TC628-BL	Category 6, UTP PVC, 1,000ft (304.8m) Reel, 4 Pr. Stranded, 28AWG Slim-line	Blue	185.48

Category 6 Hi-Speed Shielded Network Bulk Cable



For Protection against EMI/RFI interference L-com's High-Performance Category 6 Shielded bulk cable is the perfect choice. Designed for today's hi-speed gigabit networks, this Category 6 cable from L-com is made to out-perform all others. With a 100% foil shield covering 4-Pair 26 AWG stranded conductors, your data is protected from interference. Designed to exceed EIA568B standards, this cable will easily handle Gigabit Ethernet applications.

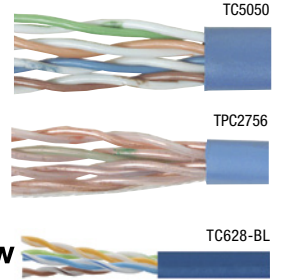


TFC2930	Category 6 Shielded, 4 Pr. Stranded PVC 26 AWG, 1,000ft (304.8m) Reel	Black	361.63
TFC2932	Category 6 Shielded, 4 Pr. Stranded PVC 26 AWG, 1,000ft (304.8m) Reel	Red	361.63
TFC2934	Category 6 Shielded, 4 Pr. Stranded PVC 26 AWG, 1,000ft (304.8m) Reel	Yellow	361.63
TFC2936	Category 6 Shielded, 4 Pr. Stranded PVC 26 AWG, 1,000ft (304.8m) Reel	Blue	361.63
TFC2940	Category 6 Shielded, 4 Pr. Stranded PVC 26 AWG, 1,000ft (304.8m) Reel	Beige	361.63
TFC6101	Category 6 Shielded, 4 Pr. Stranded PVC 26 AWG, 1,000ft (304.8m) Reel	Gray	361.63
TFCLS6001	Category 6 Shielded, 4 Pr. Stranded LSZH 26 AWG, 1,000ft (304.8m) Reel	Gray	538.77


What is the difference in flammability ratings?

Online Video
L-com.com/Videos/A20

Category 6



Category 6 Hi-Speed



Tip Solid vs Stranded Center Conductors

Online Video
L-com.com/Videos/A19

In network cabling there are two distinct types of cable that are offered. Each type of cable has advantages and disadvantages:
Stranded cable, used on workstation patch cords, is very flexible and easily bends but has a slightly higher attenuation factor.
Solid cable, used in horizontal runs, is stiff but offers better transmission performance.

Comparison Between Solid and Stranded Conductor Cable


	Solid Conductor Cable	Stranded Conductor Cable	Solid Conductor Cable	Stranded Conductor Cable
Advantages	Lowest Cost Best Transmission Performance Terminates to IDC110 Blocks / Jacks	Very Flexible Easy Plug Termination		
Disadvantages	Not Flexible Difficult to terminate to plug	Higher Cost Recommended Distance (<10m) Higher Attenuation Cannot connect to IDC 110 blocks		

What is the difference between stranded and solid cable?

Online Video

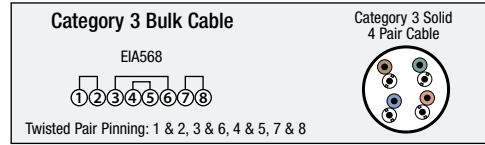

L-com.com/Videos/A19

Category 3



Category 3 to 16 MHz - Medium Speed UTP - 2, 3, 4, 12 and 25 Pair Solid Conductor

Category 3 twisted pair cabling is the perfect choice to control cost when low speed telephone or data is required. This PVC-jacketed cable is EIA568 color-coded for compatibility with standard installations. Category 3 cabling is perfect for telephone and low speed data applications. Solid conductors terminate easily into standard IDC connectors and panels. Available in PVC or Plenum rated jacket styles.



FREQUENCY	NEAR END CROSS TALK (NEXT)	ATTENUATION	CAPACITANCE	IMPEDANCE
1 MHz	41 db min.	2.6 db/330 ft max.	20 pF/ft Max	100 Ohms ± 15 Ohms
4 MHz	32 db min.	5.6 db/330 ft max.	20 pF/ft Max	100 Ohms ± 15 Ohms
10 MHz	26 db min.	9.7 db/330 ft max.	20 pF/ft Max	100 Ohms ± 15 Ohms
16 MHz	23 db min.	13.1 db/330 ft max.	20 pF/ft Max	100 Ohms ± 15 Ohms

Item #	Description	Color	List Price
TPC4757	Category 3, Plenum Bulk, 1,000ft (304.8m) Box, 3 Pr. Solid	Green	124.29
TPC4759	Category 3, Plenum Bulk, 1,000ft (304.8m) Box, 4 Pr. Solid	Gray	134.65

100 Ohm T1 Cables


Reduce interference for T1/E1 communication with 2 pair cable with individually shielded pairs (FTP). Cables are Telcordia GR 137-CORE compliant. Unique two-layer insulator allows for termination into RJ45 plugs.

TSC9720	2 100 Ohm (T1) Shielded Pair, PVC 1,000ft Reel	Gray	435.15
TSC9738	2 100 Ohm (T1) Shielded Pair, Plenum 1,000ft Reel	Gray	1160.49

Flat Modular Cord



Tip UTP and STP installation guidelines



The minimum recommended bend radius for UTP is typically 10 times the cable's OD (Outside Diameter).



DO NOT twist the cable



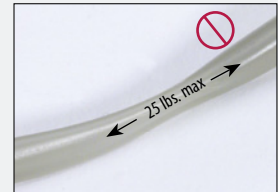
DO NOT overtighten wire ties



DO NOT bend cable greater than 90 degrees



DO NOT use a stapler for installations



DO NOT stretch or apply pull force greater than 25 lbs (11.4kg).

Flat Modular Cord - 26 AWG Stranded - 4, 6, 8 and 10 Conductors

Flat modular (POTS) cable is suitable for voice and low speed data applications. Flat oval design permits fast stripping and crimping of modular plugs. Cable construction features flexible PVC jacketing. Available in popular 4, 6, 8 and 10 conductor counts. UL listed. Sold in 100' (30.5m), 500' (152.4m) and 1000' (304.8m) spools.

TDB4-100	4 Conductor Flat Modular Cord, PVC Bulk, 100ft (30.5m) Coil	Gray	12.38
TDB6-100	6 Conductor Flat Modular Cord, PVC Bulk, 100ft (30.5m) Coil	Gray	18.60
TDB8-100	8 Conductor Flat Modular Cord, PVC Bulk, 100ft (30.5m) Coil	Gray	27.93
TDB4-500	4 Conductor Flat Modular Cord, PVC Bulk, 500ft (152.4m) Reel	Gray	43.47
TDB6-500	6 Conductor Flat Modular Cord, PVC Bulk, 500ft (152.4m) Reel	Gray	72.48
TDB8-500	8 Conductor Flat Modular Cord, PVC Bulk, 500ft (152.4m) Reel	Gray	93.21
TDB4-1000	4 Conductor Flat Modular Cord, PVC Bulk, 1,000ft (304.8m) Reel	Gray	82.84
TDB6-1000	6 Conductor Flat Modular Cord, PVC Bulk, 1,000ft (304.8m) Reel	Gray	126.36
TDB8-1000	8 Conductor Flat Modular Cord, PVC Bulk, 1,000ft (304.8m) Reel	Gray	176.10
TDB10-1000	10 Conductor Flat Modular Cord, PVC Bulk, 1,000ft (304.8m) Reel	Gray	207.19

Item #	Description	Wiring	1-9	10-24	25-99	100+
--------	-------------	--------	-----	-------	-------	------

25-Pair Telco Cables - Dual Terminated and Breakout (Octopus) Versions

L-com offers a variety of straight-thru and breakout 25 pair telco trunk cables for voice and data networks. Cables come in Category 3 and 5 grades and utilize PVC jackets. Plenum grade and other configurations available by custom request. Category 5 cables utilize 180° or 90° connector ends.

TDC350FF-5	Cat3, Telco Cable, 90° Female/90° Female, 5.0ft (1.5m)	A	36.26	33.36	30.46	CALL
TDC350FF-10	Cat3, Telco Cable, 90° Female/90° Female, 10.0ft (3.0m)	A	41.44	38.12	34.81	CALL
TDC350FF-15	Cat3, Telco Cable, 90° Female/90° Female, 15.0ft (4.6m)	A	48.69	44.80	40.90	CALL
TDC350FF-25	Cat3, Telco Cable, 90° Female/90° Female, 25.0ft (7.6m)	A	62.06	57.09	52.13	CALL
TDC350FF-50	Cat3, Telco Cable, 90° Female/90° Female, 50.0ft (15.2m)	A	97.08	89.32	81.55	CALL
TDC350FF-100	Cat3, Telco Cable, 90° Female/90° Female, 100.0ft (30.5m)	A	162.57	149.56	136.56	CALL
TDC350MM-5	Cat3, Telco Cable, 90° Male/90° Male, 5.0ft (1.5m)	A	36.26	33.36	30.46	CALL
TDC350MM-10	Cat3, Telco Cable, 90° Male/90° Male, 10.0ft (3.0m)	A	41.44	38.12	34.81	CALL
TDC350MM-15	Cat3, Telco Cable, 90° Male/90° Male, 15.0ft (4.6m)	A	48.69	44.80	40.90	CALL
TDC350MM-25	Cat3, Telco Cable, 90° Male/90° Male, 25.0ft (7.6m)	A	62.06	57.09	52.13	CALL
TDC350MM-50	Cat3, Telco Cable, 90° Male/90° Male, 50.0ft (15.2m)	A	97.08	89.32	81.55	CALL
TDC350MM-100	Cat3, Telco Cable, 90° Male/90° Male, 100.0ft (30.5m)	A	162.57	149.56	136.56	CALL
TDC550MM-5	Cat5, Telco Cable, 180° Male/180° Male, 5.0ft (1.5m)	A	100.19	94.18	88.17	CALL
TDC550MM-10	Cat5, Telco Cable, 180° Male/180° Male, 10.0ft (3.0m)	A	111.38	104.70	98.02	CALL
TDC550MM-15	Cat5, Telco Cable, 180° Male/180° Male, 15.0ft (4.6m)	A	122.57	115.22	107.86	CALL
TDC550MM-25	Cat5, Telco Cable, 180° Male/180° Male, 25.0ft (7.6m)	A	159.05	149.50	139.96	CALL
TDC550MM-50	Cat5, Telco Cable, 180° Male/180° Male, 50.0ft (15.2m)	A	237.69	223.43	209.17	CALL
TDC550MM-100	Cat5, Telco Cable, 180° Male/180° Male, 100.0ft (30.5m)	A	392.61	369.05	345.49	CALL

Category 3, Octopus Cables - Convert 25-Pair Telco to a Variety of Modular Cable Breakouts

This is a useful cable arrangement that allows conversion from a 90° 50 pin Telco connector to a variety of modular cables terminated with male RJ plugs having 2, 4, 6 or 8 active pins. All cables are three feet (0.9m) long. Wired per USOC Standard. Category 3 rated.

TDC50M62	Cat3 Telco Breakout Cable, Male Telco/25 (6x2), 3.0ft (0.9m)	B	101.23	95.15	89.08	CALL
TDC50M64	Cat3 Telco Breakout Cable, Male Telco/12 (6x4), 3.0ft (0.9m)	C	73.25	68.85	64.46	CALL
TDC50M66	Cat3 Telco Breakout Cable, Male Telco/8 (6x6), 3.0ft (0.9m)	D	67.65	63.59	59.54	CALL
TDC50M88	Cat3 Telco Breakout Cable, Male Telco/6 (8x8), 3.0ft (0.9m)	E	67.65	63.59	59.54	CALL
TDC50F62	Cat3 Telco Breakout Cable, Female Telco/25 (6x2), 3.0ft (0.9m)	B	101.23	95.15	89.08	CALL
TDC50F64	Cat3 Telco Breakout Cable, Female Telco/12 (6x4), 3.0ft (0.9m)	C	73.25	68.85	64.46	CALL
TDC50F66	Cat3 Telco Breakout Cable, Female Telco/8 (6x6), 3.0ft (0.9m)	D	67.65	63.59	59.54	CALL
TDC50F88	Cat3 Telco Breakout Cable, Female Telco/6 (8x8), 3.0ft (0.9m)	E	67.65	63.59	59.54	CALL

50 Position Slim-Line Gender Changers - Mate with SCSI-1 and 50 Position Telco Connectors

DGC50F	50 Pin SCSI Gender Changer, Female/Female	13.77	12.67	11.57	CALL
DGC50M	50 Pin SCSI Gender Changer, Male/Male	13.77	12.67	11.57	CALL
DGC50MF	50 Pin SCSI Telco Socket Saver, Male/Female	13.77	12.67	11.57	CALL

Harmonica Style Cluster Bars - An Efficient Way to Distribute Your 25 Pair Lines

Break out your 50 pin Telco terminated cabling by connecting to a harmonica style cluster bar. These units use one male or female 25 pair Telco connector as input and 6, 8 or 12 modular jacks as output. Two holes for screw mounting or 2-sided tape may be used. Connector has Hook and Loop hold-down straps to eliminate screw tightening. USOC and 10Base-T wiring only.

EC412M	Telco Harmonica 12 RJ11 (6x4)/50 Pin Male	USOC	34.14	30.73	27.31	CALL
EC608M	Telco Harmonica 8 RJ12 (6x6)/50 Pin Male	USOC	33.11	29.80	26.49	CALL
EC806M	Telco Harmonica 6 RJ45 (8x8)/50 Pin Male	USOC	36.22	32.59	28.97	CALL
EC412F	Telco Harmonica 12 RJ11 (6x4)/50 Pin Female	USOC	33.11	29.80	26.49	CALL
EC608F	Telco Harmonica 8 RJ12 (6x6)/50 Pin Female	USOC	33.11	29.80	26.49	CALL
EC806F	Telco Harmonica 6 RJ45 (8x8)/50 Pin Female	USOC	36.22	32.59	28.97	CALL
E412F10BASE-T	Telco Harmonica 12 RJ45 (8x4)/50 Pin Female	10Base-T	46.58	42.85	39.12	CALL

19" (48.3cm) x 1.75" (4.4cm) Modular Patch Panel - 2, 3, or 4 Harmonicas Mounted in Low Profile Panel

These exclusive 19" (48.3cm) x 1.75" (4.4cm) panels come loaded with 2, 3, or 4 harmonica cluster bars. Panels are steel construction for durability and have a shelf in back for cable mounting. Black with white imprinting.

ECHL24-4M	1.75" (4.4cm) Panel with 2 EC412M	USOC	113.93	109.37	104.82	CALL
ECHL24-6M	1.75" (4.4cm) Panel with 3 EC608M	USOC	148.12	142.20	136.27	CALL
ECHL24-4F	1.75" (4.4cm) Panel with 2 EC412F	USOC	113.93	109.37	104.82	CALL
ECHL24-8F	1.75" (4.4cm) Panel with 4 EC806F	USOC	159.52	153.14	146.76	CALL
ECHL24-10BTf	1.75" (4.4cm) Panel with 2 EC412F 10Base-T	10Base-T	136.73	131.26	125.79	CALL


Harmonica Style Bridging Adapters - For RJ45 Modular Equipped Cables

Your choice of 6 or 12 port bridging adapters. The RJ45 (8x8) lines are all wired in parallel.

TDS1881S	6 Way Bridging Adapter, RJ45 (8x8)	30.57	28.12	25.68	CALL
TDS2167	12 Way Bridging Adapter, RJ45 (8x8)	43.47	42.16	40.86	CALL

19" (48.3cm) x 1.75" (4.4cm) Modular Bridging Panels - Equipped with 6 or 12 Way Bridging Adapters

ECHL1881	1.75" (4.4cm) Panel with 4-6 Way (8x8) Bridging Adapters	148.12	142.20	136.27	CALL
ECHL2167	1.75" (4.4cm) Panel with 2-12 Way (8x8) Bridging Adapters	125.33	120.32	115.30	CALL




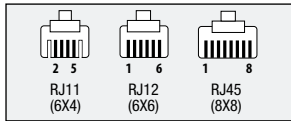
Item #	Description	List Price
--------	-------------	------------

Voice Grade Keystone Jack and Panel Kit Assortment - At Significant Savings

These kits include a pre-punched 19" (48.3cm) rack panel and appropriate number of keystone jacks to complete the assembly. Keystone jacks use insulation displacement contacts and each connector has 30 microinches (0.762µm) of gold on jack mating surfaces. Panel color is black.

PR175-1606	1.75" (4.4cm) x 19" (48.3cm) Panel Kit with 16 RJ12 (6x6) Keystone Jacks	67.30
PR35-3206	3.50" (48.3cm) x 19" (48.3cm) Panel Kit with 32 RJ12 (6x6) Keystone Jacks	90.10
PR175-1608	1.75" (4.4cm) x 19" (48.3cm) Panel Kit with 16 RJ45 (8x8) Keystone Jacks	131.55
PR35-3208	3.50" (48.3cm) x 19" (48.3cm) Panel Kit with 32 RJ45 (8x8) Keystone Jacks	170.92





TDC019



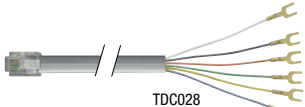
TDC029



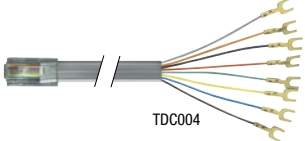
TDC005



TDC018



TDC028




TDC004



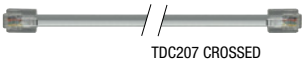
TDC301 STRAIGHT-THRU



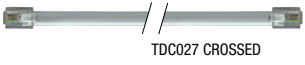
TDC057 STRAIGHT-THRU



TDC053 STRAIGHT-THRU



TDC207 CROSSED



TDC027 CROSSED



TDC003 CROSSED

Item #	Description	1-9	10-24	25-99	100+
--------	-------------	-----	-------	-------	------

Flat Silver Satin Modular Cable - Plug to Tinned Wires

Silver satin flat modular cords with one modular plug and pre-tinned wires. Choose four conductor (RJ11), six conductor (RJ12) or eight conductor (RJ45).

TDC019-1	Flat Modular Cable, RJ11 (6x4)/Tinned End, 1.0ft (0.3m)	2.06	2.02	1.94	CALL
TDC019-2	Flat Modular Cable, RJ11 (6x4)/Tinned End, 2.0ft (0.7m)	2.27	2.22	2.13	CALL
TDC019-7	Flat Modular Cable, RJ11 (6x4)/Tinned End, 7.0ft (2.1m)	2.68	2.63	2.52	CALL
TDC029-1	Flat Modular Cable, RJ12 (6x6)/Tinned End, 1.0ft (0.3m)	2.89	2.83	2.72	CALL
TDC029-2	Flat Modular Cable, RJ12 (6x6)/Tinned End, 2.0ft (0.7m)	3.20	3.14	3.01	CALL
TDC029-7	Flat Modular Cable, RJ12 (6x6)/Tinned End, 7.0ft (2.1m)	4.03	3.95	3.79	CALL
TDC029-14	Flat Modular Cable, RJ12 (6x6)/Tinned End, 14.0ft (4.3m)	5.79	5.68	5.44	CALL
TDC005-1	Flat Modular Cable, RJ45 (8x8)/Tinned End, 1.0ft (0.3m)	3.51	3.44	3.30	CALL
TDC005-2	Flat Modular Cable, RJ45 (8x8)/Tinned End, 2.0ft (0.7m)	3.82	3.75	3.59	CALL
TDC005-7	Flat Modular Cable, RJ45 (8x8)/Tinned End, 7.0ft (2.1m)	5.17	5.07	4.86	CALL
TDC005-14	Flat Modular Cable, RJ45 (8x8)/Tinned End, 14.0ft (4.3m)	7.24	7.10	6.81	CALL

Flat Silver Satin Modular Cable - Plug to Spade Lugs

Silver satin flat modular cords with one modular plug and uninsulated spade lugs. Great for terminating to screw terminals. Choose four conductor (RJ11), six conductor (RJ12) or eight conductor (RJ45).

TDC018-1	Flat Modular Cable, RJ11 (6x4)/Spade Lug, 1.0ft (0.3m)	2.06	2.02	1.94	CALL
TDC018-2	Flat Modular Cable, RJ11 (6x4)/Spade Lug, 2.0ft (0.7m)	2.27	2.22	2.13	CALL
TDC018-7	Flat Modular Cable, RJ11 (6x4)/Spade Lug, 7.0ft (2.1m)	2.68	2.63	2.52	CALL
TDC028-1	Flat Modular Cable, RJ12 (6x6)/Spade Lug, 1.0ft (0.3m)	2.89	2.83	2.72	CALL
TDC028-2	Flat Modular Cable, RJ12 (6x6)/Spade Lug, 2.0ft (0.7m)	3.20	3.14	3.01	CALL
TDC028-7	Flat Modular Cable, RJ12 (6x6)/Spade Lug, 7.0ft (2.1m)	4.34	4.25	4.08	CALL
TDC028-14	Flat Modular Cable, RJ12 (6x6)/Spade Lug, 14.0ft (4.3m)	5.79	5.68	5.44	CALL
TDC004-2	Flat Modular Cable, RJ45 (8x8)/Spade Lug, 2.0ft (0.7m)	3.82	3.75	3.59	CALL
TDC004-7	Flat Modular Cable, RJ45 (8x8)/Spade Lug, 7.0ft (2.1m)	5.17	5.07	4.86	CALL

Flat Silver Satin Modular Cable - Plug to Plug, Straight-thru Wiring

Silver satin flat modular cords with two modular plugs. Wired straight-thru (1-1, 2-2, 3-3...) for most low speed data applications. Choose four conductor (RJ11), six conductor (RJ12) or eight conductor (RJ45).

TDC301	Flat Modular Cable, RJ11 (6x4)/RJ11 (6x4), 1.0ft (0.3m)	2.06	2.02	1.94	CALL
TDC302	Flat Modular Cable, RJ11 (6x4)/RJ11 (6x4), 2.0ft (0.7m)	2.27	2.22	2.13	CALL
TDC303	Flat Modular Cable, RJ11 (6x4)/RJ11 (6x4), 3.0ft (0.9m)	2.37	2.33	2.23	CALL
TDC305	Flat Modular Cable, RJ11 (6x4)/RJ11 (6x4), 5.0ft (1.5m)	2.58	2.53	2.43	CALL
TDC307	Flat Modular Cable, RJ11 (6x4)/RJ11 (6x4), 7.0ft (2.1m)	2.68	2.63	2.52	CALL
TDC314	Flat Modular Cable, RJ11 (6x4)/RJ11 (6x4), 14.0ft (4.3m)	3.82	3.75	3.59	CALL
TDC325	Flat Modular Cable, RJ11 (6x4)/RJ11 (6x4), 25.0ft (7.6m)	5.48	5.37	5.15	CALL
TDC057-2	Flat Modular Cable, RJ12 (6x6)/RJ12 (6x6), 2.0ft (0.7m)	3.20	3.14	3.01	CALL
TDC057-7	Flat Modular Cable, RJ12 (6x6)/RJ12 (6x6), 7.0ft (2.1m)	4.34	4.25	4.08	CALL
TDC057-14	Flat Modular Cable, RJ12 (6x6)/RJ12 (6x6), 14.0ft (4.3m)	5.79	5.68	5.44	CALL
TDC057-25	Flat Modular Cable, RJ12 (6x6)/RJ12 (6x6), 25.0ft (7.6m)	8.07	7.91	7.59	CALL
TDC057-50	Flat Modular Cable, RJ12 (6x6)/RJ12 (6x6), 50.0ft (15.2m)	13.15	12.89	12.36	CALL
TDC053-2	Flat Modular Cable, RJ45 (8x8)/RJ45 (8x8), 2.0ft (0.7m)	3.51	3.44	3.30	CALL
TDC053-7	Flat Modular Cable, RJ45 (8x8)/RJ45 (8x8), 7.0ft (2.1m)	5.17	5.07	4.86	CALL
TDC053-14	Flat Modular Cable, RJ45 (8x8)/RJ45 (8x8), 14.0ft (4.3m)	7.24	7.10	6.81	CALL
TDC053-25	Flat Modular Cable, RJ45 (8x8)/RJ45 (8x8), 25.0ft (7.6m)	10.35	10.14	9.73	CALL
TDC053-50	Flat Modular Cable, RJ45 (8x8)/RJ45 (8x8), 50.0ft (15.2m)	17.50	17.15	16.45	CALL
TDC053-100	Flat Modular Cable, RJ45 (8x8)/RJ45 (8x8), 100.0ft (30.5m)	32.01	31.37	30.09	CALL

Flat Silver Satin Modular Cable - Plug to Plug, Crossed Wiring

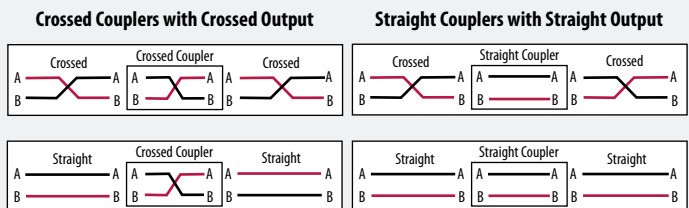
Silver satin flat modular cords with two modular plugs. Crossed wires for many voice applications. Choose four conductor (RJ11), six conductor (RJ12) or eight conductor (RJ45).

TDC207	Flat Modular Cable, RJ11 (6x4)/RJ11 (6x4), 7.0ft (2.1m)	2.68	2.63	2.52	CALL
TDC214	Flat Modular Cable, RJ11 (6x4)/RJ11 (6x4), 14.0ft (4.3m)	3.82	3.75	3.59	CALL
TDC225	Flat Modular Cable, RJ11 (6x4)/RJ11 (6x4), 25.0ft (7.6m)	5.17	5.07	4.86	CALL
TDC027-2	Flat Modular Cable, RJ12 (6x6)/RJ12 (6x6), 2.0ft (0.7m)	3.20	3.14	3.01	CALL
TDC027-7	Flat Modular Cable, RJ12 (6x6)/RJ12 (6x6), 7.0ft (2.1m)	4.34	4.25	4.08	CALL
TDC027-14	Flat Modular Cable, RJ12 (6x6)/RJ12 (6x6), 14.0ft (4.3m)	5.79	5.68	5.44	CALL
TDC027-25	Flat Modular Cable, RJ12 (6x6)/RJ12 (6x6), 25.0ft (7.6m)	8.07	7.91	7.59	CALL
TDC003-2	Flat Modular Cable, RJ45 (8x8)/RJ45 (8x8), 2.0ft (0.7m)	3.82	3.75	3.59	CALL
TDC003-7	Flat Modular Cable, RJ45 (8x8)/RJ45 (8x8), 7.0ft (2.1m)	5.17	5.07	4.86	CALL

Tip What is the difference between straight-thru and cross pinning?

Straight-thru means each contact is straight pinned to its respective contact (1-1, 2-2, 3-3, etc.). Crossed pinning means contacts are pinned through to the opposite contact. Ex: on an 8 position RJ45: 1-8, 2-7, 3-6, etc.

When using a coupler between two patch cords it is important to choose the correct type. As the diagrams illustrate, if the desired pinning from end to end is crossed then the coupler and cables must be crossed. For straight pinning, all cables and couplers must be straight-thru type.

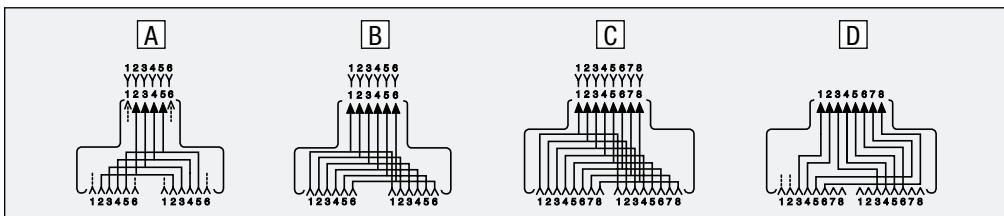


Item #	Description	Wiring	1-9	10-24	25-99	100+
--------	-------------	--------	-----	-------	-------	------

Modular TEE Adapters - The Most Practical Way to Tap Into Your Wiring Networks

All units have either 2, 3 or 4 RJ jacks mating to a male or female. Useful in daisy chain wiring, parallel phones or answering machines. It also is very useful in test environments where access to specific pins is required.

EC503-4	Modular TEE Adapter (6x4)M/(6x4)F/(6x4)F	A	4.61	4.24	3.87	CALL
EC503-6E	Modular TEE Adapter (6x6)M/(6x6)F/(6x6)F	B	4.61	4.24	3.87	CALL
EC503-8	Modular TEE Adapter (8x8)M/(8x8)KF/(8x8)KF	C	5.65	5.20	4.74	CALL
EC503-448	Modular TEE Splitter (8x8)M/(8x4)KF/(8x4)KF	D	5.65	5.20	4.74	CALL



Modular TEE Splitter - Allows Dual Telco Line to Separate into Two RJ11 Jacks


EC503-1703	Modular TEE Splitter (6x4)M/(6x2)F/(6x2)F	E	5.65	5.20	4.74	CALL
------------	---	---	------	------	------	------

Modular Splitter Adapter - Allows Three RJ11 / 12 Circuits to be Parallel Connected

EC503-2134	Modular 1 to 3 Adapter (6x4)M/3 (6x4)F	F	5.65	5.20	4.74	CALL
------------	--	---	------	------	------	------

Modular TEE Junction - Three RJ11 / 12 or RJ45 Receptacles Accept Three Plugs


TDS1039-4C	Modular TEE Junction (6x4)F/(6x4)F, (6x4)F	A	4.61	4.47	4.33	CALL
TDS1039-6C	Modular TEE Junction (6x6)F/(6x6)F, (6x6)F	B	5.44	5.28	5.11	CALL
TDS1039-8C	Modular TEE Junction (8x8)F/(8x8)F, (8x8)F	C	5.65	5.48	5.31	CALL



Socket Saver Adapters - Extend the Life of Frequently Used Modular Jacks

Avoid costly repairs trying to replace modular jacks. Particularly useful with cable testers where jacks are in constant use. A small price to pay to assure maximum performance for the life of your equipment. Also available is the EC535D-10X 10Base-T crossover adapter. Attach this in series with any 10Base-T compatible patch cord and the 1-2 pair crosses to the 3-6 pair. This wiring is often necessary for stacking Ethernet hubs.


EC535AD	Modular Conversion Adapter (6x6)M/(8x6)KF	G	4.30	3.96	3.61	CALL
EC535D	Modular Socket Saver (8x8)M/(8x8)KF	J	4.30	3.96	3.61	CALL
EC535D-10X	Modular 10Base-T Crossover Adapter (8x4)M/(8x4)KF	K	4.30	3.96	3.61	CALL



Modular Couplers - Allow Mating of Cables Having Same Modular Termination

We offer a choice of wiring types, straight-thru for use in low speed data communication and crossed wiring for voice applications. This series has gold plated contact surfaces.

TDG1026-6C	Modular Coupler, RJ12 (6x6), Straight Wired		2.64	2.43	2.22	CALL
TDG1026-8C	Modular Coupler, RJ45 (8x8), Straight Wired		3.37	3.10	2.83	CALL



Reverse Cable Adapter - A Handy Device To Have To Reverse Polarity (Cross Wiring)

TDC48R	Reverse Cable Adapter, RJ11 (6x4), Male/Female, 10" (25.4cm) Note: Longer lengths and modular connector types available on special orders		3.10	2.79	2.48	CALL
--------	---	--	------	------	------	------



Telephone and Data 7 Ft Extension Cords - With Male and Female Modular Connectors

TAC535-4-7	7 ft Modular Extension Cord, Straight Wired, RJ11 (6x4)		5.69	5.23	4.78	CALL
TAC535-6-7	7 ft Modular Extension Cord, Straight Wired, RJ12 (6x6)	H	6.72	6.19	5.65	CALL
TAC535-8-7	7 ft Modular Extension Cord, Straight Wired, RJ45K (8x8), Keyed	J	7.76	7.14	6.52	CALL

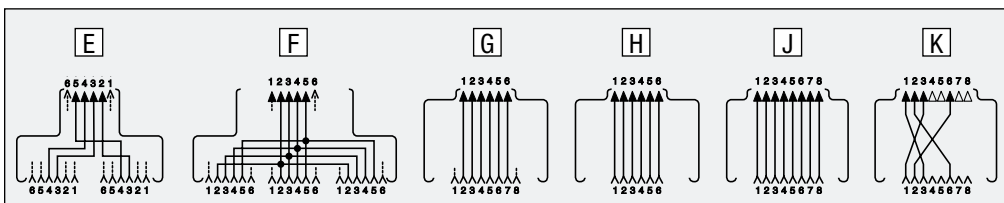
Note: 8x8 jacks are keyed. This series also available as Cross Wired. Custom wiring schemes considered.



Modular Insert Adapters

These adapters provide a simple way to allow smaller modular plugs to fit securely into a larger jack. Two types are available; an RJ11 / 12 plug into an RJ45 jack or an RJ22 style handset plug into an RJ11 / 12 size jack.

EC4X4A	Modular Insert Adapter, RJ22 Handset Plug into an RJ11 / 12 Jack, Pkg / 10		4.09	3.77	3.44	CALL
EC8X8A	Modular Insert Adapter, RJ11 / 12 Plug into an RJ45 Jack, Pkg / 10		4.09	3.77	3.44	CALL






Premium Grade

50 microinches GOLD with thumbscrews





Deluxe Grade

30 microinches GOLD with thumbscrews






Deluxe Grade

30 microinches GOLD w/ slotted screws



Deluxe Grade Shielded

30 microinches GOLD with thumbscrews



Item #	Description	1-9	10-24	25-99	100+
--------	-------------	-----	-------	-------	------

Premium Modular Adapter Kits - Design Features Molded Knurled Hold Down Screws

The increased popularity of modular adapters prompted L-com to offer an off-the-shelf product that is a superior design featuring dark Gray 94V-0 plastic and 50 microinches (1.27µm) of gold plating on the pins. L-com offers quotations for custom programming to fit your needs and with legends and/or logo, either molded-in or on labels for your application. TDT series insertion/extraction tools are necessary for programming.

REC096F	Modular Adapter, DB9 Female/RJ12 (6x6) Jack	7.72	7.57	7.26	CALL
REC096M	Modular Adapter, DB9 Male/RJ12 (6x6) Jack	7.72	7.57	7.26	CALL
REC096FD	Modular Adapter, DB9 Female/MMJ (6x6) Jack	9.27	9.09	8.72	CALL
REC098F	Modular Adapter, DB9 Female/RJ45 (8x8) Jack	7.72	7.57	7.26	CALL
REC098M	Modular Adapter, DB9 Male/RJ45 (8x8) Jack	7.72	7.57	7.26	CALL
REC256M	Modular Adapter, DB25 Male/RJ12 (6x6) Jack	8.24	8.07	7.74	CALL
REC258F	Modular Adapter, DB25 Female/RJ45 (8x8) Jack	8.24	8.07	7.74	CALL
REC258M	Modular Adapter, DB25 Male/RJ45 (8x8) Jack	8.24	8.07	7.74	CALL

Modular Adapter Kits With Long Thumbscrews, Mate with DB9, DB15 and DB25

With one-piece housing, the modular adapter kits offer users a simple way to prepare custom wired adapters in the field. Featuring 30 microinches (0.762µm) gold plating on the contact pins and long metal thumbscrews. Each unit is programmable to your needs by simply inserting the prepared flying leads into the appropriate positions. TDT series insertion/extraction tools are necessary for programming.

RA096F	Modular Adapter, DB9 Female/RJ12 (6x6) Jack	7.20	7.06	6.77	CALL
RA098F	Modular Adapter, DB9 Female/RJ45 (8x8) Jack	7.20	7.06	6.77	CALL
RA098M	Modular Adapter, DB9 Male/RJ45 (8x8) Jack	7.20	7.06	6.77	CALL
RA158M	Modular Adapter, DB15 Male/RJ45 (8x8) Jack	7.20	7.06	6.77	CALL
RA256M	Modular Adapter, DB25 Male/RJ12 (6x6) Jack	7.72	7.57	7.26	CALL
RA258F	Modular Adapter, DB25 Female/RJ45 (8x8) Jack	7.72	7.57	7.26	CALL
RA258M	Modular Adapter, DB25 Male/RJ45 (8x8) Jack	7.72	7.57	7.26	CALL
RA2510F	Modular Adapter, DB25 Female/10 Pin Modular Jack	7.72	7.57	7.26	CALL
RA2510M	Modular Adapter, DB25 Male/10 Pin Modular Jack	7.72	7.57	7.26	CALL
RA2588F	Modular Adapter, DB25 Female/Dual RJ45 Modular Jack	12.38	12.13	11.64	CALL
RA2588M	Modular Adapter, DB25 Male/Dual RJ45 Modular Jack	12.38	12.13	11.64	CALL

Modular Adapter Kits - With Slotted Screws, Mate with DB9 and DB25

This series is identical to the RA Series except for the fact that the thumbscrew is replaced with a shorter screw head requiring a screwdriver for fastening to the system. A full range is provided which includes the DB9 and DB25 interface, available with RJ11/12 or RJ45 jacks. Modular contacts have 30 microinches (0.762µm) of gold plating. TDT series insertion/extraction tools are necessary for programming.

RBA096F	Modular Adapter, DB9 Female/RJ12 (6x6) Jack	6.68	6.55	6.28	CALL
RBA096M	Modular Adapter, DB9 Male/RJ12 (6x6) Jack	6.68	6.55	6.28	CALL
RBA098F	Modular Adapter, DB9 Female/RJ45 (8x8) Jack	6.68	6.55	6.28	CALL
RBA098M	Modular Adapter, DB9 Male/RJ45 (8x8) Jack	6.68	6.55	6.28	CALL
RBA256F	Modular Adapter, DB25 Female/RJ12 (6x6) Jack	7.72	7.57	7.26	CALL
RBA256M	Modular Adapter, DB25 Male/RJ12 (6x6) Jack	7.72	7.57	7.26	CALL
RBA258F	Modular Adapter, DB25 Female/RJ45 (8x8) Jack	7.72	7.57	7.26	CALL

Shielded Modular Adapter Kits - Feature Special Internal Design - EMI/RFI Shield

Similar in appearance and use to our standard RA Series but the similarity ends there. Built into the Gray plastic case assembly is an inner formed metal shield. This provides 100% EMI/RFI protection when used with the fully shielded modular plugs as listed on page 67. Modular contacts have 30 microinches (0.762µm) of gold plating. This is our best adapter; guaranteed to provide the best shielding effectiveness. Mandatory for systems utilizing fully shielded cabling and shielded modular plugs. Use TDT series tools to insert/remove contacts. 4-40 hardware.

RS9EMI8F	Shielded Modular Adapter, DB9 Female/RJ45 (8x8) Jack	10.83	10.50	10.18	CALL
RS9EMI8M	Shielded Modular Adapter, DB9 Male/RJ45 (8x8) Jack	10.83	10.50	10.18	CALL
RS25EMI8F	Shielded Modular Adapter, DB25 Female/RJ45 (8x8) Jack	10.83	10.50	10.18	CALL
RS25EMI8M	Shielded Modular Adapter, DB25 Male/RJ45 (8x8) Jack	10.83	10.50	10.18	CALL

Shielded Dual RJ45 Die-cast Adapters

L-com's exclusive die cast dual RJ45 to D-Sub 25 male or female adapters provide 100% shield coverage. These unique fully die cast adapter housings ship as a kit so that you can terminate as needed for your project. L-com can custom wire these for you with modest minimums. Contact us today with your project needs.

RA2588FS	Shielded Adapter, DB25 Female/Dual RJ45 (8x8) Jack	28.96	28.09	27.22	CALL
RA2588MS	Shielded Adapter, DB25 Male/Dual RJ45 (8x8) Jack	28.96	28.09	27.22	CALL

Insertion and Removal Tools For Crimp & Poke Type Contacts - Professional and Economy Versions

Two insertion/extraction tools are available for inserting contacts into D-Subs. Professional model is made for multiple insertions and is built on a larger, more ergonomic tool body. The economy version is also available when limited insertions are necessary.

TDT	Economy Contact Insertion/Extraction Tool	3.06	3.00	2.93	CALL
TDTPRO	Pro Contact Insertion/Extraction Tool	25.85	25.34	24.82	CALL

Modular Jack Configuration

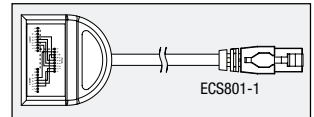

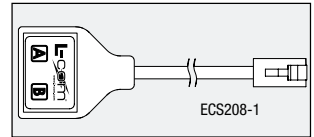
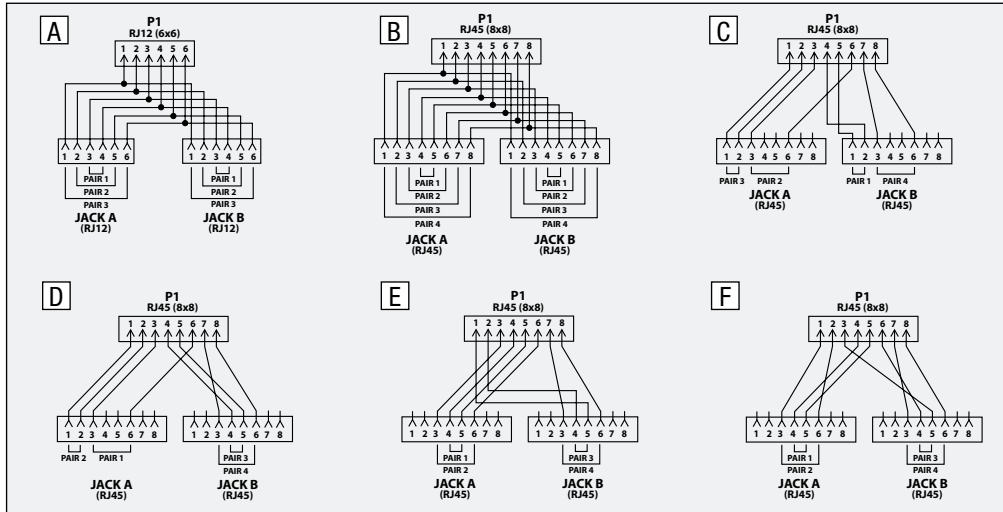
Jack
(Female Gender)

Item #	Description	Wiring	1-9	10-24	25-99	100+
--------	-------------	--------	-----	-------	-------	------

Modular Y Adapters - Allow Line Splitting Flexibility in Today's DataCom Networks

Market demand for varied types of modular Y splitter cables has prompted this choice of six standard listings. The most popular types are stocked in one foot overall lengths. However, custom lengths are available. A dark gray molded box design style with all rounded edges is used as well as round U.T.P. Category 3 cable. All contact surfaces have 50 microinches (1.27µm) gold plating. **Note:** Custom variations solicited to include: choice of modular jacks, any length of cable, different modular or DIN or other style plugs on cable. Minimum quantity of 250 may apply for most custom quotes.

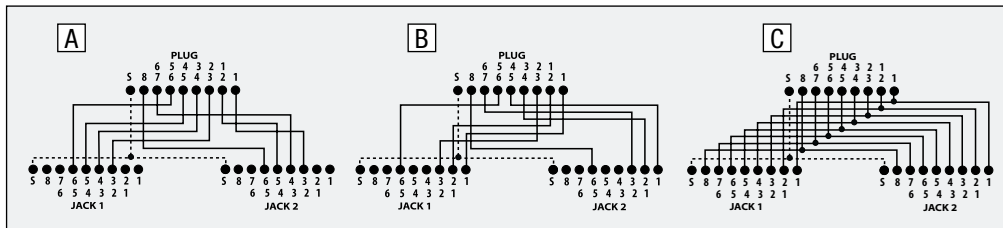
ECS203-1	Modular Y-Bridge, USOC-6/USOC-6	A	9.27	9.09	8.72	CALL
ECS204-1	Modular Y-Bridge, USOC-8/USOC-8	B	9.27	9.09	8.72	CALL
ECS205-1	Modular Y-Splitter, 10Base-T/10Base-T	C	9.27	9.09	8.72	CALL
ECS206-1	Modular Y-Splitter, 10Base-T/Token Ring	D	9.27	9.09	8.72	CALL
ECS207-1	Modular Y-Splitter, Token Ring/Token Ring	E	9.27	9.09	8.72	CALL
ECS208-1	Modular Y-Splitter, Token Ring/Token Ring	F	9.27	9.09	8.72	CALL



Shielded Modular 2-Way Splitters - Allow Multiple Uses of 4-Pair Cabling

This series is designed for use in environments where shielding protection is required. Features include fully shielded PCB mounted jacks, RJ45 plugs with a 360 degree strain relief and a sturdy ABS housing. Three configurations in 12 inch (30.5cm) lengths are offered. The bridging adapter combines all like numbered pins allowing devices to share a single interface. Two splitter versions are available configured for 10Base-T and Token Ring applications. Custom configurations will be considered with modest minimums. Please contact our sales group for assistance.

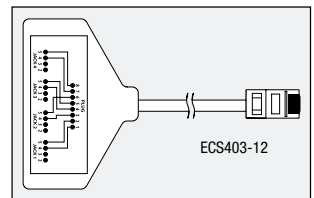
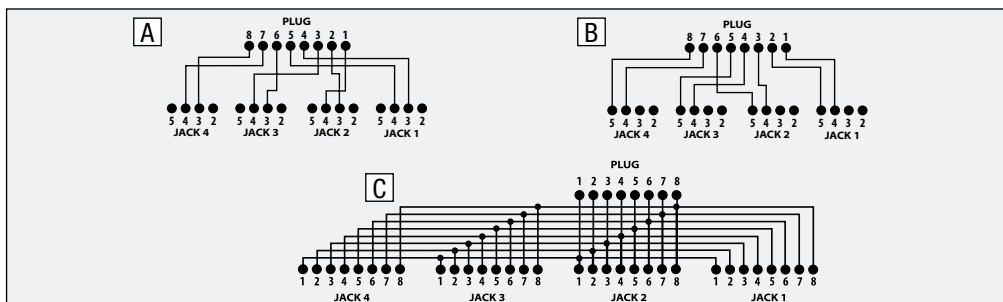
ECS801-1	USOC Splitter, 8x8 Plug/2 (8x4) Jacks	A	11.35	11.12	10.67	CALL
ECS802-1	TIA568 Splitter, 8x8 Plug/2 10Base-T Jacks	B	11.35	11.12	10.67	CALL
ECS803-1	USOC Bridge, 8x8 Plug/2 (8x8) Jacks	C	11.35	11.12	10.67	CALL



Modular 4-Way Splitters - Allow Multiple Uses of 4-Pair Cabling

This series allows users to take advantage of installed 4-pair to gain access to individual pairs or bridge multiple jacks. Four configurations in a 12 inch (30.5cm) overall length are offered. The bridging adapter combines all like numbered pins allowing devices to share a single interface. The breakout models allow access to each individual pair at the 8x8 plug through four 6x2 or 8x2 jacks. Custom configurations will be considered with modest minimums. Please contact our sales group for assistance.

ECS401-12	TIA568B Splitter, 8x8 Plug/4 (6x2) Jacks	A	11.35	11.12	10.67	CALL
ECS403-12	TIA568 Splitter, 8x8 Plug/4 (8x2) Jacks	B	11.35	11.12	10.67	CALL
ECS404-12	USOC Bridge, 8x8 Plug/4 (8x8) Jacks	C	11.35	11.12	10.67	CALL





Data Cabling Tutorial

What is D-Subminiature?

D-Subminiature products are connection products utilizing various D-Subminiature style interface types to transmit data signals.

How is D-Subminiature used?

D-Subminiature products are used to connect a data generating device such as a CPU (Central Processing Unit) to a data producing device such as a printer.

Where is D-Subminiature used?


D-Subminiature products are used in numerous data transmission applications found in office, industrial, home or testing environments.




Poorly shielded cables can cause systems to fail EMI Certification

L-com's manufacturing process includes 360 degree shielding under the mold to insure full shielding from the bulk cable shield to the connector shell. Some competitors shortcut this process by just tack soldering the cable drain wire to the connector shell. In many applications this shortcut results in EMI leakage causing systems to fail testing.


Economy Series



Deluxe Series




Premium Series



What is the difference between assembled and molded cable assemblies?

The difference between an assembled and molded cable assembly is in the construction of the backshell. An assembled backshell can be plastic (not shielded) or metal (shielded) and can be disassembled by removing hardware. On a molded cable assembly, the backshell is typically molded PVC that cannot be disassembled.



ASSEMBLED

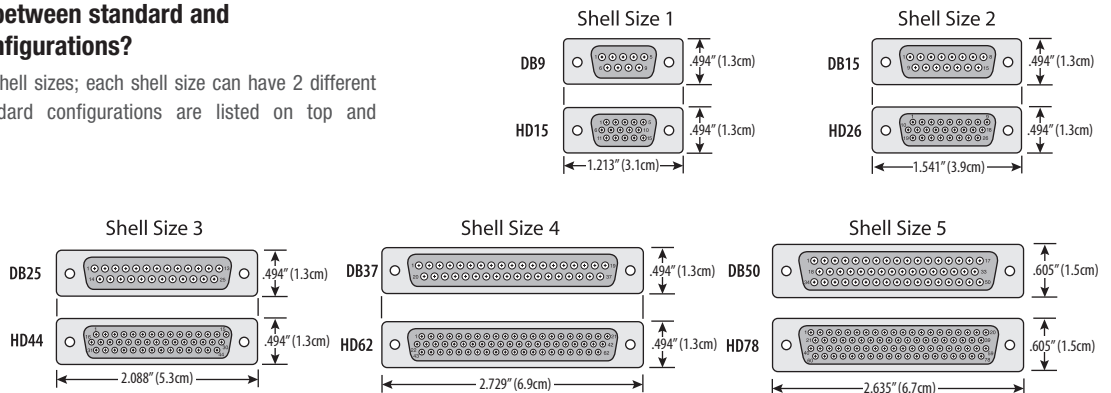
MOLDED

What is the difference between standard and High-Density D-Sub configurations?

The industry uses 5 different shell sizes; each shell size can have 2 different configurations of pins. Standard configurations are listed on top and High-Density are listed below.

Online Video

L-com.com/Videos/A13



Data Cabling Tutorial

Selecting the right D-Sub Cable Assembly for your application.

L-com takes pride in having the largest variety of D-Sub cables in the industry. The following selection guide is intended to assist you in selecting the right cable for your particular need.

No more D-Sub connector gender confusion

[Online Video](#)

L-com.com/Videos/A14

Cable Series	Available Sizes	Available Connector Combinations	Color	Cable Shielding	Wire AWG	Distinguishing Characteristics	Photo
CSM	DB9, DB15, DB25, DB37	Male-Male, Male-Female	Gray	Foil/Mylar	26	Least expensive option Uses smaller, slotted screws instead of thumbscrews	
CSMN	DB9, DB15, DB25, DB37, DB50	Male-Male, Male-Female, Female-Female	Light Gray	Foil/Mylar *	26 *	Most similar to industry standard cables Note: Right Angle and 45 Degree Angle types available	
CSMNB	DB9, DB15, DB25	Male-Male, Male-Female	Black	Foil/Mylar	26	Black color for color matching black computer peripherals	
CS2N	DB9, HDB15, DB25, DB37, DB15	Male-Male, Male-Female	Light Gray	Foil/Mylar + Braid	26	Extra cable shielding and steel internal enclosure provides maximum protection from EMI/RFI corruption	
CS2NB	DB9, HDB15, DB25, DB15	Male-Male, Male-Female	Black	Foil/Mylar + Braid	26	Extra cable shielding and steel internal enclosure provides maximum protection from EMI/RFI corruption	
CRMN	DB9, DB15, DB25, DB37	Male-Male, Male-Female, Female-Female	Light Gray	Foil/Mylar	26	Reversible hardware feature allows cables to be directly panel mounted without the use of an adapter or any other component	
CSMUZ	DB9, DB15, DB25	Male-Male, Male-Female	Black	Foil/Mylar + Braid	24	Low Smoke Zero Halogen (LSZH) jacket and backshell material significantly reduce the amount of toxic and corrosive gases emitted during combustion. Extra cable shielding and steel internal enclosure provides maximum protection from EMI/RFI corruption	
CSNULL	DB9, DB25, DB25-DB9	Male-Female, Female-Female	Light Gray	Foil/Mylar	26	Data lines wired specifically to allow devices to communicate without the use of modems or other peripherals	
CMZ	DB25 Male-DB9 Female	Male-Female	Light Gray	Foil/Mylar	26	Wired specifically to connect an external modem (DB25) to a PC serial port (DB9)	
CHD	HDB15, HDB26, HDB44, HDB62, HDB78	Male-Male, Male-Female	Light Gray	See below**	See below**	High density D-Sub connectors utilize more contacts than standard D-Sub connectors even though they use the same size connector shells	
CSMT	DB9, DB15, DB25	Male-Male, Male-Female	Silver/Metal	Foil/Mylar + Braid	26	Stainless steel crush resistant jacket over our premium D-Sub braid & foil shielded cable provides protection in applications where standard cables would be damaged due to excessive force.	
CSPL	DB9, DB15, DB25	Male-Male, Male-Female	Black	Foil/Mylar + Braid	26	PVC plastic crush resistant jacket over our premium D-Sub braid & foil shielded cables provides protection in applications where standard cables would be damaged due to excessive force.	
CPMS	DB9, DB15, DB25	Male-Male, Male-Female	Dark Gray	Foil/Mylar + Braid	20	20 AWG conductors allow for maximum current throughput. Extra cable shielding provides maximum protection from EMI/RFI. Reversible hardware feature allows cables to be panel mounted without the use of an adapter or any other component.	

* Exception - CSMN50 is double shielded (foil/mylar + braid) with 28 AWG conductors

** CHD15 & CHD26 are foil/mylar shielded with 26 AWG conductors


CHD44 is double shielded (foil/mylar + braid) with 24 AWG conductors

CHD62 & CHD78 are double shielded (foil/mylar + braid) with 28 AWG conductors

Standard or Hi-Density D-Sub configurations

Online Video


L-com.com/Videos/A13



CSM9MF



CSM15MF



CSM25MF



CSM37MF




TS-CSM

Economy D-Sub Cable Assemblies - Fully Populated with 4-40 Hardware

The CSM Series of D-Sub cable assemblies offer solid performance at economical prices. All assemblies utilize 26 AWG stranded conductors with foil shielding for flexibility and performance. Backshells are fully molded for reliability in environments where flexing is an issue. Mating hardware is 4-40 machine screws. Hex nuts on female connectors are removable to expose 4-40 machine screws. Color is gray.

• More lengths available. Go to L-com.com



Item #	Description	1-9	10-24	25-99	100+
--------	-------------	-----	-------	-------	------

Economy 9 Pin D-Sub Molded Cables - Common for Serial Connections, Shielded and Fully Populated

CSM9MM-1	Economy Molded Cable, DB9 Male / Male, 1.0ft (0.3m)	6.37	5.86	5.35	CALL
CSM9MM-2.5	Economy Molded Cable, DB9 Male / Male, 2.5ft (0.8m)	6.99	6.43	5.88	CALL
CSM9MM-5	Economy Molded Cable, DB9 Male / Male, 5.0ft (1.5m)	8.03	7.39	6.75	CALL
CSM9MM-10	Economy Molded Cable, DB9 Male / Male, 10.0ft (3.0m)	10.10	9.29	8.49	CALL
CSM9MM-25	Economy Molded Cable, DB9 Male / Male, 25.0ft (7.6m)	16.32	15.01	13.71	CALL
CSM9MF-1	Economy Molded Cable, DB9 Male / Female, 1.0ft (0.3m)	6.37	5.86	5.35	CALL
CSM9MF-2.5	Economy Molded Cable, DB9 Male / Female, 2.5ft (0.8m)	6.99	6.43	5.88	CALL
CSM9MF-5	Economy Molded Cable, DB9 Male / Female, 5.0ft (1.5m)	8.03	7.39	6.75	CALL
CSM9MF-10	Economy Molded Cable, DB9 Male / Female, 10.0ft (3.0m)	10.10	9.29	8.49	CALL
CSM9MF-15	Economy Molded Cable, DB9 Male / Female, 15.0ft (4.6m)	12.18	11.20	10.23	CALL
CSM9MF-25	Economy Molded Cable, DB9 Male / Female, 25.0ft (7.6m)	16.32	15.01	13.71	CALL
CSM9MF-50	Economy Molded Cable, DB9 Male / Female, 50.0ft (15.2m)	26.68	24.55	22.41	CALL

Economy 15 Pin D-Sub Molded Cables - For Various Applications, Shielded and Fully Populated

CSM15MM-1	Economy Molded Cable, DB15 Male / Male, 1.0ft (0.3m)	7.51	7.06	6.61	CALL
CSM15MM-2.5	Economy Molded Cable, DB15 Male / Male, 2.5ft (0.8m)	8.29	7.79	7.29	CALL
CSM15MM-5	Economy Molded Cable, DB15 Male / Male, 5.0ft (1.5m)	9.58	9.01	8.43	CALL
CSM15MM-10	Economy Molded Cable, DB15 Male / Male, 10.0ft (3.0m)	12.18	11.44	10.71	CALL
CSM15MM-25	Economy Molded Cable, DB15 Male / Male, 25.0ft (7.6m)	19.95	18.75	17.55	CALL
CSM15MF-1	Economy Molded Cable, DB15 Male / Female, 1.0ft (0.3m)	7.51	7.06	6.61	CALL
CSM15MF-2.5	Economy Molded Cable, DB15 Male / Female, 2.5ft (0.8m)	8.29	7.79	7.29	CALL
CSM15MF-5	Economy Molded Cable, DB15 Male / Female, 5.0ft (1.5m)	9.58	9.01	8.43	CALL
CSM15MF-10	Economy Molded Cable, DB15 Male / Female, 10.0ft (3.0m)	12.18	11.44	10.71	CALL
CSM15MF-15	Economy Molded Cable, DB15 Male / Female, 15.0ft (4.6m)	14.77	13.88	12.99	CALL
CSM15MF-50	Economy Molded Cable, DB15 Male / Female, 50.0ft (15.2m)	32.90	30.93	28.95	CALL

Economy 25 Pin D-Sub Molded Cables - Shielded and Fully Populated

CSM25MM-1	Economy Molded Cable, DB25 Male / Male, 1.0ft (0.3m)	7.88	7.40	6.93	CALL
CSM25MM-2.5	Economy Molded Cable, DB25 Male / Male, 2.5ft (0.8m)	8.81	8.28	7.75	CALL
CSM25MM-5	Economy Molded Cable, DB25 Male / Male, 5.0ft (1.5m)	10.36	9.74	9.12	CALL
CSM25MM-10	Economy Molded Cable, DB25 Male / Male, 10.0ft (3.0m)	14.51	13.64	12.77	CALL
CSM25MM-25	Economy Molded Cable, DB25 Male / Male, 25.0ft (7.6m)	25.91	24.35	22.80	CALL
CSM25MF-1	Economy Molded Cable, DB25 Male / Female, 1.0ft (0.3m)	7.88	7.40	6.93	CALL
CSM25MF-2.5	Economy Molded Cable, DB25 Male / Female, 2.5ft (0.8m)	8.81	8.28	7.75	CALL
CSM25MF-5	Economy Molded Cable, DB25 Male / Female, 5.0ft (1.5m)	10.36	9.74	9.12	CALL
CSM25MF-10	Economy Molded Cable, DB25 Male / Female, 10.0ft (3.0m)	14.51	13.64	12.77	CALL
CSM25MF-25	Economy Molded Cable, DB25 Male / Female, 25.0ft (7.6m)	25.91	24.35	22.80	CALL
CSM25MF-50	Economy Molded Cable, DB25 Male / Female, 50.0ft (15.2m)	41.45	38.96	36.47	CALL

Economy 37 Pin D-Sub Molded Cables - Shielded and Fully Populated

CSM37MM-1	Economy Molded Cable, DB37 Male / Male, 1.0ft (0.3m)	26.79	25.18	23.57	CALL
CSM37MM-2.5	Economy Molded Cable, DB37 Male / Male, 2.5ft (0.8m)	28.50	26.79	25.08	CALL
CSM37MM-5	Economy Molded Cable, DB37 Male / Male, 5.0ft (1.5m)	31.35	29.46	27.58	CALL
CSM37MM-10	Economy Molded Cable, DB37 Male / Male, 10.0ft (3.0m)	37.04	34.82	32.60	CALL
CSM37MF-1	Economy Molded Cable, DB37 Male / Female, 1.0ft (0.3m)	26.79	25.18	23.57	CALL
CSM37MF-2.5	Economy Molded Cable, DB37 Male / Female, 2.5ft (0.8m)	28.50	26.79	25.08	CALL
CSM37MF-5	Economy Molded Cable, DB37 Male / Female, 5.0ft (1.5m)	31.35	29.46	27.58	CALL
CSM37MF-10	Economy Molded Cable, DB37 Male / Female, 10.0ft (3.0m)	37.04	34.82	32.60	CALL
CSM37MF-25	Economy Molded Cable, DB37 Male / Female, 25.0ft (7.6m)	54.14	50.89	47.64	CALL

Replacement 4-40 Screws for CSM Series Assemblies - Sold in 10/Packs

TS-CSM	Replacement Screws for CSM Series Assemblies, Pkg/ 10	3.94	3.70	3.47	CALL
--------	---	------	------	------	------

Copper wire current carrying capacity

Current carrying capacity is the maximum number of amperes (amps) that can flow through a conductor before it breaks down. Many factors determine actual current carrying capacity including conductor size, temperature, number of bundled conductors, air flow and insulation material and thickness. Therefore, this chart should only be used as a general guideline to determine actual performance.

Note: Figures based on 30°C ambient temperature
Units are measured in Amps
x = Current reduction factor
Reduction factors apply when conductors are bundled

INSULATION MATERIAL	WIRE SIZE						
	30 AWG	28 AWG	26 AWG	24 AWG	22 AWG	20 AWG	18 AWG
PVC - Standard Data Cables	2x	3x	4x	6x	8x	10x	15x
Polyethylene - Low Smoke, Zero Halogen Cable	3x	4x	5x	7x	9x	12x	17x
Halar - Plenum, High Temperature Data Cable	3x	5x	6x	8x	11x	14x	20x


Example:
Q: What is the estimated current capacity for L-com data cable CS9-100?
A: The important factors are:
1) 24 AWG conductors, 2) PVC Insulation, 3) 9 Conductors.
The current rating is: [6x(x=0.7)] = 4.2 Amps per conductor.

Deluxe D-Sub Cable Assemblies - Fully Populated with 4-40 Thumbscrews

The CSMN Series of D-Sub cable assemblies is our middle of the line offering excellent performance and lower pricing. All assemblies utilize 26AWG stranded conductors with foil shielding for flexibility and performance. Backshells are fully molded with copper shielding for better immunity to outside noise. Mating hardware is 4-40 thumbscrews which makes securing without tools quick and easy. Hex nuts on female connectors are removable to expose 4-40 thumbscrews.

Note: 50 pin assemblies use 28AWG twisted pairs due to space constraints in backshell molding. Color is light gray.


- More lengths available. Go to L-com.com
- Female / Female in DB9, DB15 and DB25



Item #	Description	1-9	10-24	25-99	100+
--------	-------------	-----	-------	-------	------


Deluxe 9 Pin D-Sub Molded Cables with Thumbscrews - Shielded and Fully Populated

CSMN9MM-1	Deluxe Molded Cable, DB9 Male/Male, 1.0ft (0.3m)	6.99	6.43	5.88	CALL
CSMN9MM-2.5	Deluxe Molded Cable, DB9 Male/Male, 2.5ft (0.8m)	7.77	7.15	6.53	CALL
CSMN9MM-5	Deluxe Molded Cable, DB9 Male/Male, 5.0ft (1.5m)	9.07	8.34	7.62	CALL
CSMN9MM-10	Deluxe Molded Cable, DB9 Male/Male, 10.0ft (3.0m)	11.66	10.72	9.79	CALL
CSMN9MM-15	Deluxe Molded Cable, DB9 Male/Male, 15.0ft (4.6m)	14.25	13.11	11.97	CALL
CSMN9MM-25	Deluxe Molded Cable, DB9 Male/Male, 25.0ft (7.6m)	19.43	17.87	16.32	CALL
CSMN9MM-125	Deluxe Molded Cable, DB9 Male/Male, 125.0ft (38.1m)	71.24	65.54	59.84	CALL
CSMN9MF-1	Deluxe Molded Cable, DB9 Male/Female, 1.0ft (0.3m)	6.99	6.43	5.88	CALL
CSMN9MF-2.5	Deluxe Molded Cable, DB9 Male/Female, 2.5ft (0.8m)	7.77	7.15	6.53	CALL
CSMN9MF-5	Deluxe Molded Cable, DB9 Male/Female, 5.0ft (1.5m)	9.07	8.34	7.62	CALL
CSMN9MF-10	Deluxe Molded Cable, DB9 Male/Female, 10.0ft (3.0m)	11.66	10.72	9.79	CALL
CSMN9MF-15	Deluxe Molded Cable, DB9 Male/Female, 15.0ft (4.6m)	14.25	13.11	11.97	CALL
CSMN9MF-25	Deluxe Molded Cable, DB9 Male/Female, 25.0ft (7.6m)	19.43	17.87	16.32	CALL
CSMN9FF-1	Deluxe Molded Cable, DB9 Female/Female, 1.0ft (0.3m)	6.99	6.43	5.88	CALL
CSMN9FF-2.5	Deluxe Molded Cable, DB9 Female/Female, 2.5ft (0.8m)	7.77	7.15	6.53	CALL
CSMN9FF-5	Deluxe Molded Cable, DB9 Female/Female, 5.0ft (1.5m)	9.07	8.34	7.62	CALL
CSMN9FF-10	Deluxe Molded Cable, DB9 Female/Female, 10.0ft (3.0m)	11.66	10.72	9.79	CALL
CSMN9FF-15	Deluxe Molded Cable, DB9 Female/Female, 15.0ft (4.6m)	14.25	13.11	11.97	CALL
CSMN9FF-25	Deluxe Molded Cable, DB9 Female/Female, 25.0ft (7.6m)	19.43	17.87	16.32	CALL
CSMN9FF-50	Deluxe Molded Cable, DB9 Female/Female, 50.0ft (15.2m)	32.38	29.79	27.20	CALL




Deluxe 15 Pin D-Sub Molded Cables with Thumbscrews - Shielded and Fully Populated

CSMN15MM-1	Deluxe Molded Cable, DB15 Male/Male, 1.0ft (0.3m)	10.72	10.08	9.44	CALL
CSMN15MM-2.5	Deluxe Molded Cable, DB15 Male/Male, 2.5ft (0.8m)	11.66	10.96	10.26	CALL
CSMN15MM-5	Deluxe Molded Cable, DB15 Male/Male, 5.0ft (1.5m)	13.21	12.42	11.63	CALL
CSMN15MM-10	Deluxe Molded Cable, DB15 Male/Male, 10.0ft (3.0m)	16.32	15.34	14.36	CALL
CSMN15MM-15	Deluxe Molded Cable, DB15 Male/Male, 15.0ft (4.6m)	19.43	18.26	17.10	CALL
CSMN15MM-25	Deluxe Molded Cable, DB15 Male/Male, 25.0ft (7.6m)	25.65	24.11	22.57	CALL
CSMN15MM-50	Deluxe Molded Cable, DB15 Male/Male, 50.0ft (15.2m)	41.19	38.72	36.25	CALL
CSMN15MF-1	Deluxe Molded Cable, DB15 Male/Female, 1.0ft (0.3m)	10.72	10.08	9.44	CALL
CSMN15MF-2.5	Deluxe Molded Cable, DB15 Male/Female, 2.5ft (0.8m)	11.66	10.96	10.26	CALL
CSMN15MF-5	Deluxe Molded Cable, DB15 Male/Female, 5.0ft (1.5m)	13.21	12.42	11.63	CALL
CSMN15MF-10	Deluxe Molded Cable, DB15 Male/Female, 10.0ft (3.0m)	16.32	15.34	14.36	CALL
CSMN15MF-15	Deluxe Molded Cable, DB15 Male/Female, 15.0ft (4.6m)	19.43	18.26	17.10	CALL
CSMN15MF-25	Deluxe Molded Cable, DB15 Male/Female, 25.0ft (7.6m)	25.65	24.11	22.57	CALL
CSMN15MF-50	Deluxe Molded Cable, DB15 Male/Female, 50.0ft (15.2m)	41.19	38.72	36.25	CALL
CSMN15FF-1	Deluxe Molded Cable, DB15 Female/Female, 1.0ft (0.3m)	10.72	10.08	9.44	CALL
CSMN15FF-2.5	Deluxe Molded Cable, DB15 Female/Female, 2.5ft (0.8m)	11.66	10.96	10.26	CALL
CSMN15FF-5	Deluxe Molded Cable, DB15 Female/Female, 5.0ft (1.5m)	13.21	12.42	11.63	CALL
CSMN15FF-10	Deluxe Molded Cable, DB15 Female/Female, 10.0ft (3.0m)	16.32	15.34	14.36	CALL
CSMN15FF-15	Deluxe Molded Cable, DB15 Female/Female, 15.0ft (4.6m)	19.43	18.26	17.10	CALL
CSMN15FF-25	Deluxe Molded Cable, DB15 Female/Female, 25.0ft (7.6m)	25.65	24.11	22.57	CALL
CSMN15FF-50	Deluxe Molded Cable, DB15 Female/Female, 50.0ft (15.2m)	41.19	38.72	36.25	CALL



Deluxe 25 Pin D-Sub Molded Cables with Thumbscrews - Shielded and Fully Populated

CSMN25MM-1	Deluxe Molded Cable, DB25 Male/Male, 1.0ft (0.3m)	9.69	9.11	8.53	CALL
CSMN25MM-2.5	Deluxe Molded Cable, DB25 Male/Male, 2.5ft (0.8m)	10.62	9.98	9.35	CALL
CSMN25MM-5	Deluxe Molded Cable, DB25 Male/Male, 5.0ft (1.5m)	12.18	11.44	10.71	CALL
CSMN25MM-10	Deluxe Molded Cable, DB25 Male/Male, 10.0ft (3.0m)	16.32	15.34	14.36	CALL
CSMN25MM-15	Deluxe Molded Cable, DB25 Male/Male, 15.0ft (4.6m)	19.43	18.26	17.10	CALL
CSMN25MM-25	Deluxe Molded Cable, DB25 Male/Male, 25.0ft (7.6m)	28.75	27.03	25.30	CALL
CSMN25MM-125	Deluxe Molded Cable, DB25 Male/Male, 125.0ft (38.1m)	99.22	93.26	87.31	CALL
CSMN25MF-1	Deluxe Molded Cable, DB25 Male/Female, 1.0ft (0.3m)	9.69	9.11	8.53	CALL
CSMN25MF-2.5	Deluxe Molded Cable, DB25 Male/Female, 2.5ft (0.8m)	10.62	9.98	9.35	CALL
CSMN25MF-5	Deluxe Molded Cable, DB25 Male/Female, 5.0ft (1.5m)	12.18	11.44	10.71	CALL
CSMN25MF-10	Deluxe Molded Cable, DB25 Male/Female, 10.0ft (3.0m)	16.32	15.34	14.36	CALL
CSMN25MF-15	Deluxe Molded Cable, DB25 Male/Female, 15.0ft (4.6m)	19.43	18.26	17.10	CALL
CSMN25MF-25	Deluxe Molded Cable, DB25 Male/Female, 25.0ft (7.6m)	28.75	27.03	25.30	CALL
CSMN25MF-50	Deluxe Molded Cable, DB25 Male/Female, 50.0ft (15.2m)	44.30	41.64	38.98	CALL
CSMN25FF-1	Deluxe Molded Cable, DB25 Female/Female, 1.0ft (0.3m)	9.69	9.11	8.53	CALL
CSMN25FF-2.5	Deluxe Molded Cable, DB25 Female/Female, 2.5ft (0.8m)	10.62	9.98	9.35	CALL
CSMN25FF-5	Deluxe Molded Cable, DB25 Female/Female, 5.0ft (1.5m)	12.18	11.44	10.71	CALL
CSMN25FF-10	Deluxe Molded Cable, DB25 Female/Female, 10.0ft (3.0m)	16.32	15.34	14.36	CALL
CSMN25FF-15	Deluxe Molded Cable, DB25 Female/Female, 15.0ft (4.6m)	19.43	18.26	17.10	CALL
CSMN25FF-25	Deluxe Molded Cable, DB25 Female/Female, 25.0ft (7.6m)	28.75	27.03	25.30	CALL
CSMN25FF-50	Deluxe Molded Cable, DB25 Female/Female, 50.0ft (15.2m)	44.30	41.64	38.98	CALL



Replacement 4-40 Screws for CSMN Series Assemblies - Sold in 10/Packs


TS-CSMN	Replacement Screws for CSMN Series Assemblies, Pkg/10	4.92	4.63	4.33	CALL
---------	---	------	------	------	------



Flammability/toxicity ratings of cable jackets

Online Video


L-com.com/Videos/A20



CSMN37MF

CSMN50MF

More lengths available. Go to L-com.com



CPMS9MF

CPMS15MF

CPMS25MF



TS-CSMN

Item #	Description	1-9	10-24	25-99	100+
Deluxe 37 Pin D-Sub Molded Cables with Thumbscrews - Shielded and Fully Populated					
CSMN37MM-1	Deluxe Molded Cable, DB37 Male/Male, 1.0ft (0.3m)	30.21	28.39	26.58	CALL
CSMN37MM-2.5	Deluxe Molded Cable, DB37 Male/Male, 2.5ft (0.8m)	31.91	30.00	28.09	CALL
CSMN37MM-5	Deluxe Molded Cable, DB37 Male/Male, 5.0ft (1.5m)	34.82	32.73	30.64	CALL
CSMN37MM-10	Deluxe Molded Cable, DB37 Male/Male, 10.0ft (3.0m)	40.62	38.18	35.74	CALL
CSMN37MM-25	Deluxe Molded Cable, DB37 Male/Male, 25.0ft (7.6m)	58.03	54.55	51.06	CALL
CSMN37MM-50	Deluxe Molded Cable, DB37 Male/Male, 50.0ft (15.2m)	87.04	81.82	76.60	CALL
CSMN37MF-1	Deluxe Molded Cable, DB37 Male/Female, 1.0ft (0.3m)	30.21	28.39	26.58	CALL
CSMN37MF-2.5	Deluxe Molded Cable, DB37 Male/Female, 2.5ft (0.8m)	31.91	30.00	28.09	CALL
CSMN37MF-5	Deluxe Molded Cable, DB37 Male/Female, 5.0ft (1.5m)	34.82	32.73	30.64	CALL
CSMN37MF-10	Deluxe Molded Cable, DB37 Male/Female, 10.0ft (3.0m)	40.62	38.18	35.74	CALL
CSMN37MF-25	Deluxe Molded Cable, DB37 Male/Female, 25.0ft (7.6m)	58.03	54.55	51.06	CALL
CSMN37MF-50	Deluxe Molded Cable, DB37 Male/Female, 50.0ft (15.2m)	87.04	81.82	76.60	CALL

Deluxe 50 Pin D-Sub Molded Cables with Thumbscrews - Shielded and Fully Populated


CSMN50MM-1	Deluxe Molded Cable, DB50 Male/Male, 1.0ft (0.3m)	54.56	51.28	48.01	CALL
CSMN50MM-2.5	Deluxe Molded Cable, DB50 Male/Male, 2.5ft (0.8m)	59.79	56.20	52.61	CALL
CSMN50MM-10	Deluxe Molded Cable, DB50 Male/Male, 10.0ft (3.0m)	85.90	80.75	75.59	CALL
CSMN50MM-25	Deluxe Molded Cable, DB50 Male/Male, 25.0ft (7.6m)	138.13	129.84	121.55	CALL
CSMN50MM-50	Deluxe Molded Cable, DB50 Male/Male, 50.0ft (15.2m)	225.17	211.66	198.15	CALL
CSMN50MF-1	Deluxe Molded Cable, DB50 Male/Female, 1.0ft (0.3m)	54.56	51.28	48.01	CALL
CSMN50MF-2.5	Deluxe Molded Cable, DB50 Male/Female, 2.5ft (0.8m)	59.79	56.20	52.61	CALL
CSMN50MF-10	Deluxe Molded Cable, DB50 Male/Female, 10.0ft (3.0m)	85.90	80.75	75.59	CALL
CSMN50MF-25	Deluxe Molded Cable, DB50 Male/Female, 25.0ft (7.6m)	138.13	129.84	121.55	CALL
CSMN50MF-50	Deluxe Molded Cable, DB50 Male/Female, 50.0ft (15.2m)	225.17	211.66	198.15	CALL

Replacement 4-40 Screws for CSMN Series Assemblies - Sold in 10/Packs

TS-CSMN	Replacement Screws for CSMN Series Assemblies, Pkg/10	4.92	4.63	4.33	CALL
---------	---	------	------	------	------

Heavy Duty D-Sub Cables - 20 AWG Conductors, Double Shielded

L-com's ground breaking D-Sub cables use 20 AWG conductors, the largest conductor most D-Sub connectors can accommodate. This allows for maximum current throughput as well as an extremely durable assembly. Other key features include double shielding to prevent against data corrupting EMI/RFI, threaded inserts allowing the cable to be panel mounted directly without use of an adapter, and straight through wiring to accommodate most applications. Standard lengths range from 1 to 50ft (0.3 to 15.2m) and custom lengths/pinouts are available with modest minimum requirements.



Heavy Duty 9 Pin D-Sub Molded Cables with Thumbscrews - 20 AWG Conductors, Double Shielded

CPMS9MM-1	Heavy Duty Molded Cable, DB9 Male/Male, 1.0ft (0.3m)	18.06	16.98	15.89	CALL
CPMS9MM-2.5	Heavy Duty Molded Cable, DB9 Male/Male, 2.5ft (0.8m)	21.16	19.89	18.62	CALL
CPMS9MM-5	Heavy Duty Molded Cable, DB9 Male/Male, 5.0ft (1.5m)	26.22	24.65	23.07	CALL
CPMS9MM-10	Heavy Duty Molded Cable, DB9 Male/Male, 10.0ft (3.0m)	36.39	34.21	32.03	CALL
CPMS9MM-25	Heavy Duty Molded Cable, DB9 Male/Male, 25.0ft (7.6m)	66.97	62.95	58.93	CALL
CPMS9MM-50	Heavy Duty Molded Cable, DB9 Male/Male, 50.0ft (15.2m)	117.89	110.81	103.74	CALL
CPMS9MF-1	Heavy Duty Molded Cable, DB9 Male/Female, 1.0ft (0.3m)	18.06	16.98	15.89	CALL
CPMS9MF-2.5	Heavy Duty Molded Cable, DB9 Male/Female, 2.5ft (0.8m)	21.16	19.89	18.62	CALL
CPMS9MF-5	Heavy Duty Molded Cable, DB9 Male/Female, 5.0ft (1.5m)	26.22	24.65	23.07	CALL
CPMS9MF-10	Heavy Duty Molded Cable, DB9 Male/Female, 10.0ft (3.0m)	36.39	34.21	32.03	CALL
CPMS9MF-25	Heavy Duty Molded Cable, DB9 Male/Female, 25.0ft (7.6m)	66.97	62.95	58.93	CALL
CPMS9MF-50	Heavy Duty Molded Cable, DB9 Male/Female, 50.0ft (15.2m)	117.89	110.81	103.74	CALL

Heavy Duty 15 Pin D-Sub Molded Cables with Thumbscrews - 20 AWG Conductors, Double Shielded

CPMS15MM-1	Heavy Duty Molded Cable, DB15 Male/Male, 1.0ft (0.3m)	25.08	23.57	22.07	CALL
CPMS15MM-2.5	Heavy Duty Molded Cable, DB15 Male/Male, 2.5ft (0.8m)	29.87	28.07	26.28	CALL
CPMS15MM-5	Heavy Duty Molded Cable, DB15 Male/Male, 5.0ft (1.5m)	37.86	35.59	33.32	CALL
CPMS15MM-10	Heavy Duty Molded Cable, DB15 Male/Male, 10.0ft (3.0m)	53.86	50.63	47.39	CALL
CPMS15MM-25	Heavy Duty Molded Cable, DB15 Male/Male, 25.0ft (7.6m)	101.89	95.78	89.67	CALL
CPMS15MM-50	Heavy Duty Molded Cable, DB15 Male/Male, 50.0ft (15.2m)	181.92	171.00	160.09	CALL
CPMS15MF-1	Heavy Duty Molded Cable, DB15 Male/Female, 1.0ft (0.3m)	25.08	23.57	22.07	CALL
CPMS15MF-2.5	Heavy Duty Molded Cable, DB15 Male/Female, 2.5ft (0.8m)	29.87	28.07	26.28	CALL
CPMS15MF-5	Heavy Duty Molded Cable, DB15 Male/Female, 5.0ft (1.5m)	37.86	35.59	33.32	CALL
CPMS15MF-10	Heavy Duty Molded Cable, DB15 Male/Female, 10.0ft (3.0m)	53.86	50.63	47.39	CALL
CPMS15MF-25	Heavy Duty Molded Cable, DB15 Male/Female, 25.0ft (7.6m)	101.89	95.78	89.67	CALL
CPMS15MF-50	Heavy Duty Molded Cable, DB15 Male/Female, 50.0ft (15.2m)	181.92	171.00	160.09	CALL

Heavy Duty 25 Pin D-Sub Molded Cables with Thumbscrews - 20 AWG Conductors, Double Shielded

CPMS25MM-1	Heavy Duty Molded Cable, DB25 Male/Male, 1.0ft (0.3m)	33.18	31.19	29.20	CALL
CPMS25MM-2.5	Heavy Duty Molded Cable, DB25 Male/Male, 2.5ft (0.8m)	41.51	39.02	36.53	CALL
CPMS25MM-5	Heavy Duty Molded Cable, DB25 Male/Male, 5.0ft (1.5m)	55.33	52.01	48.69	CALL
CPMS25MM-10	Heavy Duty Molded Cable, DB25 Male/Male, 10.0ft (3.0m)	82.96	77.98	73.01	CALL
CPMS25MM-25	Heavy Duty Molded Cable, DB25 Male/Male, 25.0ft (7.6m)	165.92	155.97	146.01	CALL
CPMS25MM-50	Heavy Duty Molded Cable, DB25 Male/Male, 50.0ft (15.2m)	304.15	285.90	267.65	CALL
CPMS25MF-1	Heavy Duty Molded Cable, DB25 Male/Female, 1.0ft (0.3m)	33.18	31.19	29.20	CALL
CPMS25MF-2.5	Heavy Duty Molded Cable, DB25 Male/Female, 2.5ft (0.8m)	41.51	39.02	36.53	CALL
CPMS25MF-5	Heavy Duty Molded Cable, DB25 Male/Female, 5.0ft (1.5m)	55.33	52.01	48.69	CALL
CPMS25MF-10	Heavy Duty Molded Cable, DB25 Male/Female, 10.0ft (3.0m)	82.96	77.98	73.01	CALL
CPMS25MF-25	Heavy Duty Molded Cable, DB25 Male/Female, 25.0ft (7.6m)	165.92	155.97	146.01	CALL
CPMS25MF-50	Heavy Duty Molded Cable, DB25 Male/Female, 50.0ft (15.2m)	304.15	285.90	267.65	CALL


Replacement 4-40 Screws for CPMS Series Assemblies - Sold in 10/Packs

TS-CSMN	Replacement Screws for CPMS Series Assemblies, Pkg/10	4.92	4.63	4.33	CALL
---------	---	------	------	------	------

Premium D-Sub Cable Assemblies - Fully Populated and Double Shielded

The CS2N Series of D-Sub cable assemblies is our top of the line D-Sub cabling offering. These cables offer the best features for those applications where only the best will do. The bulk cable utilizes 26AWG stranded conductors with double shielding (copper braid plus aluminum mylar foil) and flexible PVC jacket. Fully molded backshells also have a unique stamped steel internal enclosure that provides the ultimate in shielding performance. Mounting is done via rugged 4-40 thumbscrews that are easy to grip without the need for a screwdriver. Hex nuts on female connectors are removable to expose 4-40 thumbscrews. Color is light gray.

• More lengths available. Go to L-com.com



No more D-Sub connector gender confusion

Online Video

L-com.com/Videos/A14

Best Seller



Item #	Description	1-9	10-24	25-99	100+
--------	-------------	-----	-------	-------	------

Premium 9 Pin D-Sub Cables - Molded, Fully Populated and Double Shielded

CS2N9MM-1	Premium Molded Cable, DB9 Male/Male, 1.0ft (0.3m)	15.44	14.51	13.59	CALL
CS2N9MM-2.5	Premium Molded Cable, DB9 Male/Male, 2.5ft (0.8m)	16.84	15.83	14.82	CALL
CS2N9MM-6	Premium Molded Cable, DB9 Male/Male, 6.0ft (1.8m)	20.10	18.90	17.69	CALL
CS2N9MM-10	Premium Molded Cable, DB9 Male/Male, 10.0ft (3.0m)	23.83	22.40	20.97	CALL
CS2N9MM-15	Premium Molded Cable, DB9 Male/Male, 15.0ft (4.6m)	28.50	26.79	25.08	CALL
CS2N9MM-25	Premium Molded Cable, DB9 Male/Male, 25.0ft (7.6m)	37.82	35.55	33.28	CALL
CS2N9MM-50	Premium Molded Cable, DB9 Male/Male, 50.0ft (15.2m)	61.14	57.47	53.80	CALL
CS2N9MF-1	Premium Molded Cable, DB9 Male/Female, 1.0ft (0.3m)	15.44	14.51	13.59	CALL
CS2N9MF-2.5	Premium Molded Cable, DB9 Male/Female, 2.5ft (0.8m)	16.84	15.83	14.82	CALL
CS2N9MF-6	Premium Molded Cable, DB9 Male/Female, 6.0ft (1.8m)	20.10	18.90	17.69	CALL
CS2N9MF-10	Premium Molded Cable, DB9 Male/Female, 10.0ft (3.0m)	23.83	22.40	20.97	CALL
CS2N9MF-15	Premium Molded Cable, DB9 Male/Female, 15.0ft (4.6m)	28.50	26.79	25.08	CALL
CS2N9MF-25	Premium Molded Cable, DB9 Male/Female, 25.0ft (7.6m)	37.82	35.55	33.28	CALL
CS2N9MF-50	Premium Molded Cable, DB9 Male/Female, 50.0ft (15.2m)	61.14	57.47	53.80	CALL

Premium HD15 D-Sub Cables - Molded, Fully Populated and Double Shielded

CS2H15MM-1	Premium Molded Cable, HD15 Male/Male, 1.0ft (0.3m)	20.67	19.43	18.19	CALL
CS2H15MM-2.5	Premium Molded Cable, HD15 Male/Male, 2.5ft (0.8m)	22.33	20.99	19.65	CALL
CS2H15MM-5	Premium Molded Cable, HD15 Male/Male, 5.0ft (1.5m)	25.02	23.52	22.02	CALL
CS2H15MM-10	Premium Molded Cable, HD15 Male/Male, 10.0ft (3.0m)	30.46	28.64	26.81	CALL
CS2H15MM-25	Premium Molded Cable, HD15 Male/Male, 25.0ft (7.6m)	46.78	43.98	41.17	CALL
CS2H15MM-50	Premium Molded Cable, HD15 Male/Male, 50.0ft (15.2m)	73.98	69.55	65.11	CALL
CS2H15MF-1	Premium Molded Cable, HD15 Male/Female, 1.0ft (0.3m)	20.67	19.43	18.19	CALL
CS2H15MF-2.5	Premium Molded Cable, HD15 Male/Female, 2.5ft (0.8m)	22.33	20.99	19.65	CALL
CS2H15MF-5	Premium Molded Cable, HD15 Male/Female, 5.0ft (1.5m)	25.02	23.52	22.02	CALL
CS2H15MF-10	Premium Molded Cable, HD15 Male/Female, 10.0ft (3.0m)	30.46	28.64	26.81	CALL
CS2H15MF-25	Premium Molded Cable, HD15 Male/Female, 25.0ft (7.6m)	46.78	43.98	41.17	CALL
CS2H15MF-50	Premium Molded Cable, HD15 Male/Female, 50.0ft (15.2m)	73.98	69.55	65.11	CALL

Premium DB15 D-Sub Cables - Molded, Fully Populated and Double Shielded

CS2N15MM-1	Premium Molded Cable, DB15 Male/Male, 1.0ft (0.3m)	19.90	18.70	17.51	CALL
CS2N15MM-2.5	Premium Molded Cable, DB15 Male/Male, 2.5ft (0.8m)	21.14	19.87	18.60	CALL
CS2N15MM-5	Premium Molded Cable, DB15 Male/Male, 5.0ft (1.5m)	22.80	21.43	20.06	CALL
CS2N15MM-10	Premium Molded Cable, DB15 Male/Male, 10.0ft (3.0m)	26.42	24.84	23.25	CALL
CS2N15MM-25	Premium Molded Cable, DB15 Male/Male, 25.0ft (7.6m)	37.30	35.07	32.83	CALL
CS2N15MF-1	Premium Molded Cable, DB15 Male/Female, 1.0ft (0.3m)	19.90	18.70	17.51	CALL
CS2N15MF-2.5	Premium Molded Cable, DB15 Male/Female, 2.5ft (0.8m)	21.14	19.87	18.60	CALL
CS2N15MF-5	Premium Molded Cable, DB15 Male/Female, 5.0ft (1.5m)	22.80	21.43	20.06	CALL
CS2N15MF-10	Premium Molded Cable, DB15 Male/Female, 10.0ft (3.0m)	26.42	24.84	23.25	CALL
CS2N15MF-25	Premium Molded Cable, DB15 Male/Female, 25.0ft (7.6m)	37.30	35.07	32.83	CALL

Premium 25 Pin D-Sub Cables - Molded, Fully Populated and Double Shielded

CS2N25MM-1	Premium Molded Cable, DB25 Male/Male, 1.0ft (0.3m)	21.76	20.45	19.15	CALL
CS2N25MM-2.5	Premium Molded Cable, DB25 Male/Male, 2.5ft (0.8m)	23.31	21.92	20.52	CALL
CS2N25MM-5	Premium Molded Cable, DB25 Male/Male, 5.0ft (1.5m)	25.91	24.35	22.80	CALL
CS2N25MM-10	Premium Molded Cable, DB25 Male/Male, 10.0ft (3.0m)	31.09	29.22	27.36	CALL
CS2N25MM-25	Premium Molded Cable, DB25 Male/Male, 25.0ft (7.6m)	46.63	43.83	41.03	CALL
CS2N25MM-50	Premium Molded Cable, DB25 Male/Male, 50.0ft (15.2m)	72.53	68.18	63.83	CALL
CS2N25MF-1	Premium Molded Cable, DB25 Male/Female, 1.0ft (0.3m)	21.76	20.45	19.15	CALL
CS2N25MF-5	Premium Molded Cable, DB25 Male/Female, 5.0ft (1.5m)	25.91	24.35	22.80	CALL
CS2N25MF-10	Premium Molded Cable, DB25 Male/Female, 10.0ft (3.0m)	31.09	29.22	27.36	CALL
CS2N25MF-25	Premium Molded Cable, DB25 Male/Female, 25.0ft (7.6m)	46.63	43.83	41.03	CALL
CS2N25MF-50	Premium Molded Cable, DB25 Male/Female, 50.0ft (15.2m)	72.53	68.18	63.83	CALL

Premium 37 Pin D-Sub Cables - Molded, Fully Populated and Double Shielded

CS2N37MM-1	Premium Molded Cable, DB37 Male/Male, 1.0ft (0.3m)	39.74	37.35	34.97	CALL
CS2N37MM-2.5	Premium Molded Cable, DB37 Male/Male, 2.5ft (0.8m)	42.17	39.64	37.11	CALL
CS2N37MM-5	Premium Molded Cable, DB37 Male/Male, 5.0ft (1.5m)	46.27	43.49	40.71	CALL
CS2N37MM-10	Premium Molded Cable, DB37 Male/Male, 10.0ft (3.0m)	54.40	51.14	47.87	CALL
CS2N37MM-25	Premium Molded Cable, DB37 Male/Male, 25.0ft (7.6m)	78.91	74.17	69.44	CALL
CS2N37MF-1	Premium Molded Cable, DB37 Male/Female, 1.0ft (0.3m)	39.74	37.35	34.97	CALL
CS2N37MF-2.5	Premium Molded Cable, DB37 Male/Female, 2.5ft (0.8m)	42.17	39.64	37.11	CALL
CS2N37MF-5	Premium Molded Cable, DB37 Male/Female, 5.0ft (1.5m)	46.27	43.49	40.71	CALL
CS2N37MF-10	Premium Molded Cable, DB37 Male/Female, 10.0ft (3.0m)	54.40	51.14	47.87	CALL
CS2N37MF-25	Premium Molded Cable, DB37 Male/Female, 25.0ft (7.6m)	78.91	74.17	69.44	CALL


Replacement 4-40 Screws for CS2N and CS2H Series Assemblies - Sold in 10/Packs

TS-CS21	Replacement Screws for CS2N9, CS2N15, CS2H15 Series Assemblies, Pkg/10	4.25	3.99	3.74	CALL
TS-CS2N25	Replacement Screws for CS2N25 Series Assemblies, Pkg/10	4.25	3.99	3.74	CALL
TS-CS2N37	Replacement Screws for CS2N37 Series Assemblies, Pkg/10	4.66	4.38	4.10	CALL





More lengths available.
Go to L-com.com



See detailed drawings for wiring information at L-com.com

Item #	Description	1-9	10-24	25-99	100+
Premium 9 Pin Black D-Sub Cables - Molded, Fully Populated and Double Shielded					
CS2NB9MM-1	Premium Molded Black Cable, DB9 Male/Male, 1.0ft (0.3m)	15.44	14.51	13.59	CALL
CS2NB9MM-2.5	Premium Molded Black Cable, DB9 Male/Male, 2.5ft (0.8m)	16.84	15.83	14.82	CALL
CS2NB9MM-5	Premium Molded Black Cable, DB9 Male/Male, 5.0ft (1.5m)	19.17	18.02	16.87	CALL
CS2NB9MM-10	Premium Molded Black Cable, DB9 Male/Male, 10.0ft (3.0m)	23.83	22.40	20.97	CALL
CS2NB9MM-15	Premium Molded Black Cable, DB9 Male/Male, 15.0ft (4.6m)	28.50	26.79	25.08	CALL
CS2NB9MM-25	Premium Molded Black Cable, DB9 Male/Male, 25.0ft (7.6m)	37.82	35.55	33.28	CALL
CS2NB9MM-50	Premium Molded Black Cable, DB9 Male/Male, 50.0ft (15.2m)	61.14	57.47	53.80	CALL
CS2NB9MF-1	Premium Molded Black Cable, DB9 Male/Female, 1.0ft (0.3m)	15.44	14.51	13.59	CALL
CS2NB9MF-2.5	Premium Molded Black Cable, DB9 Male/Female, 2.5ft (0.8m)	16.84	15.83	14.82	CALL
CS2NB9MF-5	Premium Molded Black Cable, DB9 Male/Female, 5.0ft (1.5m)	19.17	18.02	16.87	CALL
CS2NB9MF-10	Premium Molded Black Cable, DB9 Male/Female, 10.0ft (3.0m)	23.83	22.40	20.97	CALL
CS2NB9MF-15	Premium Molded Black Cable, DB9 Male/Female, 15.0ft (4.6m)	28.50	26.79	25.08	CALL
CS2NB9MF-25	Premium Molded Black Cable, DB9 Male/Female, 25.0ft (7.6m)	37.82	35.55	33.28	CALL
CS2NB9MF-50	Premium Molded Black Cable, DB9 Male/Female, 50.0ft (15.2m)	61.14	57.47	53.80	CALL

Item #	Description	1-9	10-24	25-99	100+
Premium HD15 Pin Black D-Sub Cables - Molded, Fully Populated and Double Shielded					
CS2HB15MM-1	Premium Molded Black Cable, HD15 Male/Male, 1.0ft (0.3m)	20.67	19.43	18.19	CALL
CS2HB15MM-2.5	Premium Molded Black Cable, HD15 Male/Male, 2.5ft (0.8m)	22.33	20.99	19.65	CALL
CS2HB15MM-5	Premium Molded Black Cable, HD15 Male/Male, 5.0ft (1.5m)	25.02	23.52	22.02	CALL
CS2HB15MM-10	Premium Molded Black Cable, HD15 Male/Male, 10.0ft (3.0m)	30.46	28.64	26.81	CALL
CS2HB15MM-15	Premium Molded Black Cable, HD15 Male/Male, 15.0ft (4.6m)	35.90	33.75	31.60	CALL
CS2HB15MM-25	Premium Molded Black Cable, HD15 Male/Male, 25.0ft (7.6m)	46.78	43.98	41.17	CALL
CS2HB15MM-50	Premium Molded Black Cable, HD15 Male/Male, 50.0ft (15.2m)	73.98	69.55	65.11	CALL
CS2HB15MF-1	Premium Molded Black Cable, HD15 Male/Female, 1.0ft (0.3m)	20.67	19.43	18.19	CALL
CS2HB15MF-2.5	Premium Molded Black Cable, HD15 Male/Female, 2.5ft (0.8m)	22.33	20.99	19.65	CALL
CS2HB15MF-5	Premium Molded Black Cable, HD15 Male/Female, 5.0ft (1.5m)	25.02	23.52	22.02	CALL
CS2HB15MF-10	Premium Molded Black Cable, HD15 Male/Female, 10.0ft (3.0m)	30.46	28.64	26.81	CALL
CS2HB15MF-15	Premium Molded Black Cable, HD15 Male/Female, 15.0ft (4.6m)	35.90	33.75	31.60	CALL
CS2HB15MF-25	Premium Molded Black Cable, HD15 Male/Female, 25.0ft (7.6m)	46.78	43.98	41.17	CALL
CS2HB15MF-50	Premium Molded Black Cable, HD15 Male/Female, 50.0ft (15.2m)	73.98	69.55	65.11	CALL

Item #	Description	1-9	10-24	25-99	100+
Premium 15 Pin Black D-Sub Cables - Molded, Fully Populated and Double Shielded					
CS2NB15MM-1	Premium Molded Black Cable, DB15 Male/Male, 1.0ft (0.3m)	19.69	18.51	17.33	CALL
CS2NB15MM-2.5	Premium Molded Black Cable, DB15 Male/Male, 2.5ft (0.8m)	21.24	19.97	18.69	CALL
CS2NB15MM-5	Premium Molded Black Cable, DB15 Male/Male, 5.0ft (1.5m)	23.83	22.40	20.97	CALL
CS2NB15MM-10	Premium Molded Black Cable, DB15 Male/Male, 10.0ft (3.0m)	34.19	32.14	30.09	CALL
CS2NB15MM-15	Premium Molded Black Cable, DB15 Male/Male, 15.0ft (4.6m)	44.56	41.88	39.21	CALL
CS2NB15MM-25	Premium Molded Black Cable, DB15 Male/Male, 25.0ft (7.6m)	70.46	66.23	62.01	CALL
CS2NB15MM-50	Premium Molded Black Cable, DB15 Male/Male, 50.0ft (15.2m)	70.46	66.23	62.01	CALL
CS2NB15MF-1	Premium Molded Black Cable, DB15 Male/Female, 1.0ft (0.3m)	19.69	18.51	17.33	CALL
CS2NB15MF-2.5	Premium Molded Black Cable, DB15 Male/Female, 2.5ft (0.8m)	21.24	19.97	18.69	CALL
CS2NB15MF-5	Premium Molded Black Cable, DB15 Male/Female, 5.0ft (1.5m)	23.83	22.40	20.97	CALL
CS2NB15MF-10	Premium Molded Black Cable, DB15 Male/Female, 10.0ft (3.0m)	29.01	27.27	25.53	CALL
CS2NB15MF-15	Premium Molded Black Cable, DB15 Male/Female, 15.0ft (4.6m)	34.19	32.14	30.09	CALL
CS2NB15MF-25	Premium Molded Black Cable, DB15 Male/Female, 25.0ft (7.6m)	44.56	41.88	39.21	CALL
CS2NB15MF-50	Premium Molded Black Cable, DB15 Male/Female, 50.0ft (15.2m)	70.46	66.23	62.01	CALL

Item #	Description	1-9	10-24	25-99	100+
Premium 25 Pin Black D-Sub Cables - Molded, Fully Populated and Double Shielded					
CS2NB25MM-1	Premium Molded Black Cable, DB25 Male/Male, 1.0ft (0.3m)	21.76	20.45	19.15	CALL
CS2NB25MM-2.5	Premium Molded Black Cable, DB25 Male/Male, 2.5ft (0.8m)	23.31	21.92	20.52	CALL
CS2NB25MM-5	Premium Molded Black Cable, DB25 Male/Male, 5.0ft (1.5m)	25.91	24.35	22.80	CALL
CS2NB25MM-10	Premium Molded Black Cable, DB25 Male/Male, 10.0ft (3.0m)	31.09	29.22	27.36	CALL
CS2NB25MM-15	Premium Molded Black Cable, DB25 Male/Male, 15.0ft (4.6m)	36.27	34.09	31.91	CALL
CS2NB25MM-25	Premium Molded Black Cable, DB25 Male/Male, 25.0ft (7.6m)	46.63	43.83	41.03	CALL
CS2NB25MM-50	Premium Molded Black Cable, DB25 Male/Male, 50.0ft (15.2m)	72.53	68.18	63.83	CALL
CS2NB25MF-1	Premium Molded Black Cable, DB25 Male/Female, 1.0ft (0.3m)	21.76	20.45	19.15	CALL
CS2NB25MF-2.5	Premium Molded Black Cable, DB25 Male/Female, 2.5ft (0.8m)	23.31	21.92	20.52	CALL
CS2NB25MF-5	Premium Molded Black Cable, DB25 Male/Female, 5.0ft (1.5m)	25.91	24.35	22.80	CALL
CS2NB25MF-10	Premium Molded Black Cable, DB25 Male/Female, 10.0ft (3.0m)	31.09	29.22	27.36	CALL
CS2NB25MF-15	Premium Molded Black Cable, DB25 Male/Female, 15.0ft (4.6m)	36.27	34.09	31.91	CALL
CS2NB25MF-25	Premium Molded Black Cable, DB25 Male/Female, 25.0ft (7.6m)	46.63	43.83	41.03	CALL
CS2NB25MF-50	Premium Molded Black Cable, DB25 Male/Female, 50.0ft (15.2m)	72.53	68.18	63.83	CALL

Item #	Description	1-9	10-24	25-99	100+
Replacement 4-40 Screws for CS2NB and CS2HB Series Assemblies - Sold in 10/Packs					
TS-CS21	Replacement Screws for CS2NB9, CS2NB15, CS2HB15 Series Assemblies, Pkg/10	4.25	3.99	3.74	CALL
TS-CS2N25	Replacement Screws for CS2NB25 Series Assemblies, Pkg/10	4.25	3.99	3.74	CALL

Deluxe Null Modem Cable Assemblies with Thumbscrews, Fully Shielded
 The CSNULL series of cable assemblies features the same construction as the CSMN series but is wired to the most common null modem wiring schemes. The transmit data and receive data signals are crossed to allow two DTE or DCE devices to communicate.

Item #	Description	1-9	10-24	25-99	100+
CSNULL9FF-5	Deluxe Null Modem Cable, DB9 Female/Female, 5.0ft (1.5m)	12.28	11.30	10.31	CALL
CSNULL9FF-10	Deluxe Null Modem Cable, DB9 Female/Female, 10.0ft (3.0m)	14.25	13.11	11.97	CALL
CSNULL9FF-25	Deluxe Null Modem Cable, DB9 Female/Female, 25.0ft (7.6m)	20.26	18.64	17.02	CALL
CSNULL9MF-5	Deluxe Null Modem Cable, DB9 Male/Female, 5.0ft (1.5m)	12.28	11.30	10.31	CALL
CSNULL9MF-10	Deluxe Null Modem Cable, DB9 Male/Female, 10.0ft (3.0m)	14.25	13.11	11.97	CALL
CSNULL9MF-25	Deluxe Null Modem Cable, DB9 Male/Female, 25.0ft (7.6m)	20.26	18.64	17.02	CALL
CSNULL9FF-5A	Deluxe Null Modem Cable, DB9 Female/Female, 5.0ft (1.5m)	12.28	11.30	10.31	CALL
CSNULL9FF-10A	Deluxe Null Modem Cable, DB9 Female/Female, 10.0ft (3.0m)	14.25	13.11	11.97	CALL
CSNULL9FF-25A	Deluxe Null Modem Cable, DB9 Female/Female, 25.0ft (7.6m)	20.26	18.64	17.02	CALL
CSNULL9MF-5A	Deluxe Null Modem Cable, DB9 Male/Female, 5.0ft (1.5m)	12.28	11.30	10.31	CALL
CSNULL9MF-10A	Deluxe Null Modem Cable, DB9 Male/Female, 10.0ft (3.0m)	14.25	13.11	11.97	CALL
CSNULL9MF-25A	Deluxe Null Modem Cable, DB9 Male/Female, 25.0ft (7.6m)	20.26	18.64	17.02	CALL
CSNULL259MF-5	Deluxe Null Modem Cable, DB25 Male/DB9 Female, 5.0ft (1.5m)	12.85	11.82	10.79	CALL
CSNULL259MF-10	Deluxe Null Modem Cable, DB25 Male/DB9 Female, 10.0ft (3.0m)	14.82	13.63	12.45	CALL
CSNULL259MF-25	Deluxe Null Modem Cable, DB25 Male/DB9 Female, 25.0ft (7.6m)	20.83	19.16	17.50	CALL

Item #	Description	1-9	10-24	25-99	100+
--------	-------------	-----	-------	-------	------

Deluxe Molded Black D-Sub Cables

These cables give the user the option to color match to black equipment and are constructed identically to our popular CSMN light gray cable series.

Deluxe 9 Pin D-Sub Molded Cables - Shielded and Fully Populated

CSMNB9MM-1	Deluxe Molded Cable, DB9 Male/Male, 1.0ft (0.3m)	6.99	6.43	5.88	CALL
CSMNB9MM-5	Deluxe Molded Cable, DB9 Male/Male, 5.0ft (1.5m)	9.07	8.34	7.62	CALL
CSMNB9MM-10	Deluxe Molded Cable, DB9 Male/Male, 10.0ft (3.0m)	11.66	10.72	9.79	CALL
CSMNB9MM-25	Deluxe Molded Cable, DB9 Male/Male, 25.0ft (7.6m)	19.43	17.87	16.32	CALL
CSMNB9MM-50	Deluxe Molded Cable, DB9 Male/Male, 50.0ft (15.2m)	32.38	29.79	27.20	CALL
CSMNB9MF-2.5	Deluxe Molded Cable, DB9 Male/Female, 2.5ft (0.8m)	7.77	7.15	6.53	CALL
CSMNB9MF-5	Deluxe Molded Cable, DB9 Male/Female, 5.0ft (1.5m)	9.07	8.34	7.62	CALL
CSMNB9MF-10	Deluxe Molded Cable, DB9 Male/Female, 10.0ft (3.0m)	11.66	10.72	9.79	CALL
CSMNB9MF-15	Deluxe Molded Cable, DB9 Male/Female, 15.0ft (4.6m)	14.25	13.11	11.97	CALL
CSMNB9MF-50	Deluxe Molded Cable, DB9 Male/Female, 50.0ft (15.2m)	32.38	29.79	27.20	CALL

Standard or Hi-Density D-Sub configurations

Online Video

L-com.com/Videos/A13



Deluxe 15 Pin D-Sub Molded Cables - Shielded and Fully Populated

CSMNB15MM-1	Deluxe Molded Cable, DB15 Male/Male, 1.0ft (0.3m)	10.72	10.08	9.44	CALL
CSMNB15MM-5	Deluxe Molded Cable, DB15 Male/Male, 5.0ft (1.5m)	13.21	12.42	11.63	CALL
CSMNB15MM-10	Deluxe Molded Cable, DB15 Male/Male, 10.0ft (3.0m)	16.32	15.34	14.36	CALL
CSMNB15MM-25	Deluxe Molded Cable, DB15 Male/Male, 25.0ft (7.6m)	25.65	24.11	22.57	CALL
CSMNB15MM-50	Deluxe Molded Cable, DB15 Male/Male, 50.0ft (15.2m)	41.19	38.72	36.25	CALL
CSMNB15MF-1	Deluxe Molded Cable, DB15 Male/Female, 1.0ft (0.3m)	10.72	10.08	9.44	CALL
CSMNB15MF-2.5	Deluxe Molded Cable, DB15 Male/Female, 2.5ft (0.8m)	11.66	10.96	10.26	CALL
CSMNB15MF-5	Deluxe Molded Cable, DB15 Male/Female, 5.0ft (1.5m)	13.21	12.42	11.63	CALL
CSMNB15MF-10	Deluxe Molded Cable, DB15 Male/Female, 10.0ft (3.0m)	16.32	15.34	14.36	CALL
CSMNB15MF-15	Deluxe Molded Cable, DB15 Male/Female, 15.0ft (4.6m)	19.43	18.26	17.10	CALL
CSMNB15MF-25	Deluxe Molded Cable, DB15 Male/Female, 25.0ft (7.6m)	25.65	24.11	22.57	CALL
CSMNB15MF-50	Deluxe Molded Cable, DB15 Male/Female, 50.0ft (15.2m)	41.19	38.72	36.25	CALL



Deluxe 25 Pin D-Sub Molded Cables - Shielded and Fully Populated

CSMNB25MM-1	Deluxe Molded Cable, DB25 Male/Male, 1.0ft (0.3m)	9.69	9.11	8.53	CALL
CSMNB25MM-5	Deluxe Molded Cable, DB25 Male/Male, 5.0ft (1.5m)	12.18	11.44	10.71	CALL
CSMNB25MM-10	Deluxe Molded Cable, DB25 Male/Male, 10.0ft (3.0m)	16.32	15.34	14.36	CALL
CSMNB25MM-25	Deluxe Molded Cable, DB25 Male/Male, 25.0ft (7.6m)	28.75	27.03	25.30	CALL
CSMNB25MM-50	Deluxe Molded Cable, DB25 Male/Male, 50.0ft (15.2m)	44.30	41.64	38.98	CALL
CSMNB25MF-2.5	Deluxe Molded Cable, DB25 Male/Female, 2.5ft (0.8m)	10.62	9.98	9.35	CALL
CSMNB25MF-5	Deluxe Molded Cable, DB25 Male/Female, 5.0ft (1.5m)	12.18	11.44	10.71	CALL
CSMNB25MF-10	Deluxe Molded Cable, DB25 Male/Female, 10.0ft (3.0m)	16.32	15.34	14.36	CALL
CSMNB25MF-15	Deluxe Molded Cable, DB25 Male/Female, 15.0ft (4.6m)	19.43	18.26	17.10	CALL
CSMNB25MF-50	Deluxe Molded Cable, DB25 Male/Female, 50.0ft (15.2m)	44.30	41.64	38.98	CALL



Low Smoke Zero Halogen (LSZH) D-Sub Cable Assemblies, DB9, DB15 and DB25

LSZH D-Sub cable assemblies are available in DB9, DB15 and DB25 connector sizes with male to male and male to female configurations. Cable is 24AWG with a foil/braid shield.

Low Smoke Zero Halogen 9 Pin D-Sub Cables - Fully Populated and Double Shielded

CSMUZ9MM-1	LSZH Cable, DB9 Male/Male, 1.0ft (0.3m)	28.75	27.60	26.45	CALL
CSMUZ9MM-5	LSZH Cable, DB9 Male/Male, 5.0ft (1.5m)	34.97	33.57	32.17	CALL
CSMUZ9MM-10	LSZH Cable, DB9 Male/Male, 10.0ft (3.0m)	42.74	41.03	39.32	CALL
CSMUZ9MM-25	LSZH Cable, DB9 Male/Male, 25.0ft (7.6m)	58.29	55.95	53.62	CALL
CSMUZ9MM-125	LSZH Cable, DB9 Male/Male, 125.0ft (38.1m)	213.72	205.17	196.62	CALL
CSMUZ9MF-1	LSZH Cable, DB9 Male/Female, 1.0ft (0.3m)	28.75	27.60	26.45	CALL
CSMUZ9MF-5	LSZH Cable, DB9 Male/Female, 5.0ft (1.5m)	34.97	33.57	32.17	CALL
CSMUZ9MF-10	LSZH Cable, DB9 Male/Female, 10.0ft (3.0m)	42.74	41.03	39.32	CALL
CSMUZ9MF-25	LSZH Cable, DB9 Male/Female, 25.0ft (7.6m)	58.29	55.95	53.62	CALL
CSMUZ9MF-125	LSZH Cable, DB9 Male/Female, 125.0ft (38.1m)	213.72	205.17	196.62	CALL



Low Smoke Zero Halogen 15 Pin D-Sub Cables - Fully Populated and Double Shielded


CSMUZ15MM-1	LSZH Cable, DB15 Male/Male, 1.0ft (0.3m)	30.57	29.35	28.12	CALL
CSMUZ15MM-2.5	LSZH Cable, DB15 Male/Male, 2.5ft (0.8m)	33.68	32.33	30.98	CALL
CSMUZ15MM-5	LSZH Cable, DB15 Male/Male, 5.0ft (1.5m)	38.86	37.30	35.75	CALL
CSMUZ15MM-10	LSZH Cable, DB15 Male/Male, 10.0ft (3.0m)	49.22	47.25	45.28	CALL
CSMUZ15MM-15	LSZH Cable, DB15 Male/Male, 15.0ft (4.6m)	59.58	57.20	54.81	CALL
CSMUZ15MM-25	LSZH Cable, DB15 Male/Male, 25.0ft (7.6m)	68.39	65.65	62.92	CALL
CSMUZ15MM-50	LSZH Cable, DB15 Male/Male, 50.0ft (15.2m)	120.20	115.39	110.58	CALL
CSMUZ15MM-125	LSZH Cable, DB15 Male/Male, 125.0ft (38.1m)	275.63	264.60	253.58	CALL
CSMUZ15MF-1	LSZH Cable, DB15 Male/Female, 1.0ft (0.3m)	30.57	29.35	28.12	CALL
CSMUZ15MF-2.5	LSZH Cable, DB15 Male/Female, 2.5ft (0.8m)	33.68	32.33	30.98	CALL
CSMUZ15MF-5	LSZH Cable, DB15 Male/Female, 5.0ft (1.5m)	38.86	37.30	35.75	CALL
CSMUZ15MF-10	LSZH Cable, DB15 Male/Female, 10.0ft (3.0m)	49.22	47.25	45.28	CALL
CSMUZ15MF-15	LSZH Cable, DB15 Male/Female, 15.0ft (4.6m)	59.58	57.20	54.81	CALL
CSMUZ15MF-25	LSZH Cable, DB15 Male/Female, 25.0ft (7.6m)	68.39	65.65	62.92	CALL
CSMUZ15MF-50	LSZH Cable, DB15 Male/Female, 50.0ft (15.2m)	120.20	115.39	110.58	CALL
CSMUZ15MF-125	LSZH Cable, DB15 Male/Female, 125.0ft (38.1m)	275.63	264.60	253.58	CALL




Low Smoke Zero Halogen 25 Pin D-Sub Cables - Fully Populated and Double Shielded

CSMUZ25MM-2.5	LSZH Cable, DB25 Male/Male, 2.5ft (0.8m)	38.86	37.30	35.75	CALL
CSMUZ25MM-5	LSZH Cable, DB25 Male/Male, 5.0ft (1.5m)	46.63	44.76	42.90	CALL
CSMUZ25MM-15	LSZH Cable, DB25 Male/Male, 15.0ft (4.6m)	77.72	74.61	71.50	CALL
CSMUZ25MM-50	LSZH Cable, DB25 Male/Male, 50.0ft (15.2m)	170.97	164.13	157.30	CALL
CSMUZ25MM-125	LSZH Cable, DB25 Male/Male, 125.0ft (38.1m)	404.12	387.95	371.79	CALL
CSMUZ25MF-2.5	LSZH Cable, DB25 Male/Female, 2.5ft (0.8m)	38.86	37.30	35.75	CALL
CSMUZ25MF-5	LSZH Cable, DB25 Male/Female, 5.0ft (1.5m)	46.63	44.76	42.90	CALL
CSMUZ25MF-15	LSZH Cable, DB25 Male/Female, 15.0ft (4.6m)	77.72	74.61	71.50	CALL
CSMUZ25MF-50	LSZH Cable, DB25 Male/Female, 50.0ft (15.2m)	170.97	164.13	157.30	CALL
CSMUZ25MF-125	LSZH Cable, DB25 Male/Female, 125.0ft (38.1m)	404.12	387.95	371.79	CALL


More lengths available. Go to L-com.com




CSMNRA9-1MM




CSMNRA9-2MM



CSMNRA9-3MM



CSMNRA9-4MM



CSMNRA15-1MM



CSMNRA15-2MM



CSMNRA15-3MM



CSMNRA15-3MM



CSMNRA15-4MM

Tip Defining 90 degree angled D-Sub cable assemblies

Angled connector hoods help connect D-Sub cables in tight places. L-com now offers four 90 degree angled options for each DB9, DB15 and DB25. The photos below detail the connector position relative to the cable entry direction.



Item #	Description	1-9	10-24	25-99	100+
--------	-------------	-----	-------	-------	------

Deluxe D-Sub Right Angle Cables - 4 Options each for DB9, 15 and 25

L-com's CSMNRA series cables are perfect for tight fit and confined space D-Sub applications. These rugged cable assemblies feature a standard D-Sub connector on one end and right angle (4 options) D-Sub connector on the other. These right angle D-Sub cables are designed for use in enclosures, cabinets or other confined spaces where standard D-Sub connectors will not fit.

90° Angled Deluxe 9 Pin D-Sub Molded Male/Male Cables - 4 Exit Options

CSMNRA9-1MM-1	Deluxe Molded Cable, DB9 Male /Right Angle Exit 1 Male, 1.0ft (0.3m)	9.07	8.52	7.98	CALL
CSMNRA9-1MM-2.5	Deluxe Molded Cable, DB9 Male /Right Angle Exit 1 Male, 2.5ft (0.8m)	9.84	9.25	8.66	CALL
CSMNRA9-1MM-5	Deluxe Molded Cable, DB9 Male /Right Angle Exit 1 Male, 5.0ft (1.5m)	11.14	10.47	9.80	CALL
CSMNRA9-1MM-10	Deluxe Molded Cable, DB9 Male /Right Angle Exit 1 Male, 10.0ft (3.0m)	13.73	12.91	12.08	CALL
CSMNRA9-1MM-15	Deluxe Molded Cable, DB9 Male /Right Angle Exit 1 Male, 15.0ft (4.6m)	16.32	15.34	14.36	CALL
CSMNRA9-1MM-25	Deluxe Molded Cable, DB9 Male /Right Angle Exit 1 Male, 25.0ft (7.6m)	21.50	20.21	18.92	CALL
CSMNRA9-2MM-1	Deluxe Molded Cable, DB9 Male /Right Angle Exit 2 Male, 1.0ft (0.3m)	9.07	8.52	7.98	CALL
CSMNRA9-2MM-2.5	Deluxe Molded Cable, DB9 Male /Right Angle Exit 2 Male, 2.5ft (0.8m)	9.84	9.25	8.66	CALL
CSMNRA9-2MM-5	Deluxe Molded Cable, DB9 Male /Right Angle Exit 2 Male, 5.0ft (1.5m)	11.14	10.47	9.80	CALL
CSMNRA9-2MM-10	Deluxe Molded Cable, DB9 Male /Right Angle Exit 2 Male, 10.0ft (3.0m)	13.73	12.91	12.08	CALL
CSMNRA9-2MM-15	Deluxe Molded Cable, DB9 Male /Right Angle Exit 2 Male, 15.0ft (4.6m)	16.32	15.34	14.36	CALL
CSMNRA9-2MM-25	Deluxe Molded Cable, DB9 Male /Right Angle Exit 2 Male, 25.0ft (7.6m)	21.50	20.21	18.92	CALL
CSMNRA9-3MM-1	Deluxe Molded Cable, DB9 Male /Right Angle Exit 3 Male, 1.0ft (0.3m)	9.07	8.52	7.98	CALL
CSMNRA9-3MM-2.5	Deluxe Molded Cable, DB9 Male /Right Angle Exit 3 Male, 2.5ft (0.8m)	9.84	9.25	8.66	CALL
CSMNRA9-3MM-5	Deluxe Molded Cable, DB9 Male /Right Angle Exit 3 Male, 5.0ft (1.5m)	11.14	10.47	9.80	CALL
CSMNRA9-3MM-10	Deluxe Molded Cable, DB9 Male /Right Angle Exit 3 Male, 10.0ft (3.0m)	13.73	12.91	12.08	CALL
CSMNRA9-3MM-15	Deluxe Molded Cable, DB9 Male /Right Angle Exit 3 Male, 15.0ft (4.6m)	16.32	15.34	14.36	CALL
CSMNRA9-3MM-25	Deluxe Molded Cable, DB9 Male /Right Angle Exit 3 Male, 25.0ft (7.6m)	21.50	20.21	18.92	CALL
CSMNRA9-4MM-1	Deluxe Molded Cable, DB9 Male /Right Angle Exit 4 Male, 1.0ft (0.3m)	9.07	8.52	7.98	CALL
CSMNRA9-4MM-2.5	Deluxe Molded Cable, DB9 Male /Right Angle Exit 4 Male, 2.5ft (0.8m)	9.84	9.25	8.66	CALL
CSMNRA9-4MM-5	Deluxe Molded Cable, DB9 Male /Right Angle Exit 4 Male, 5.0ft (1.5m)	11.14	10.47	9.80	CALL
CSMNRA9-4MM-10	Deluxe Molded Cable, DB9 Male /Right Angle Exit 4 Male, 10.0ft (3.0m)	13.73	12.91	12.08	CALL
CSMNRA9-4MM-15	Deluxe Molded Cable, DB9 Male /Right Angle Exit 4 Male, 15.0ft (4.6m)	16.32	15.34	14.36	CALL
CSMNRA9-4MM-25	Deluxe Molded Cable, DB9 Male /Right Angle Exit 4 Male, 25.0ft (7.6m)	21.50	20.21	18.92	CALL

90° Angled Deluxe 15 Pin D-Sub Molded Male/Male Cables - 4 Exit Options

CSMNRA15-1MM-1	Deluxe Molded Cable, DB15 Male /Right Angle Exit 1 Male, 1.0ft (0.3m)	12.80	12.03	11.26	CALL
CSMNRA15-1MM-2.5	Deluxe Molded Cable, DB15 Male /Right Angle Exit 1 Male, 2.5ft (0.8m)	13.73	12.91	12.08	CALL
CSMNRA15-1MM-5	Deluxe Molded Cable, DB15 Male /Right Angle Exit 1 Male, 5.0ft (1.5m)	15.28	14.37	13.45	CALL
CSMNRA15-1MM-10	Deluxe Molded Cable, DB15 Male /Right Angle Exit 1 Male, 10.0ft (3.0m)	18.39	17.29	16.19	CALL
CSMNRA15-1MM-15	Deluxe Molded Cable, DB15 Male /Right Angle Exit 1 Male, 15.0ft (4.6m)	21.50	20.21	18.92	CALL
CSMNRA15-1MM-25	Deluxe Molded Cable, DB15 Male /Right Angle Exit 1 Male, 25.0ft (7.6m)	27.72	26.06	24.39	CALL
CSMNRA15-2MM-1	Deluxe Molded Cable, DB15 Male /Right Angle Exit 2 Male, 1.0ft (0.3m)	12.80	12.03	11.26	CALL
CSMNRA15-2MM-2.5	Deluxe Molded Cable, DB15 Male /Right Angle Exit 2 Male, 2.5ft (0.8m)	13.73	12.91	12.08	CALL
CSMNRA15-2MM-5	Deluxe Molded Cable, DB15 Male /Right Angle Exit 2 Male, 5.0ft (1.5m)	15.28	14.37	13.45	CALL
CSMNRA15-2MM-10	Deluxe Molded Cable, DB15 Male /Right Angle Exit 2 Male, 10.0ft (3.0m)	18.39	17.29	16.19	CALL
CSMNRA15-2MM-15	Deluxe Molded Cable, DB15 Male /Right Angle Exit 2 Male, 15.0ft (4.6m)	21.50	20.21	18.92	CALL
CSMNRA15-2MM-25	Deluxe Molded Cable, DB15 Male /Right Angle Exit 2 Male, 25.0ft (7.6m)	27.72	26.06	24.39	CALL
CSMNRA15-3MM-1	Deluxe Molded Cable, DB15 Male /Right Angle Exit 3 Male, 1.0ft (0.3m)	12.80	12.03	11.26	CALL
CSMNRA15-3MM-2.5	Deluxe Molded Cable, DB15 Male /Right Angle Exit 3 Male, 2.5ft (0.8m)	13.73	12.91	12.08	CALL
CSMNRA15-3MM-5	Deluxe Molded Cable, DB15 Male /Right Angle Exit 3 Male, 5.0ft (1.5m)	15.28	14.37	13.45	CALL
CSMNRA15-3MM-10	Deluxe Molded Cable, DB15 Male /Right Angle Exit 3 Male, 10.0ft (3.0m)	18.39	17.29	16.19	CALL
CSMNRA15-3MM-15	Deluxe Molded Cable, DB15 Male /Right Angle Exit 3 Male, 15.0ft (4.6m)	21.50	20.21	18.92	CALL
CSMNRA15-3MM-25	Deluxe Molded Cable, DB15 Male /Right Angle Exit 3 Male, 25.0ft (7.6m)	27.72	26.06	24.39	CALL
CSMNRA15-4MM-1	Deluxe Molded Cable, DB15 Male /Right Angle Exit 4 Male, 1.0ft (0.3m)	12.80	12.03	11.26	CALL
CSMNRA15-4MM-2.5	Deluxe Molded Cable, DB15 Male /Right Angle Exit 4 Male, 2.5ft (0.8m)	13.73	12.91	12.08	CALL
CSMNRA15-4MM-5	Deluxe Molded Cable, DB15 Male /Right Angle Exit 4 Male, 5.0ft (1.5m)	15.28	14.37	13.45	CALL
CSMNRA15-4MM-10	Deluxe Molded Cable, DB15 Male /Right Angle Exit 4 Male, 10.0ft (3.0m)	18.39	17.29	16.19	CALL
CSMNRA15-4MM-15	Deluxe Molded Cable, DB15 Male /Right Angle Exit 4 Male, 15.0ft (4.6m)	21.50	20.21	18.92	CALL
CSMNRA15-4MM-25	Deluxe Molded Cable, DB15 Male /Right Angle Exit 4 Male, 25.0ft (7.6m)	27.72	26.06	24.39	CALL

Item #	Description	1-9	10-24	25-99	100+
90° Angled Deluxe 25 Pin D-Sub Molded Male/Male Cables - 4 Exit Options					
CSMNR25-1MM-1	Deluxe Molded Cable, DB25 Male/Right Angle Exit 1 Male, 1.0ft (0.3m)	13.00	12.22	11.44	CALL
CSMNR25-1MM-2.5	Deluxe Molded Cable, DB25 Male/Right Angle Exit 1 Male, 2.5ft (0.8m)	14.25	13.39	12.54	CALL
CSMNR25-1MM-5	Deluxe Molded Cable, DB25 Male/Right Angle Exit 1 Male, 5.0ft (1.5m)	16.32	15.34	14.36	CALL
CSMNR25-1MM-10	Deluxe Molded Cable, DB25 Male/Right Angle Exit 1 Male, 10.0ft (3.0m)	20.46	19.24	18.01	CALL
CSMNR25-1MM-15	Deluxe Molded Cable, DB25 Male/Right Angle Exit 1 Male, 15.0ft (4.6m)	24.61	23.13	21.66	CALL
CSMNR25-1MM-25	Deluxe Molded Cable, DB25 Male/Right Angle Exit 1 Male, 25.0ft (7.6m)	32.90	30.93	28.95	CALL
CSMNR25-2MM-1	Deluxe Molded Cable, DB25 Male/Right Angle Exit 2 Male, 1.0ft (0.3m)	13.00	12.22	11.44	CALL
CSMNR25-2MM-2.5	Deluxe Molded Cable, DB25 Male/Right Angle Exit 2 Male, 2.5ft (0.8m)	14.25	13.39	12.54	CALL
CSMNR25-2MM-5	Deluxe Molded Cable, DB25 Male/Right Angle Exit 2 Male, 5.0ft (1.5m)	16.32	15.34	14.36	CALL
CSMNR25-2MM-10	Deluxe Molded Cable, DB25 Male/Right Angle Exit 2 Male, 10.0ft (3.0m)	20.46	19.24	18.01	CALL
CSMNR25-2MM-15	Deluxe Molded Cable, DB25 Male/Right Angle Exit 2 Male, 15.0ft (4.6m)	24.61	23.13	21.66	CALL
CSMNR25-2MM-25	Deluxe Molded Cable, DB25 Male/Right Angle Exit 2 Male, 25.0ft (7.6m)	32.90	30.93	28.95	CALL
CSMNR25-3MM-1	Deluxe Molded Cable, DB25 Male/Right Angle Exit 3 Male, 1.0ft (0.3m)	13.00	12.22	11.44	CALL
CSMNR25-3MM-2.5	Deluxe Molded Cable, DB25 Male/Right Angle Exit 3 Male, 2.5ft (0.8m)	14.25	13.39	12.54	CALL
CSMNR25-3MM-5	Deluxe Molded Cable, DB25 Male/Right Angle Exit 3 Male, 5.0ft (1.5m)	16.32	15.34	14.36	CALL
CSMNR25-3MM-10	Deluxe Molded Cable, DB25 Male/Right Angle Exit 3 Male, 10.0ft (3.0m)	20.46	19.24	18.01	CALL
CSMNR25-3MM-15	Deluxe Molded Cable, DB25 Male/Right Angle Exit 3 Male, 15.0ft (4.6m)	24.61	23.13	21.66	CALL
CSMNR25-3MM-25	Deluxe Molded Cable, DB25 Male/Right Angle Exit 3 Male, 25.0ft (7.6m)	32.90	30.93	28.95	CALL
CSMNR25-4MM-1	Deluxe Molded Cable, DB25 Male/Right Angle Exit 4 Male, 1.0ft (0.3m)	13.00	12.22	11.44	CALL
CSMNR25-4MM-2.5	Deluxe Molded Cable, DB25 Male/Right Angle Exit 4 Male, 2.5ft (0.8m)	14.25	13.39	12.54	CALL
CSMNR25-4MM-5	Deluxe Molded Cable, DB25 Male/Right Angle Exit 4 Male, 5.0ft (1.5m)	16.32	15.34	14.36	CALL
CSMNR25-4MM-10	Deluxe Molded Cable, DB25 Male/Right Angle Exit 4 Male, 10.0ft (3.0m)	20.46	19.24	18.01	CALL
CSMNR25-4MM-15	Deluxe Molded Cable, DB25 Male/Right Angle Exit 4 Male, 15.0ft (4.6m)	24.61	23.13	21.66	CALL
CSMNR25-4MM-25	Deluxe Molded Cable, DB25 Male/Right Angle Exit 4 Male, 25.0ft (7.6m)	32.90	30.93	28.95	CALL



Tip Defining 45 degree angled D-Sub cable assemblies

L-com has added 45 degree angle options for DB9, DB15 and DB25 cable assemblies. The photos below detail the connector position relative to the cable entry direction.



45° Angled Deluxe 9 Pin D-Sub Molded Male/Male Cables - 2 Exit Options

CSMNA459-1MM-1	Deluxe Molded Cable, DB9 Male/45° Exit 1 Male, 1.0ft (0.3m)	9.07	8.52	7.98	CALL
CSMNA459-1MM-2.5	Deluxe Molded Cable, DB9 Male/45° Exit 1 Male, 2.5ft (0.8m)	9.84	9.25	8.66	CALL
CSMNA459-1MM-5	Deluxe Molded Cable, DB9 Male/45° Exit 1 Male, 5.0ft (1.5m)	11.14	10.47	9.80	CALL
CSMNA459-1MM-10	Deluxe Molded Cable, DB9 Male/45° Exit 1 Male, 10.0ft (3.0m)	13.73	12.91	12.08	CALL
CSMNA459-1MM-15	Deluxe Molded Cable, DB9 Male/45° Exit 1 Male, 15.0ft (4.6m)	16.32	15.34	14.36	CALL
CSMNA459-1MM-25	Deluxe Molded Cable, DB9 Male/45° Exit 1 Male, 25.0ft (7.6m)	21.50	20.21	18.92	CALL
CSMNA459-2MM-1	Deluxe Molded Cable, DB9 Male/45° Exit 2 Male, 1.0ft (0.3m)	9.07	8.52	7.98	CALL
CSMNA459-2MM-2.5	Deluxe Molded Cable, DB9 Male/45° Exit 2 Male, 2.5ft (0.8m)	9.84	9.25	8.66	CALL
CSMNA459-2MM-5	Deluxe Molded Cable, DB9 Male/45° Exit 2 Male, 5.0ft (1.5m)	11.14	10.47	9.80	CALL
CSMNA459-2MM-10	Deluxe Molded Cable, DB9 Male/45° Exit 2 Male, 10.0ft (3.0m)	13.73	12.91	12.08	CALL
CSMNA459-2MM-15	Deluxe Molded Cable, DB9 Male/45° Exit 2 Male, 15.0ft (4.6m)	16.32	15.34	14.36	CALL
CSMNA459-2MM-25	Deluxe Molded Cable, DB9 Male/45° Exit 2 Male, 25.0ft (7.6m)	21.50	20.21	18.92	CALL

45° Angled Deluxe 15 Pin D-Sub Molded Male/Male Cables - 2 Exit Options

CSMNA4515-1MM-1	Deluxe Molded Cable, DB15 Male/45° Exit 1 Male, 1.0ft (0.3m)	12.80	12.03	11.26	CALL
CSMNA4515-1MM-2.5	Deluxe Molded Cable, DB15 Male/45° Exit 1 Male, 2.5ft (0.8m)	12.80	12.03	11.26	CALL
CSMNA4515-1MM-5	Deluxe Molded Cable, DB15 Male/45° Exit 1 Male, 5.0ft (1.5m)	15.28	14.37	13.45	CALL
CSMNA4515-1MM-10	Deluxe Molded Cable, DB15 Male/45° Exit 1 Male, 10.0ft (3.0m)	18.39	17.29	16.19	CALL
CSMNA4515-1MM-15	Deluxe Molded Cable, DB15 Male/45° Exit 1 Male, 15.0ft (4.6m)	21.50	20.21	18.92	CALL
CSMNA4515-1MM-25	Deluxe Molded Cable, DB15 Male/45° Exit 1 Male, 25.0ft (7.6m)	27.72	26.06	24.39	CALL
CSMNA4515-2MM-1	Deluxe Molded Cable, DB15 Male/45° Exit 2 Male, 1.0ft (0.3m)	12.80	12.03	11.26	CALL
CSMNA4515-2MM-2.5	Deluxe Molded Cable, DB15 Male/45° Exit 2 Male, 2.5ft (0.8m)	13.73	12.91	12.08	CALL
CSMNA4515-2MM-5	Deluxe Molded Cable, DB15 Male/45° Exit 2 Male, 5.0ft (1.5m)	15.28	14.37	13.45	CALL
CSMNA4515-2MM-10	Deluxe Molded Cable, DB15 Male/45° Exit 2 Male, 10.0ft (3.0m)	18.39	17.29	16.19	CALL
CSMNA4515-2MM-15	Deluxe Molded Cable, DB15 Male/45° Exit 2 Male, 15.0ft (4.6m)	21.50	20.21	18.92	CALL
CSMNA4515-2MM-25	Deluxe Molded Cable, DB15 Male/45° Exit 2 Male, 25.0ft (7.6m)	27.72	26.06	24.39	CALL

45° Angled Deluxe 25 Pin D-Sub Molded Male/Male Cables - 2 Exit Options

CSMNA4525-1MM-1	Deluxe Molded Cable, DB25 Male/45° Exit 1 Male, 1.0ft (0.3m)	13.00	12.22	11.44	CALL
CSMNA4525-1MM-2.5	Deluxe Molded Cable, DB25 Male/45° Exit 1 Male, 2.5ft (0.8m)	14.25	13.39	12.54	CALL
CSMNA4525-1MM-5	Deluxe Molded Cable, DB25 Male/45° Exit 1 Male, 5.0ft (1.5m)	16.32	15.34	14.36	CALL
CSMNA4525-1MM-10	Deluxe Molded Cable, DB25 Male/45° Exit 1 Male, 10.0ft (3.0m)	20.46	19.24	18.01	CALL
CSMNA4525-1MM-15	Deluxe Molded Cable, DB25 Male/45° Exit 1 Male, 15.0ft (4.6m)	24.61	23.13	21.66	CALL
CSMNA4525-1MM-25	Deluxe Molded Cable, DB25 Male/45° Exit 1 Male, 25.0ft (7.6m)	32.90	30.93	28.95	CALL
CSMNA4525-2MM-1	Deluxe Molded Cable, DB25 Male/45° Exit 2 Male, 1.0ft (0.3m)	13.00	12.22	11.44	CALL
CSMNA4525-2MM-2.5	Deluxe Molded Cable, DB25 Male/45° Exit 2 Male, 2.5ft (0.8m)	14.25	13.39	12.54	CALL
CSMNA4525-2MM-5	Deluxe Molded Cable, DB25 Male/45° Exit 2 Male, 5.0ft (1.5m)	16.32	15.34	14.36	CALL
CSMNA4525-2MM-10	Deluxe Molded Cable, DB25 Male/45° Exit 2 Male, 10.0ft (3.0m)	20.46	19.24	18.01	CALL
CSMNA4525-2MM-15	Deluxe Molded Cable, DB25 Male/45° Exit 2 Male, 15.0ft (4.6m)	24.61	23.13	21.66	CALL
CSMNA4525-2MM-25	Deluxe Molded Cable, DB25 Male/45° Exit 2 Male, 25.0ft (7.6m)	32.90	30.93	28.95	CALL



CSMT9MF



CSMT15MM



CSMT25MF



CSPL9MM



CSPL15MF



CSPL25MM

Item #	Description	1-9	10-24	25-99	100+
--------	-------------	-----	-------	-------	------

Metal Armored Cables - Double Shielded with Additional Outer Metal Shield

These unique cables feature a stainless steel crush resistant jacket over our premium D-Sub braid & foil shielded cable to provide protection in applications where standard cables would be damaged due to excessive force. A custom steel internal enclosure under the backshell mold provides further strength. Crush resistance is 1500 PSI (Pounds per Square Inch).

D-Sub Metal Armor Product Grid. All families are available in lengths of 2.5, 5, 10, 15, 25 and 50 feet. Go to L-com.com.

	DB9	DB15	DB25
MALE / MALE	CSMT9MM	CSMT15MM	CSMT25MM
MALE / FEMALE	CSMT9MF	CSMT15MF	CSMT25MF

Metal Armored DB9 Male/Male or Male/Female Cables - Double Shielded with Added Outer Metal Shield

CSMT9MM-2.5	Metal Armored Cable, DB9 Male/Male, 2.5ft (0.8m)	23.57	22.16	20.74	CALL
CSMT9MM-10	Metal Armored Cable, DB9 Male/Male, 10.0ft (3.0m)	35.23	33.12	31.00	CALL
CSMT9MM-25	Metal Armored Cable, DB9 Male/Male, 25ft (7.6m)	58.55	55.03	51.52	CALL
CSMT9MF-5	Metal Armored Cable, DB9 Male/Female, 5.0ft (1.5m)	27.46	25.81	24.16	CALL
CSMT9MF-15	Metal Armored Cable, DB9 Male/Female, 15ft (4.6m)	43.00	40.42	37.84	CALL
CSMT9MF-50	Metal Armored Cable, DB9 Male/Female, 50ft (15.2m)	97.40	91.56	85.71	CALL

Metal Armored DB15 Male/Male or Male/Female Cables - Double Shielded with Added Outer Metal Shield

CSMT15MM-2.5	Metal Armored Cable, DB15 Male/Male, 2.5ft (0.8m)	27.46	25.81	24.16	CALL
CSMT15MM-10	Metal Armored Cable, DB15 Male/Male, 10.0ft (3.0m)	41.45	38.96	36.47	CALL
CSMT15MM-25	Metal Armored Cable, DB15 Male/Male, 25ft (7.6m)	69.43	65.26	61.09	CALL
CSMT15MF-5	Metal Armored Cable, DB15 Male/Female, 5.0ft (1.5m)	32.12	30.19	28.27	CALL
CSMT15MF-15	Metal Armored Cable, DB15 Male/Female, 15ft (4.6m)	50.77	47.73	44.68	CALL
CSMT15MF-50	Metal Armored Cable, DB15 Male/Female, 50ft (15.2m)	116.05	109.09	102.13	CALL

Metal Armored DB25 Male/Male or Male/Female Cables - Double Shielded with Added Outer Metal Shield

CSMT25MM-2.5	Metal Armored Cable, DB25 Male/Male, 2.5ft (0.8m)	31.60	29.71	27.81	CALL
CSMT25MM-10	Metal Armored Cable, DB25 Male/Male, 10.0ft (3.0m)	48.70	45.78	42.86	CALL
CSMT25MM-25	Metal Armored Cable, DB25 Male/Male, 25ft (7.6m)	82.90	77.92	72.95	CALL
CSMT25MF-5	Metal Armored Cable, DB25 Male/Female, 5.0ft (1.5m)	37.30	35.07	32.83	CALL
CSMT25MF-15	Metal Armored Cable, DB25 Male/Female, 15ft (4.6m)	60.10	56.49	52.89	CALL
CSMT25MF-50	Metal Armored Cable, DB25 Male/Female, 50ft (15.2m)	139.89	131.49	123.10	CALL

Plastic Armored Cables - Double Shielded with Additional Outer Plastic Shield

These unique cables feature a plastic crush resistant jacket over our premium D-sub braid & foil shielded cable to provide protection in applications where standard cables would be damaged due to excessive force. A custom steel internal enclosure under the backshell mold provides further strength. Crush resistance is 800 PSI (Pounds per Square Inch).

D-Sub Plastic Armor Product Grid. All families are available in lengths of 2.5, 5, 10, 15, 25 and 50 feet. Go to L-com.com.

	DB9	DB15	DB25
MALE / MALE	CSPL9MM	CSPL15MM	CSPL25MM
MALE / FEMALE	CSPL9MF	CSPL15MF	CSPL25MF

Plastic Armored DB9 Male/Male or Male/Female Cables - Double Shielded with Added Outer Plastic Shield

CSPL9MM-2.5	Plastic Armored Cable, DB9 Male/Male, 2.5ft (0.8m)	21.50	20.21	18.92	CALL
CSPL9MM-10	Plastic Armored Cable, DB9 Male/Male, 10.0ft (3.0m)	30.05	28.25	26.44	CALL
CSPL9MM-25	Plastic Armored Cable, DB9 Male/Male, 25ft (7.6m)	47.15	44.32	41.49	CALL
CSPL9MF-5	Plastic Armored Cable, DB9 Male/Female, 5.0ft (1.5m)	24.35	22.89	21.43	CALL
CSPL9MF-15	Plastic Armored Cable, DB9 Male/Female, 15ft (4.6m)	35.75	33.60	31.46	CALL
CSPL9MF-50	Plastic Armored Cable, DB9 Male/Female, 50ft (15.2m)	75.64	71.10	66.57	CALL

Plastic Armored DB15 Male/Male or Male/Female Cables - Double Shielded with Added Outer Plastic Shield

CSPL15MM-2.5	Plastic Armored Cable, DB15 Male/Male, 2.5ft (0.8m)	22.80	21.43	20.06	CALL
CSPL15MM-10	Plastic Armored Cable, DB15 Male/Male, 10.0ft (3.0m)	32.12	30.19	28.27	CALL
CSPL15MM-25	Plastic Armored Cable, DB15 Male/Male, 25ft (7.6m)	50.77	47.73	44.68	CALL
CSPL15MF-5	Plastic Armored Cable, DB15 Male/Female, 5.0ft (1.5m)	25.91	24.35	22.80	CALL
CSPL15MF-15	Plastic Armored Cable, DB15 Male/Female, 15ft (4.6m)	38.34	36.04	33.74	CALL
CSPL15MF-50	Plastic Armored Cable, DB15 Male/Female, 50ft (15.2m)	81.86	76.95	72.04	CALL

Plastic Armored DB25 Male/Male or Male/Female Cables - Double Shielded with Added Outer Plastic Shield

CSPL25MM-2.5	Plastic Armored Cable, DB25 Male/Male, 2.5ft (0.8m)	25.65	24.11	22.57	CALL
CSPL25MM-10	Plastic Armored Cable, DB25 Male/Male, 10.0ft (3.0m)	37.30	35.07	32.83	CALL
CSPL25MM-25	Plastic Armored Cable, DB25 Male/Male, 25ft (7.6m)	60.62	56.98	53.34	CALL
CSPL25MF-5	Plastic Armored Cable, DB25 Male/Female, 5.0ft (1.5m)	29.53	27.76	25.99	CALL
CSPL25MF-15	Plastic Armored Cable, DB25 Male/Female, 15ft (4.6m)	45.07	42.37	39.67	CALL
CSPL25MF-50	Plastic Armored Cable, DB25 Male/Female, 50ft (15.2m)	99.48	93.51	87.54	CALL


Tip D-Subminiature armored cables explained

Metal Coupling Nut
Heavy duty construction ensures that the crush resistant jacket remains in place

Crush Resistant Metal Jacket
Up to 1500 PSI (pounds per square inch)

Plastic Coupling Nut
Heavy duty plastic construction ensures that the crush resistant jacket remains in place

Crush Resistant Plastic Jacket
Up to 800 PSI (pounds per square inch)



Uses our Premium bulk cable including PVC cable jacket and braid/foil shield under the armor.

Item #	Description	1-9	10-24	25-99	100+
--------	-------------	-----	-------	-------	------

Data Cables -With Reversible Hardware to Mate Any Serial Cables or Mount on Panels

L-com is proud to offer an **exclusive family** of D-Sub data cables featuring user defined mounting hardware. Each cable end is capable of being connected with either male jack screws or female hex standoffs regardless of D-Sub gender. This capability allows a user much more flexibility to interface ports with opposite gender hardware. A by-product feature is to use the same cable with the male or female connector end mounted on a panel. No other standard off-the-shelf cable has this capability. The secret is in the kit of four custom hex standoffs that are included with each cable assembly. The specially made cable readily accepts these hex standoffs mounting on panels no thicker than 0.062" (0.2cm).

Reversing Hardware 9 Pin D-Sub Cables - Shielded and Fully Populated

CRMN9MM-2.5	Reversible Hardware Molded Cable, DB9 Male/Male, 2.5ft (0.8m)	15.28	14.67	14.06	CALL
CRMN9MM-5	Reversible Hardware Molded Cable, DB9 Male/Male, 5.0ft (1.5m)	16.32	15.67	15.01	CALL
CRMN9MM-10	Reversible Hardware Molded Cable, DB9 Male/Male, 10.0ft (3.0m)	18.13	17.41	16.68	CALL
CRMN9MM-15	Reversible Hardware Molded Cable, DB9 Male/Male, 15.0ft (4.6m)	19.95	19.15	18.35	CALL
CRMN9MM-25	Reversible Hardware Molded Cable, DB9 Male/Male, 25.0ft (7.6m)	23.57	22.63	21.69	CALL
CRMN9MF-2.5	Reversible Hardware Molded Cable, DB9 Male/Female, 2.5ft (0.8m)	15.28	14.67	14.06	CALL
CRMN9MF-5	Reversible Hardware Molded Cable, DB9 Male/Female, 5.0ft (1.5m)	16.32	15.67	15.01	CALL
CRMN9MF-10	Reversible Hardware Molded Cable, DB9 Male/Female, 10.0ft (3.0m)	18.13	17.41	16.68	CALL
CRMN9MF-15	Reversible Hardware Molded Cable, DB9 Male/Female, 15.0ft (4.6m)	19.95	19.15	18.35	CALL
CRMN9MF-25	Reversible Hardware Molded Cable, DB9 Male/Female, 25.0ft (7.6m)	23.57	22.63	21.69	CALL
CRMN9FF-2.5	Reversible Hardware Molded Cable, DB9 Female/Female, 2.5ft (0.8m)	15.28	14.67	14.06	CALL
CRMN9FF-5	Reversible Hardware Molded Cable, DB9 Female/Female, 5.0ft (1.5m)	16.32	15.67	15.01	CALL
CRMN9FF-10	Reversible Hardware Molded Cable, DB9 Female/Female, 10.0ft (3.0m)	18.13	17.41	16.68	CALL
CRMN9FF-15	Reversible Hardware Molded Cable, DB9 Female/Female, 15.0ft (4.6m)	19.95	19.15	18.35	CALL
CRMN9FF-25	Reversible Hardware Molded Cable, DB9 Female/Female, 25.0ft (7.6m)	23.57	22.63	21.69	CALL

Reversing Hardware 15 Pin D-Sub Cables - Shielded and Fully Populated

CRMN15MM-2.5	Reversible Hardware Molded Cable, DB15 Male/Male, 2.5ft (0.8m)	19.58	18.02	16.45	CALL
CRMN15MM-5	Reversible Hardware Molded Cable, DB15 Male/Male, 5.0ft (1.5m)	20.98	19.30	17.63	CALL
CRMN15MM-10	Reversible Hardware Molded Cable, DB15 Male/Male, 10.0ft (3.0m)	23.42	21.54	19.67	CALL
CRMN15MM-15	Reversible Hardware Molded Cable, DB15 Male/Male, 15.0ft (4.6m)	25.85	23.78	21.72	CALL
CRMN15MF-2.5	Reversible Hardware Molded Cable, DB15 Male/Female, 2.5ft (0.8m)	19.58	18.02	16.45	CALL
CRMN15MF-5	Reversible Hardware Molded Cable, DB15 Male/Female, 5.0ft (1.5m)	20.98	19.30	17.63	CALL
CRMN15MF-10	Reversible Hardware Molded Cable, DB15 Male/Female, 10.0ft (3.0m)	23.42	21.54	19.67	CALL
CRMN15MF-15	Reversible Hardware Molded Cable, DB15 Male/Female, 15.0ft (4.6m)	25.85	23.78	21.72	CALL
CRMN15FF-2.5	Reversible Hardware Molded Cable, DB15 Female/Female, 2.5ft (0.8m)	19.58	18.02	16.45	CALL
CRMN15FF-5	Reversible Hardware Molded Cable, DB15 Female/Female, 5.0ft (1.5m)	20.98	19.30	17.63	CALL
CRMN15FF-10	Reversible Hardware Molded Cable, DB15 Female/Female, 10.0ft (3.0m)	23.42	21.54	19.67	CALL
CRMN15FF-15	Reversible Hardware Molded Cable, DB15 Female/Female, 15.0ft (4.6m)	25.85	23.78	21.72	CALL


Reversing Hardware 25 Pin D-Sub Cables - Shielded and Fully Populated

CRMN25MM-2.5	Reversible Hardware Molded Cable, DB25 Male/Male, 2.5ft (0.8m)	22.28	21.39	20.50	CALL
CRMN25MM-5	Reversible Hardware Molded Cable, DB25 Male/Male, 5.0ft (1.5m)	24.09	23.13	22.16	CALL
CRMN25MM-10	Reversible Hardware Molded Cable, DB25 Male/Male, 10.0ft (3.0m)	27.46	26.36	25.26	CALL
CRMN25MM-15	Reversible Hardware Molded Cable, DB25 Male/Male, 15.0ft (4.6m)	30.83	29.59	28.36	CALL
CRMN25MM-25	Reversible Hardware Molded Cable, DB25 Male/Male, 25.0ft (7.6m)	37.56	36.06	34.56	CALL
CRMN25MF-2.5	Reversible Hardware Molded Cable, DB25 Male/Female, 2.5ft (0.8m)	22.28	21.39	20.50	CALL
CRMN25MF-5	Reversible Hardware Molded Cable, DB25 Male/Female, 5.0ft (1.5m)	24.09	23.13	22.16	CALL
CRMN25MF-10	Reversible Hardware Molded Cable, DB25 Male/Female, 10.0ft (3.0m)	27.46	26.36	25.26	CALL
CRMN25MF-15	Reversible Hardware Molded Cable, DB25 Male/Female, 15.0ft (4.6m)	30.83	29.59	28.36	CALL
CRMN25MF-25	Reversible Hardware Molded Cable, DB25 Male/Female, 25.0ft (7.6m)	37.56	36.06	34.56	CALL
CRMN25FF-2.5	Reversible Hardware Molded Cable, DB25 Female/Female, 2.5ft (0.8m)	22.28	21.39	20.50	CALL
CRMN25FF-5	Reversible Hardware Molded Cable, DB25 Female/Female, 5.0ft (1.5m)	24.09	23.13	22.16	CALL
CRMN25FF-10	Reversible Hardware Molded Cable, DB25 Female/Female, 10.0ft (3.0m)	27.46	26.36	25.26	CALL
CRMN25FF-15	Reversible Hardware Molded Cable, DB25 Female/Female, 15.0ft (4.6m)	30.83	29.59	28.36	CALL
CRMN25FF-25	Reversible Hardware Molded Cable, DB25 Female/Female, 25.0ft (7.6m)	37.56	36.06	34.56	CALL

Reversing Hardware 37 Pin D-Sub Cables - Shielded and Fully Populated


CRMN37MM-2.5	Reversible Hardware Molded Cable, DB37 Male/Male, 2.5ft (0.8m)	37.30	34.32	31.33	CALL
CRMN37MM-5	Reversible Hardware Molded Cable, DB37 Male/Male, 5.0ft (1.5m)	40.00	36.80	33.60	CALL
CRMN37MM-10	Reversible Hardware Molded Cable, DB37 Male/Male, 10.0ft (3.0m)	45.18	41.56	37.95	CALL
CRMN37MM-15	Reversible Hardware Molded Cable, DB37 Male/Male, 15.0ft (4.6m)	50.36	46.33	42.30	CALL
CRMN37MM-25	Reversible Hardware Molded Cable, DB37 Male/Male, 25.0ft (7.6m)	60.67	55.82	50.96	CALL
CRMN37MF-2.5	Reversible Hardware Molded Cable, DB37 Male/Female, 2.5ft (0.8m)	37.30	34.32	31.33	CALL
CRMN37MF-5	Reversible Hardware Molded Cable, DB37 Male/Female, 5.0ft (1.5m)	40.00	36.80	33.60	CALL
CRMN37MF-10	Reversible Hardware Molded Cable, DB37 Male/Female, 10.0ft (3.0m)	45.18	41.56	37.95	CALL
CRMN37MF-15	Reversible Hardware Molded Cable, DB37 Male/Female, 15.0ft (4.6m)	50.36	46.33	42.30	CALL
CRMN37MF-25	Reversible Hardware Molded Cable, DB37 Male/Female, 25.0ft (7.6m)	60.67	55.82	50.96	CALL
CRMN37FF-2.5	Reversible Hardware Molded Cable, DB37 Female/Female, 2.5ft (0.8m)	37.30	34.32	31.33	CALL
CRMN37FF-5	Reversible Hardware Molded Cable, DB37 Female/Female, 5.0ft (1.5m)	40.00	36.80	33.60	CALL
CRMN37FF-10	Reversible Hardware Molded Cable, DB37 Female/Female, 10.0ft (3.0m)	45.18	41.56	37.95	CALL
CRMN37FF-15	Reversible Hardware Molded Cable, DB37 Female/Female, 15.0ft (4.6m)	50.36	46.33	42.30	CALL
CRMN37FF-25	Reversible Hardware Molded Cable, DB37 Female/Female, 25.0ft (7.6m)	60.67	55.82	50.96	CALL

Exclusive



Comes complete with male and female 4-40 hardware plus instruction sheet.

STEP 1




This cable is shipped with male knurled thumbscrews regardless of D-Sub gender.

STEP 2



If you need a female fastening system, simply unscrew the knurled thumbscrew.

STEP 3



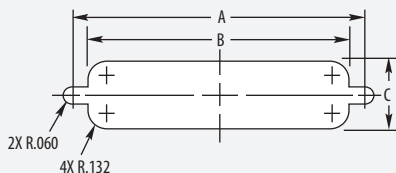
Then: install (thread) hex jack screws, provided.

STEP 4



To install your cable on a panel it should be no thicker than 0.062" (0.2cm). Simply follow step 2. Provide proper panel opening, install hex jack screw, and tighten.

Recommended panel openings for rear mounted D-Sub adapters

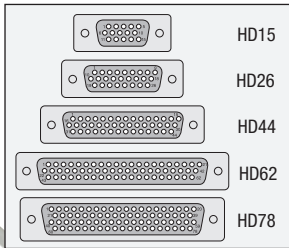


PANEL MOUNTING DIMENSIONS (shown in inches / cm)			
CONTACTS	DIM. A	DIM. B	DIM. C
DB9 or HD15	0.984 (2.5cm)	0.806 (2.0cm)	0.449 (1.1cm)
DB15 or HD26	1.312 (3.3cm)	1.134 (2.9cm)	0.449 (1.1cm)
DB25 or HD44	1.852 (4.7cm)	1.684 (4.3cm)	0.449 (1.1cm)
DB37 or HD62	2.500 (6.4cm)	2.326 (5.9cm)	0.449 (1.1cm)
DB50 or HD78	2.406 (6.1cm)	2.218 (5.6cm)	0.555 (1.4cm)

Standard or Hi-Density D-Sub configurations

Online Video

L-com.com/Videos/A13



CHD15MF



CHD26MF



CHD44MF



CHD62MF



CHD78MF



TS-CSMN

More lengths available.
Go to L-com.com

Item #	Description	1-9	10-24	25-99	100+
Deluxe High-Density 15 Pin D-Sub Cables - Fully Populated and Completely Shielded					
High-density D-Sub connectors are used in a number of PC and network applications. This type of connector can usually be recognized because they have three rows of smaller pins versus the larger pins used in conventional D-Subs. Fully populated with stranded conductors and aluminum mylar shielding. Hex nuts on female connectors are removable to expose 4-40 thumbscrews.					
CHD15MM-2.5	Deluxe Molded Cable, HD15 Male/Male, 2.5ft (0.8m)	11.29	10.62	9.94	CALL
CHD15MM-5	Deluxe Molded Cable, HD15 Male/Male, 5.0ft (1.5m)	12.18	11.44	10.71	CALL
CHD15MM-7.5	Deluxe Molded Cable, HD15 Male/Male, 7.5ft (2.3m)	13.11	12.32	11.53	CALL
CHD15MM-10	Deluxe Molded Cable, HD15 Male/Male, 10.0ft (3.0m)	13.99	13.15	12.31	CALL
CHD15MM-15	Deluxe Molded Cable, HD15 Male/Male, 15.0ft (4.6m)	15.80	14.85	13.91	CALL
CHD15MM-25	Deluxe Molded Cable, HD15 Male/Male, 25.0ft (7.6m)	17.62	16.56	15.50	CALL
CHD15MF-2.5	Deluxe Molded Cable, HD15 Male/Female, 2.5ft (0.8m)	11.29	10.62	9.94	CALL
CHD15MF-5	Deluxe Molded Cable, HD15 Male/Female, 5.0ft (1.5m)	12.18	11.44	10.71	CALL
CHD15MF-7.5	Deluxe Molded Cable, HD15 Male/Female, 7.5ft (2.3m)	13.11	12.32	11.53	CALL
CHD15MF-10	Deluxe Molded Cable, HD15 Male/Female, 10.0ft (3.0m)	13.99	13.15	12.31	CALL
CHD15MF-15	Deluxe Molded Cable, HD15 Male/Female, 15.0ft (4.6m)	15.80	14.85	13.91	CALL
CHD15MF-25	Deluxe Molded Cable, HD15 Male/Female, 25.0ft (7.6m)	17.62	16.56	15.50	CALL

Note: Most monitor manufacturers recommend using premium grade VGA cables that utilize 75 Ohm coaxial lines.

Deluxe High-Density 26 Pin Molded Cables - Ready Made, Fully Populated for Many Applications

Fully molded data cables equipped with high-density D-Sub connectors. Fully populated with 26 AWG stranded conductors and aluminum mylar shielding. They are equipped with readily accessible thumbscrew type hold downs. Hex nuts on female connectors are removable to expose 4-40 thumbscrews.

CHD26MM-2.5	Deluxe Molded Cable, HD26 Male/Male, 2.5ft (0.8m)	27.87	26.20	24.53	CALL
CHD26MM-5	Deluxe Molded Cable, HD26 Male/Male, 5.0ft (1.5m)	29.95	28.15	26.35	CALL
CHD26MM-10	Deluxe Molded Cable, HD26 Male/Male, 10.0ft (3.0m)	34.14	32.09	30.05	CALL
CHD26MM-15	Deluxe Molded Cable, HD26 Male/Male, 15.0ft (4.6m)	38.34	36.04	33.74	CALL
CHD26MF-2.5	Deluxe Molded Cable, HD26 Male/Female, 2.5ft (0.8m)	27.87	26.20	24.53	CALL
CHD26MF-5	Deluxe Molded Cable, HD26 Male/Female, 5.0ft (1.5m)	29.95	28.15	26.35	CALL
CHD26MF-10	Deluxe Molded Cable, HD26 Male/Female, 10.0ft (3.0m)	34.14	32.09	30.05	CALL
CHD26MF-15	Deluxe Molded Cable, HD26 Male/Female, 15.0ft (4.6m)	38.34	36.04	33.74	CALL
CHD26MF-25	Deluxe Molded Cable, HD26 Male/Female, 25.0ft (7.6m)	46.73	43.93	41.12	CALL
CHD26MF-50	Deluxe Molded Cable, HD26 Male/Female, 50.0ft (15.2m)	67.72	63.65	59.59	CALL

Deluxe High-Density 44 Pin Molded Cables - Fully Populated and Shielded

Injection molded cable assemblies with HD44 terminations. Fully populated with 24 AWG stranded conductors and aluminum mylar and braided shielding. 4-40 metal thumbscrews molded into the strain relief. Hex nuts on female connectors are removable to expose 4-40 thumbscrews.

CHD44MM-2.5	Deluxe Molded Cable, HD44 Male/Male, 2.5ft (0.8m)	45.33	42.61	39.89	CALL
CHD44MM-5	Deluxe Molded Cable, HD44 Male/Male, 5.0ft (1.5m)	53.73	50.50	47.28	CALL
CHD44MM-10	Deluxe Molded Cable, HD44 Male/Male, 10.0ft (3.0m)	70.51	66.28	62.05	CALL
CHD44MM-15	Deluxe Molded Cable, HD44 Male/Male, 15.0ft (4.6m)	87.30	82.06	76.82	CALL
CHD44MM-25	Deluxe Molded Cable, HD44 Male/Male, 25.0ft (7.6m)	120.87	113.62	106.37	CALL
CHD44MM-50	Deluxe Molded Cable, HD44 Male/Male, 50.0ft (15.2m)	204.80	192.52	180.23	CALL
CHD44MF-2.5	Deluxe Molded Cable, HD44 Male/Female, 2.5ft (0.8m)	45.33	42.61	39.89	CALL
CHD44MF-5	Deluxe Molded Cable, HD44 Male/Female, 5.0ft (1.5m)	53.73	50.50	47.28	CALL
CHD44MF-10	Deluxe Molded Cable, HD44 Male/Female, 10.0ft (3.0m)	70.51	66.28	62.05	CALL
CHD44MF-15	Deluxe Molded Cable, HD44 Male/Female, 15.0ft (4.6m)	87.30	82.06	76.82	CALL
CHD44MF-25	Deluxe Molded Cable, HD44 Male/Female, 25.0ft (7.6m)	120.87	113.62	106.37	CALL
CHD44MF-50	Deluxe Molded Cable, HD44 Male/Female, 50.0ft (15.2m)	204.80	192.52	180.23	CALL

Deluxe High-Density 62 Pin Molded Cables - 31 Twisted Pairs and Full Shielding

Fully molded data cables with HD62 D-Sub connectors. Fully shielded with aluminum mylar shielding and fully populated with 28 AWG twisted pairs. Straight-thru pinning. Equipped with 4-40 thumbscrews. Hex nuts on female connectors are removable to expose 4-40 thumbscrews.

CHD62MM-2.5	Deluxe Molded Cable, HD62 Male/Male, 2.5ft (0.8m)	58.75	55.23	51.70	CALL
CHD62MM-5	Deluxe Molded Cable, HD62 Male/Male, 5.0ft (1.5m)	69.94	65.75	61.55	CALL
CHD62MM-10	Deluxe Molded Cable, HD62 Male/Male, 10.0ft (3.0m)	92.33	86.79	81.25	CALL
CHD62MM-15	Deluxe Molded Cable, HD62 Male/Male, 15.0ft (4.6m)	114.71	107.82	100.94	CALL
CHD62MM-25	Deluxe Molded Cable, HD62 Male/Male, 25.0ft (7.6m)	137.09	128.86	120.64	CALL
CHD62MF-2.5	Deluxe Molded Cable, HD62 Male/Female, 2.5ft (0.8m)	58.75	55.23	51.70	CALL
CHD62MF-5	Deluxe Molded Cable, HD62 Male/Female, 5.0ft (1.5m)	69.94	65.75	61.55	CALL
CHD62MF-10	Deluxe Molded Cable, HD62 Male/Female, 10.0ft (3.0m)	92.33	86.79	81.25	CALL
CHD62MF-15	Deluxe Molded Cable, HD62 Male/Female, 15.0ft (4.6m)	114.71	107.82	100.94	CALL
CHD62MF-25	Deluxe Molded Cable, HD62 Male/Female, 25.0ft (7.6m)	137.09	128.86	120.64	CALL
CHD62MF-50	Deluxe Molded Cable, HD62 Male/Female, 50.0ft (15.2m)	249.00	234.06	219.12	CALL

Deluxe High-Density 78 Pin Molded Cables - 39 Twisted Pairs and Double Shielded

Fully molded data cables equipped with HD78 D-Sub connectors. Fully shielded with aluminum mylar and braided shielding and fully populated with 28 AWG twisted pairs. Straight-thru pinning. Equipped with 4-40 thumbscrews. Hex nuts on female connectors are removable to expose 4-40 thumbscrews.

CHD78MM-2.5	Deluxe Molded Cable, HD78 Male/Male, 2.5ft (0.8m)	64.35	60.49	56.63	CALL
CHD78MM-5	Deluxe Molded Cable, HD78 Male/Male, 5.0ft (1.5m)	78.34	73.64	68.94	CALL
CHD78MM-10	Deluxe Molded Cable, HD78 Male/Male, 10.0ft (3.0m)	106.31	99.94	93.56	CALL
CHD78MM-25	Deluxe Molded Cable, HD78 Male/Male, 25.0ft (7.6m)	190.25	178.83	167.42	CALL
CHD78MM-50	Deluxe Molded Cable, HD78 Male/Male, 50.0ft (15.2m)	330.13	310.33	290.52	CALL
CHD78MF-2.5	Deluxe Molded Cable, HD78 Male/Female, 2.5ft (0.8m)	64.35	60.49	56.63	CALL
CHD78MF-5	Deluxe Molded Cable, HD78 Male/Female, 5.0ft (1.5m)	78.34	73.64	68.94	CALL
CHD78MF-10	Deluxe Molded Cable, HD78 Male/Female, 10.0ft (3.0m)	106.31	99.94	93.56	CALL
CHD78MF-25	Deluxe Molded Cable, HD78 Male/Female, 25.0ft (7.6m)	190.25	178.83	167.42	CALL
CHD78MF-50	Deluxe Molded Cable, HD78 Male/Female, 50.0ft (15.2m)	330.13	310.33	290.52	CALL

Replacement 4-40 Screws for CHD Series Assemblies - Sold in 10/Packs

TS-CSMN	Replacement Screws for CHD Series Assemblies, Pkg/10	4.92	4.63	4.33	CALL
---------	--	------	------	------	------

Item #	Description	1-9	10-24	25-99	100+
--------	-------------	-----	-------	-------	------

Waterproof D-Sub Connectors and Backshells - IEC IP67 Rated

Harsh outdoor or indoor environments can destroy electronic equipment. Standard D-Sub connectors are not intended to withstand contaminants such as water and dust. By utilizing tough ABS housings, rubber gaskets and silicone insulating rings, these products achieve IEC IP67 ratings. Panel mounted D-Sub solder connectors are rear mounted and fit into standard D-Sub holes. Backshells conform to a variety of cable diameters by adjusting the sealing nut. L-com will manufacture cable assemblies using waterproof backshells with modest minimum requirements.

Waterproof D-Sub Panel Mount Solder Connectors

These solder cup connectors are available in male or female genders and DB9, DB15, DB25 and HD15 sizes. They will accommodate wire ranges from 30 - 20 AWG. Construction features gold plated brass contacts, nickel plated steel shells and a silicone insulating ring. Maximum recommended panel thickness is 0.078" (0.2cm).

WPSD9P	Waterproof Panel Mount Solder Cup D-Sub Connector, DB9M	14.97	14.07	13.18	CALL
WPSD9S	Waterproof Panel Mount Solder Cup D-Sub Connector, DB9F	14.97	14.07	13.18	CALL
WPSD15P	Waterproof Panel Mount Solder Cup D-Sub Connector, DB15M	17.15	16.12	15.09	CALL
WPSD15S	Waterproof Panel Mount Solder Cup D-Sub Connector, DB15F	17.15	16.12	15.09	CALL
WPSD25P	Waterproof Panel Mount Solder Cup D-Sub Connector, DB25M	19.33	18.17	17.01	CALL
WPSD25S	Waterproof Panel Mount Solder Cup D-Sub Connector, DB25F	19.33	18.17	17.01	CALL
WPSDH15P	Waterproof Panel Mount Solder Cup D-Sub Connector, HD15M	17.15	16.12	15.09	CALL
WPSDH15S	Waterproof Panel Mount Solder Cup D-Sub Connector, HD15F	17.15	16.12	15.09	CALL

Waterproof D-Sub Connector Covers

L-com's WPSD series of waterproof covers are perfect for protecting D-Subminiature connectors from contamination and moisture. Designed for harsh environments, these protective covers can be used with L-com's WPSD series waterproof D-Sub connectors to ensure IP67 rated protection. Several versions are available for the most common D-Sub connector styles including DB9 (HD15), DB15 and DB25.

WPSD1-CVR	Waterproof D-Sub Connector Cover, DB9 and HD15	7.41	6.96	6.52	CALL
WPSD2-CVR	Waterproof D-Sub Connector Cover, DB15	7.72	7.26	6.79	CALL
WPSD3-CVR	Waterproof D-Sub Connector Cover, DB25	7.98	7.50	7.02	CALL


Waterproof D-Sub Backshell Kits

These backshell kits include solder cup connectors and are also available in male or female genders and DB9, DB15, DB25 and HD15 sizes. The connectors will accommodate wire ranges from 30 - 20 AWG. Backshell construction features ABS housings, nylon seals, nickel plated brass thumbscrews and rubber sealing gaskets to insure IEC IP67 rating.

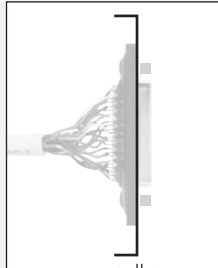
WPDB9P-KIT	Waterproof D-Sub Backshell Kit, DB9M	17.15	16.12	15.09	CALL
WPDB9S-KIT	Waterproof D-Sub Backshell Kit, DB9F	17.15	16.12	15.09	CALL
WPDB15P-KIT	Waterproof D-Sub Backshell Kit, DB15M	19.33	18.17	17.01	CALL
WPDB15S-KIT	Waterproof D-Sub Backshell Kit, DB15F	19.33	18.17	17.01	CALL
WPDB25P-KIT	Waterproof D-Sub Backshell Kit, DB25M	22.59	21.23	19.88	CALL
WPDB25S-KIT	Waterproof D-Sub Backshell Kit, DB25F	22.59	21.23	19.88	CALL
WPHDB15P-KIT	Waterproof D-Sub Backshell Kit, HD15M	14.97	13.78	12.58	CALL
WPHDB15S-KIT	Waterproof D-Sub Backshell Kit, HD15F	14.97	13.78	12.58	CALL




Tip How to apply panel mount waterproof D-Sub products




Mount D-Sub connector from inside of panel or enclosure using hex jack screws provided.



Maximum panel thickness is 0.078"



Apply sealing gasket (supplied with backshell kit) in backshell channel around perimeter of D-Sub connector.



Mate connectors and secure backshell thumbscrews to threaded jackscrews.



Waterproof IP67 rating is achieved by gaskets / seals in backshell and silicone seal ring in connector.

Tip *How are Slim-Line adapters used?*

Gender Changers:

Allow two same gender connectors to mate. Very handy to have on hand to solve problems in the field or lab. **See detail 1.**

Can also be used as pass through connectors for panel mounting. **See detail 3.**

Socket Savers:

Extend the life of more expensive D-Sub connectors on PCBs and cable assemblies that are subject to frequent mating and unmating. **See detail 2.**

Can also be used as pass through connectors for panel mounting.

Null Modem, Reverser and Custom Wired Adapters:


Convert existing straight wired cables to the desired wiring scheme.

Can also be used for panel mounting.

Online Video

L-com.com/Videos/A24

Slim-Line adapters are used in a variety of applications, as illustrated here. Due to their low profile, they help reduce leverage strain on overstressed interface ports. (F = Female Connector, M = Male Connector)

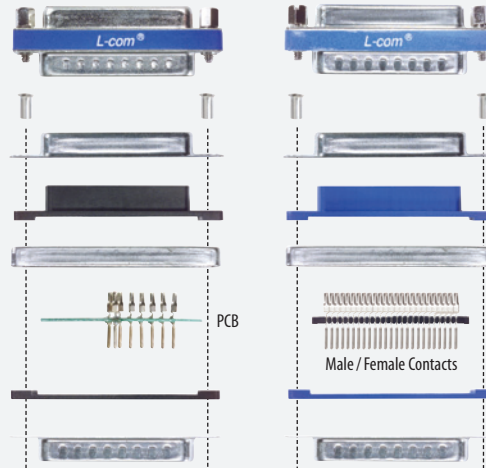


Tip *How Slim-Line adapters are constructed*

All Slim-Line adapters are fully shielded providing EMI protection in electrically noisy environments. Gender Changers and Socket Savers use a one piece contact design ensuring reliability in applications requiring frequent connector mating/unmating. Standard mating hardware is easily removed and replaced for situations such as mismatched hardware, panel mounting, etc.

Adapters and Reversers

Gender Changer / Socket Saver



Mating Hardware	Brass, Nickel Plated
Durability Mating / Unmating	Approx. 100 cycles
Temperature Rating	-55°C to 105°C
Current Rating	5 amps max.
Voltage Rating	50 volts max.

Components **Materials**

Hollow Rivet	Steel / Tin Plated
Female Connector Shell	Steel / Tin Plated
Female Connector Housing	Glass filled PBT, UL94 V-0 rated
Metal Shield	Steel / Tin Plated
Contacts	Brass / Gold Flash Plated
Male Connector Housing	Glass filled PBT, UL94 V-0 rated
Male Connector Shell	Steel / Tin Plated

Item #	Description	1-9	10-24	25-99	100+
--------	-------------	-----	-------	-------	------

DB9, DB15 and DB25 Shielded Covers - Protect Ports from Contamination and EMI

These unique all metal covers provide port protection and shielding from EMI/RFI interference. Unlike other covers, the DML series is equipped with 4-40 screws for positive attachment and proper grounding.

DML009P	Shielded Cover for DB9M	1.81	1.67	1.52	CALL
DML009S	Shielded Cover for DB9F/HD15F	1.81	1.67	1.52	CALL
DML015P	Shielded Cover for DB15M	1.81	1.67	1.52	CALL
DML015S	Shielded Cover for DB15F/HD26F	1.81	1.67	1.52	CALL
DML019P	Shielded Cover for DB25M	1.81	1.67	1.52	CALL
DML019S	Shielded Cover for DB25F/HD44F	1.81	1.67	1.52	CALL

D-Sub Connector Covers - Protect Unused Ports, Pkg/10

These covers are perfect for protecting unused ports, cables or any expensive equipment from physical damage, dirt, and dust. Made from RoHS compliant PVC, these covers attach easily and stay in place with a snug friction fit.

CVR9F	DB9 / HD15 Protective Cover for Female Connectors, Pkg / 10	7.20	6.63	6.05	CALL
CVR9M	DB9 / HD15 Protective Cover for Male Connectors, Pkg / 10	7.20	6.63	6.05	CALL
CVR15F	DB15 / HD26 Protective Cover for Female Connectors, Pkg / 10	7.20	6.63	6.05	CALL
CVR15M	DB15 / HD26 Protective Cover for Male Connectors, Pkg / 10	7.20	6.63	6.05	CALL
CVR25F	DB25 / HD44 Protective Cover for Female Connectors, Pkg / 10	7.20	6.63	6.05	CALL
CVR25M	DB25 / HD44 Protective Cover for Male Connectors, Pkg / 10	7.20	6.63	6.05	CALL
CVR37F	DB37 / HD62 Protective Cover for Female Connectors, Pkg / 10	7.20	6.63	6.05	CALL
CVR37M	DB37 / HD62 Protective Cover for Male Connectors, Pkg / 10	7.20	6.63	6.05	CALL
CVR50F	DB50 / HD78 Protective Cover for Female Connectors, Pkg / 10	7.20	6.63	6.05	CALL
CVR50M	DB50 / HD78 Protective Cover for Male Connectors, Pkg / 10	7.20	6.63	6.05	CALL

Assorted D-Sub Adapter Selection Matrix

Use this handy chart to locate the desired D-Sub adapter. Simply locate the connector sizes and genders along the top and intersect with the row showing the desired adapter style. If a specific adapter is not listed, please visit our website at **L-com.com** for the latest information or select Product Wizards

under the heading of Technical Resources at the top of our website or call our Technical Support Group at **800-343-1455** for assistance. Wiring schemes are on the engineering drawings available on L-com's website.

ASSORTED D-SUB ADAPTER SELECTOR GUIDE							
INTERFACE		DB9 MALE-DB25 FEMALE	DB9 FEMALE-DB25 MALE	DB9 FEMALE-DB25 FEMALE	DB9 MALE-DB9 FEMALE	DB25 MALE-DB25 FEMALE	DB9 MALE-HD15 MALE
ADAPTER TYPE	AT MODEM	DG259FM-IBM DMA010MF	DG259MF-IBM DMA010FM	DGL259FF-IBM			
	NULL MODEM				DMA060MF	DMA070MF DMA071MF DMA072MF DMA074MF	
	REVERSER (Position 2 & 3)				DMA030MF	DMA040MF	
	RGB MONITOR						DMA100MM

Item #	Description	1-9	10-24	25-99	100+
--------	-------------	-----	-------	-------	------

Slim-Line DB9 or DB25 Null Modems, Adapters and Reversers - Communicate Without Modems

L-com's series of Null Modems and Reversers are completely shielded. More important, their extremely low profile reduces leverage strain and breakage on overstressed computer ports. The Null Modems shown are typical of our Slim-Line manufacturing technique. They are also available in virtually any wiring configuration.

DMA030MF	Slim-Line Reversing Adapter, Pins 2 and 3, DB9 Male/Female	7.45	6.71	5.96	CALL
DMA040MF	Slim-Line Reversing Adapter, Pins 2 and 3, DB25 Male/Female	8.69	7.82	6.95	CALL
DMA060MF	Slim-Line Null Modem Adapter, DB9 Male/Female	7.45	6.71	5.96	CALL
DMA070MF	Slim-Line Null Modem Adapter, DB25 Std. Handshake, Male/Female	8.69	7.82	6.95	CALL
DMA071MF	Slim-Line Null Modem Adapter, DB25 Full Handshake, Male/Female	8.69	7.82	6.95	CALL
DMA072MF	Slim-Line Null Modem Adapter, DB25 Auto Handshake, Male/Female	8.69	7.82	6.95	CALL
DMA074MF	Slim-Line Null Modem Adapter, DB25 Specialty, Male/Female	8.69	7.82	6.95	CALL

DB25-DB9 Serial Port Adapters and Cables - Change From 9 to 25 and Vice Versa

Does your PC have a DB9 serial port while your modem has a DB25? These handy adapters and cables can solve your interface problem. All are 100% shielded for applications where noise is abundant.

CMZ6-IBM	Molded AT Modem Cable, DB25 Male/DB9 Female, 6.0ft (1.8m)	8.59	7.90	7.22	CALL
CMZ10-IBM	Molded AT Modem Cable, DB25 Male/DB9 Female, 10.0ft (3.0m)	10.35	9.52	8.70	CALL
DG259FM-IBM	Molded AT Adapter, High Profile, DB25 Female/DB9 Male	7.14	6.57	6.00	CALL
DG259MF-IBM	Molded AT Adapter, High Profile, DB25 Male/DB9 Female	7.14	6.57	6.00	CALL

Note: DG types supplied with user removable hex nuts.

DMA010MF	Slim-Line AT Adapter, DB9 Male/DB25 Female	7.76	6.99	6.21	CALL
DMA010FM	Slim-Line AT Adapter, DB9 Female/DB25 Male	7.76	6.99	6.21	CALL

DB25-DB9 Low Profile Serial Port Adapters - Change From DB9 to DB25 and Vice Versa

Convert your existing serial cables to insure a reliable connection between your DCE serial device/modem and your PC's 9 pin serial port by using these adapters. Features 100% shielding, rugged molded backshells, gold plated contacts for the best conductivity and low profile design for tight spaces. Hex nuts are removable to mate with PC ports having reverse hardware or peripherals with standard hardware.

DGL259FF-IBM	Molded AT Adapter, Low Profile, DB25 Female/DB9 Female	7.14	6.57	6.00	CALL
--------------	--	------	------	------	------

See detailed drawings for wiring information at **L-com.com**



Gender Changer and Socket Saver Selection Matrix


Use this handy chart to locate the desired gender changer or socket saver. Simply locate the connector size along the top (standard or filtered) and intersect with the row showing the desired connector genders. If a specific adapter is not listed, please visit our website at **L-com.com** for the latest

information and select Product Wizards under the heading of Technical Resources at the top of our website or call our Technical Support Group at **800-343-1455** for assistance.

GENDER CHANGER & SOCKET SAVER D-SUB ADAPTER SELECTOR GUIDE (ALL WIRING STRAIGHT THROUGH)															
INTERFACE		STANDARD D-SUB								HIGH DENSITY D-SUB					
		9 PIN D-SUB	9 PIN D-SUB FILTERED	15 PIN D-SUB	15 PIN D-SUB FILTERED	25 PIN D-SUB	25 PIN D-SUB FILTERED	37 PIN D-SUB	37 PIN D-SUB FILTERED	50 PIN D-SUB	15 PIN HIGH DENSITY	26 PIN HIGH DENSITY	44 PIN HIGH DENSITY	62 PIN HIGH DENSITY	78 PIN HIGH DENSITY
GENDER	FEMALE-FEMALE	DGB9F		DGB15F		DGB25F		DGB37F		DGB50F	DGBH15F DGBV15F* DMB521F	DGBH26F	DGBH44F	DGBH62F	DGBH78F
	MALE-MALE	DGB9M		DGB15M		DGB25M		DGB37M		DGB50M	DGBH15M DGBV15M* DMB520M	DGBH26M	DGBH44M	DGBH62M	DGBH78M
	MALE-FEMALE	DGB9MF DG909MF1 DG909MF2 DG909MF3	DGF9MF DGF9MF	DGB15MF DG9015MF1 DG9015MF2 DG9015MF3	DGF15MF DGF15MF	DGB25MF DG9025MF1 DG9025MF2 DG9025MF3	DGF25MF DGF25MF	DGB37MF	DGF37MF DGF37MF		DGB50MF	DGBV15MF* DGBH15MF DG90H15MF1 DG90H15MF2 DG90H15MF3	DGBH26MF	DGBH44MF	DGBH62MF

*Pin 9 missing for older, legacy VGA applications.

Standard D-Sub




Item #	Description	1-9	10-24	25-99	100+
Slim-Line Gender Changer/Adapters - Reduce Port Receptacle Strain Up To 90%					
DGB9F	Slim-Line Gender Changer, DB9 Female / Female	5.13	4.62	4.10	CALL
DGB9M	Slim-Line Gender Changer, DB9 Male / Male	5.13	4.62	4.10	CALL
DGB15F	Slim-Line Gender Changer, DB15 Female / Female	6.17	5.55	4.93	CALL
DGB15M	Slim-Line Gender Changer, DB15 Male / Male	6.17	5.55	4.93	CALL
DGB25F	Slim-Line Gender Changer, DB25 Female / Female	7.20	6.48	5.76	CALL
DGB25M	Slim-Line Gender Changer, DB25 Male / Male	7.20	6.48	5.76	CALL
DGB37F	Slim-Line Gender Changer, DB37 Female / Female	9.27	8.35	7.42	CALL
DGB37M	Slim-Line Gender Changer, DB37 Male / Male	9.27	8.35	7.42	CALL
DGB50F	Slim-Line Gender Changer, DB50 Female / Female	11.35	10.21	9.08	CALL
DGB50M	Slim-Line Gender Changer, DB50 Male / Male	11.35	10.21	9.08	CALL

Socket Saver Adapters - Extend D-Sub Connector Usage and Avoid Major Repairs

DGB9MF	Slim-Line Socket Saver, DB9 Male / Female	5.13	4.62	4.10	CALL
DGB15MF	Slim-Line Socket Saver, DB15 Male / Female	6.17	5.55	4.93	CALL
DGB25MF	Slim-Line Socket Saver, DB25 Male / Female	7.20	6.48	5.76	CALL
DGB37MF	Slim-Line Socket Saver, DB37 Male / Female	9.27	8.35	7.42	CALL
DGB50MF	Slim-Line Socket Saver, DB50 Male / Female	11.35	10.21	9.08	CALL

High-Density D-Sub

Best Seller



High-Density Slim-Line Gender Changers - Same Small Size for High-Density D-Subs

DGBH15F	Slim-Line Gender Changer, HD15 Female / Female	8.24	7.41	6.59	CALL
DGBH15M	Slim-Line Gender Changer, HD15 Male / Male	8.24	7.41	6.59	CALL
DGBH26F	Slim-Line Gender Changer, HD26 Female / Female	10.93	9.84	8.75	CALL
DGBH26M	Slim-Line Gender Changer, HD26 Male / Male	10.93	9.84	8.75	CALL
DGBH44F	Slim-Line Gender Changer, HD44 Female / Female	12.13	10.92	9.71	CALL
DGBH44M	Slim-Line Gender Changer, HD44 Male / Male	12.13	10.92	9.71	CALL
DGBH62F	Slim-Line Gender Changer, HD62 Female / Female	15.78	14.20	12.62	CALL
DGBH62M	Slim-Line Gender Changer, HD62 Male / Male	15.78	14.20	12.62	CALL
DGBH78F	Slim-Line Gender Changer, HD78 Female / Female	17.03	15.32	13.62	CALL
DGBH78M	Slim-Line Gender Changer, HD78 Male / Male	17.03	15.32	13.62	CALL

High-Density Socket Saver Adapters - Great for Preventing Wear on High-Density Connectors

DGBH15MF	Slim-Line Socket Saver, HD15 Male / Female	8.24	7.41	6.59	CALL
DGBH26MF	Slim-Line Socket Saver, HD26 Male / Female	10.93	9.84	8.75	CALL
DGBH44MF	Slim-Line Socket Saver, HD44 Male / Female	12.13	10.92	9.71	CALL
DGBH62MF	Slim-Line Socket Saver, HD62 Male / Female	15.78	14.20	12.62	CALL
DGBH78MF	Slim-Line Socket Saver, HD78 Male / Female	17.03	15.32	13.62	CALL

Slim-Line Gender Changer/Adapters - with Pin 9 Missing for Legacy VGA Cable Applications

DGBV15F	Slim-Line Gender Changer, HD15 Female / Female	8.65	7.79	6.92	CALL
DGBV15M	Slim-Line Gender Changer, HD15 Male / Male	8.65	7.79	6.92	CALL
DGBV15MF	Slim-Line Socket Saver, HD15 Male / Female	8.65	7.79	6.92	CALL
DMA100MM	PS-2 Monitor Adapter, DB9 Male / HD15 Male	8.24	7.41	6.59	CALL

Slim-Line Gender Changers and Socket Saver - SCSI/Telco 50

DGC50F	Slim-Line SCSI Gender Changer, 50 Pin Female / Female	13.77	12.67	11.57	CALL
DGC50M	Slim-Line SCSI Gender Changer, 50 Pin Male / Male	13.77	12.67	11.57	CALL
DGC50MF	Slim-Line SCSI Socket Saver, 50 Pin Male / Female	13.77	12.67	11.57	CALL

D-Sub Gender Changer Assortment Kit - Never Have a Mismatched Data Cable Again

Each of these assortment kits have a total of 8 adapters for just about every D-Sub cable correction. DGB1010K includes: DB9, DB15, DB25 and DB37; the DGBH1010K high-density kit includes DGBH15, DGBH26, DGBH44 and DGBH62, each in male/male and female/female versions.

DGB1010K	Slim-Line Gender Changer Kit, 8 Pieces	56.94	51.25	45.55	CALL
DGBH1010K	Hi-Density Gender Changer Kit, 8 Pieces	81.19	73.07	64.95	CALL

Slim-Line Block Ferrite Filter Adapters - Eliminate Problem EMI in Computing Devices

L-com's plug-receptacle feed-thru adapter is a viable alternative solution for companies that need to rework (retrofit) existing designs in their effort to meet FCC regulations. Use these filtered D-Sub adapters where it's necessary to limit electromagnetic interference (EMI). Easy installation, economical cost, low profile and fully shielded. Four D-Sub sizes available, supplied with male/female hardware. Engineer's kit is also available and contains one of each adapter in a plastic carrying case.


DGF9MF	Ferrite Filter (EMI) Adapter, DB9 Male / Female	8.65	7.96	7.27	CALL
DGF15MF	Ferrite Filter (EMI) Adapter, DB15 Male / Female	9.74	8.96	8.18	CALL
DGF25MF	Ferrite Filter (EMI) Adapter, DB25 Male / Female	10.83	9.96	9.10	CALL
DGF37MF	Ferrite Filter (EMI) Adapter, DB37 Male / Female	13.00	11.96	10.92	CALL
DGF100K	Engineer's Kit with 4 EMI Adapters	44.40	40.85	37.30	CALL



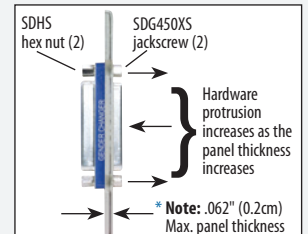
Tip Easy panel mount adapters

Online Video

L-com.com/Videos/A03




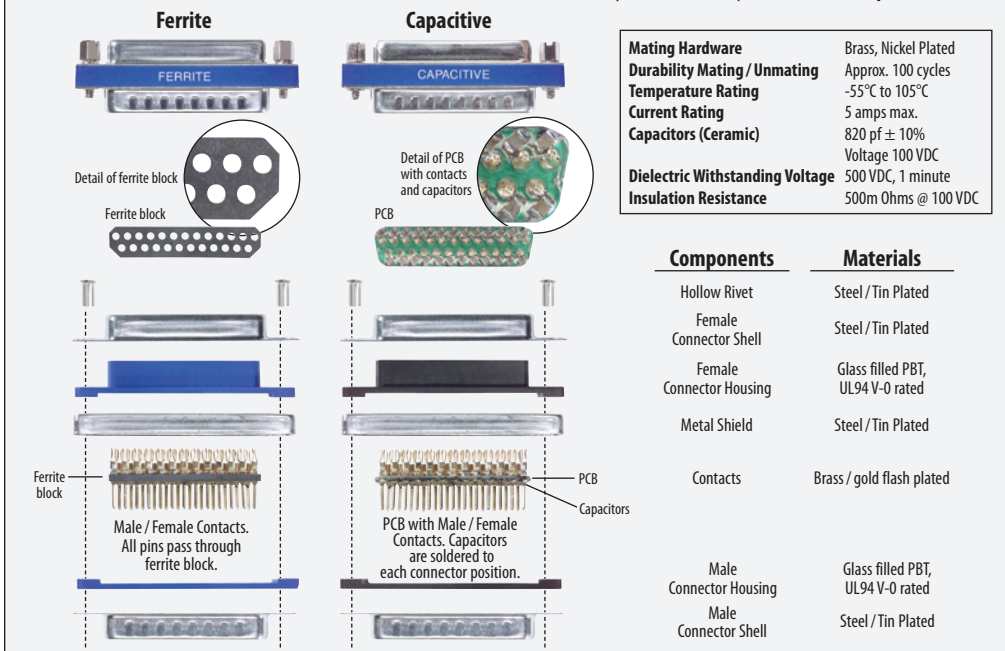
1. Remove standard hardware provided with adapter. Mount adapter from rear of panel.
2. Secure with jackscrew SDG450XS (purchased separately) from the front of the panel.
3. Thread hex nut SDHS (purchased separately) onto exposed threads of SDG450XS.



***Note:** Maximum recommended panel thickness is 0.062" (0.2cm). Dimensions in excess of 0.062" (0.2cm) can limit proper cable mating due to hex nut protrusion. Panels exceeding 0.062" (0.2cm) can be milled down to the recommended thickness in the area around the adapter.

How filter adapters are constructed

Filtered adapters provide a cost effective method for reducing electromagnetic interference (EMI) and can help to avoid costly product redesigns. L-com offers two styles of filtered adapters, **Ferrite** and **Capacitive**.



Item #	Description	1-9	10-24	25-99	100+
--------	-------------	-----	-------	-------	------

Slim-Line Ceramic Capacitive Filter Adapters - For Excellent, Economical Noise Removal

Filtering is the simplest method of removing unwanted interference from within a circuit. A capacitive filter is built into a male/female D-sub adapter that provides an easy-to-use retrofit adapter. Although reasonably priced, there is a cost associated with capacitors and that is signal degradation, particularly in CMOS circuits with extremely low signal levels. Systems that transmit strong signals and can tolerate moderate loss are well suited for capacitive filtering. Our compact design allows an extremely low profile of only 0.2" (0.5cm). Individual capacitance on each pin is 820pF. Also available in an engineer's kit of 4 adapters.

DGFC9MF	Capacitive Filter (EMC) Adapter, DB9 Male/Female	10.21	9.39	8.57	CALL
DGFC15MF	Capacitive Filter (EMC) Adapter, DB15 Male/Female	12.49	11.49	10.49	CALL
DGFC25MF	Capacitive Filter (EMC) Adapter, DB25 Male/Female	15.91	14.63	13.36	CALL
DGFC37MF	Capacitive Filter (EMC) Adapter, DB37 Male/Female	23.88	21.97	20.06	CALL
DGFC100K	Engineer's Kit with 4 EMC Adapters	61.50	56.58	51.66	CALL

DB9, DB15, DB25 or HD15 Connectors for Field Termination - Panel Mountable, Male or Female

These field termination connectors provide an easy and convenient way to perform field termination of any DB9, DB15, DB25 or HD15 cable. Separate connection points are provided for all positions of the connector plus the ground. Terminal block design with set screws provides reliable electrical connections without special tools. The terminal block area is clearly marked making proper termination virtually foolproof. Panel mountable for thickness up to 0.062" (0.2cm). Please note the orientation of the terminal blocks on the new male connectors.

DGB9FT	DB9 Female Connector for Field Termination	9.01	8.47	7.93	CALL
DGB15FT	DB15 Female Connector for Field Termination	10.62	9.98	9.35	CALL
DGB25FT	DB25 Female Connector for Field Termination	13.06	12.27	11.49	CALL
DGBH15FT	SVGA HD15 Female Connector for Field Termination	11.42	10.74	10.05	CALL
DGB9MT1	DB9 Male Connector for Field Termination	9.01	8.47	7.93	CALL
DGB15MT1	DB15 Male Connector for Field Termination	10.62	9.98	9.35	CALL
DGB25MT1	DB25 Male Connector for Field Termination	13.06	12.27	11.49	CALL
DGBH15MT1	SVGA HD15 Male Connector for Field Termination	10.88	10.23	9.57	CALL

DB9, DB15, DB25 or HD15 Female Connectors for Field Termination with Screwless Terminal Block

These field termination female connectors provide an easy and convenient way to perform field termination of any cable. Separate connection points are provided for all positions of the connector plus the ground. Screwless terminal block design with spring clamp provides reliable electrical connections utilizing no special tools. Simply depress the spring clamp, insert wire, release and the wire is secure. The terminal block area is clearly marked making proper termination virtually foolproof. Panel mountable for thickness up to 0.062" (0.2cm).

DGS9FT	DB9 Female Connector for Field Termination	9.53	8.96	8.39	CALL
DGS15FT	DB15 Female Connector for Field Termination	11.19	10.52	9.85	CALL
DGS25FT	DB25 Female Connector for Field Termination	13.89	13.05	12.22	CALL
DGSH15FT	HD15 Female Connector for Field Termination	11.45	10.76	10.08	CALL





Covers for Field Termination Connectors

These secure, snap together covers provide protection and strain relief for our popular field termination connectors. Simply snap together the two cover halves over the terminated connector and secure exiting cable or wires with a tie wrap (included).

DGB9FT-CVR	Cover for DGB9FT Field Termination Connector	2.28	2.14	2.01	CALL
DGB9MT1-CVR	Cover for DGB9MT1 Field Termination Connector	2.28	2.14	2.01	CALL
DGB15MT1-CVR	Cover for DGB15MT1 Field Termination Connector	2.38	2.24	2.10	CALL
DGB15FT-CVR	Cover for DGB15FT Field Termination Connector	2.38	2.24	2.10	CALL
DGBH15MT1-CVR	Cover for DGBH15MT1 Field Termination Connector	2.28	2.14	2.01	CALL
DGBH15FT-CVR	Cover for DGBH15FT Field Termination Connector	2.28	2.14	2.01	CALL
DGB25MT1-CVR	Cover for DGB25MT1 Field Termination Connector	2.49	2.34	2.19	CALL
DGB25FT-CVR	Cover for DGB25FT Field Termination Connector	2.49	2.34	2.19	CALL

Slim-Line Loopback Test Plugs - Emulate Working Conditions for Your Testing Needs


DMA019S	Slim-Line Parallel Loopback Plug, DB25 Male	9.11	8.20	7.29	CALL
DMA021T	Slim-Line Loopback Plug, DB9 Female	9.11	8.20	7.29	CALL



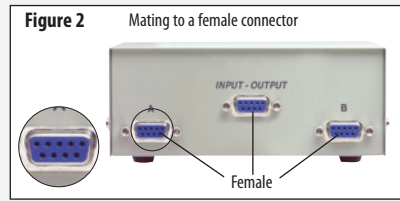
Item #	Description	1-9	10-24	25-99	100+
DB9, HD15, DB15, DB25 and DB37 Low Profile Right Angle Adapters - Molded and Fully Shielded					
DG909MF1	Low Profile Right Angle Adapter, DB9 Male/Female, Cable Exit 1	8.11	7.62	7.14	CALL
DG909MF2	Low Profile Right Angle Adapter, DB9 Male/Female, Cable Exit 2	8.11	7.62	7.14	CALL
DG909MF3	Low Profile Right Angle Adapter, DB9 Male/Female, Cable Exit 3	8.11	7.62	7.14	CALL
DG90H15MF1	Low Profile Right Angle Adapter, HD15 Male/Female, Cable Exit 1	9.23	8.68	8.12	CALL
DG90H15MF2	Low Profile Right Angle Adapter, HD15 Male/Female, Cable Exit 2	9.23	8.68	8.12	CALL
DG90H15MF3	Low Profile Right Angle Adapter, HD15 Male/Female, Cable Exit 3	9.23	8.68	8.12	CALL
DG9015MF1	Low Profile Right Angle Adapter, DB15 Male/Female, Cable Exit 1	9.23	8.68	8.12	CALL
DG9015MF2	Low Profile Right Angle Adapter, DB15 Male/Female, Cable Exit 2	9.23	8.68	8.12	CALL
DG9015MF3	Low Profile Right Angle Adapter, DB15 Male/Female, Cable Exit 3	9.23	8.68	8.12	CALL
DG9025MF1	Low Profile Right Angle Adapter, DB25 Male/Female, Cable Exit 1	11.53	10.84	10.14	CALL
DG9025MF2	Low Profile Right Angle Adapter, DB25 Male/Female, Cable Exit 2	11.53	10.84	10.14	CALL
DG9025MF3	Low Profile Right Angle Adapter, DB25 Male/Female, Cable Exit 3	11.53	10.84	10.14	CALL
DG9037MF1	Low Profile Right Angle Adapter, DB37 Male/Female, Cable Exit 1	13.87	13.04	12.21	CALL
DG9037MF2	Low Profile Right Angle Adapter, DB37 Male/Female, Cable Exit 2	13.87	13.04	12.21	CALL
DG9037MF3	Low Profile Right Angle Adapter, DB37 Male/Female, Cable Exit 3	13.87	13.04	12.21	CALL

Tip How are right angle adapters used?



Right angle adapters assist in connecting cables in tight spaces by allowing the cable to mate at a 90 degree angle. This reduces the backshell and cable bend distance required when mating cables. L-com offers right angle adapters in DB9, DB15, DB25, DB37 and HD15 male to female configurations with three cable exit directions each. Hardware is reversible allowing for use in virtually any application.





Cables require approximately 2.5" to exit a mating connector depending on backshell length and cable diameter/flexibility.




Choose the proper adapter for desired cable exit direction and simply plug the cable into the adapter.



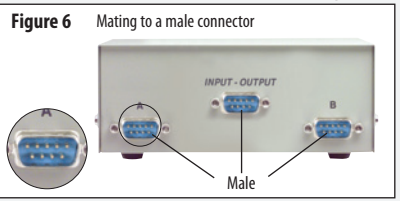

Cable Exit 1 Side View




Cable Exit 2 Side View



Cable Exit 3 allows the user to rotate the female connector 180° compared to Cable Exits 1 and 2.



Choose the proper adapter for desired cable exit direction and simply plug the cable into the adapter.




Note: When mating to a male connector, Cable Exits 1 and 2 exit in the same direction.

Y Adapters/Splitters for DB9, DB15 and DB25 Connector Sizes

These handy Y adapters are wired straight through for applications requiring splitting signals. The single end is male while the dual/split end is female for easy attachment to standard cable assemblies. The housing is fully shielded to maintain EMI protection and the contacts are 30 microinch (0.762µm) gold plated allowing for many mating cycles.

ADPT-DB9Y	Y Splitter Adapter, DB9M - DB9F & DB9F	10.83	10.40	9.96	CALL
ADPT-DB15Y	Y Splitter Adapter, DB15M - DB15F & DB15F	12.54	12.04	11.53	CALL
ADPT-DB25Y	Y Splitter Adapter, DB25M - DB25F & DB25F	15.96	15.32	14.68	CALL

Item #	Description	1-9	10-24	25-99	100+
Do-It-Yourself Kits - Everything You Need to Build Your Own Data Line Adapters					
Allows the creation of many types of data line adapters. Utilizes the most popular D-Subminiature connectors with solder cup terminations. Simply solder short wire jumpers to pins of your choice. The following components are included in each kit: two D-Sub Connectors of appropriate size and gender, two snap-on half covers and a complete set of hardware for the connectors. No jumper wires are supplied.					
DIY9MF	Do-It-Yourself Kit, DB9 Male /Female	8.69	8.35	8.00	CALL
DIY9MM	Do-It-Yourself Kit, DB9 Male /Male	8.48	8.14	7.80	CALL
DIY9FF	Do-It-Yourself Kit, DB9 Female /Female	8.91	8.55	8.20	CALL
DIY15MF	Do-It-Yourself Kit, DB15 Male /Female	9.56	9.18	8.80	CALL
DIY15MM	Do-It-Yourself Kit, DB15 Male /Male	9.35	8.97	8.60	CALL
DIY15FF	Do-It-Yourself Kit, DB15 Female /Female	9.78	9.39	9.00	CALL
DIY25MF	Do-It-Yourself Kit, DB25 Male /Female	10.65	10.23	9.80	CALL
DIY259MF	Do-It-Yourself Kit, DB25 Male /DB9 Female	8.91	8.55	8.20	CALL
DIY259FF	Do-It-Yourself Kit, DB25 Female /DB9 Female	9.13	8.76	8.40	CALL
DIY259MM	Do-It-Yourself Kit, DB25 Male /DB9 Male	8.69	8.35	8.00	CALL
DIY9CMF	Metalized DIY Kit, DB9 Male /Female	9.13	8.76	8.40	CALL
DIY-HD15CMF	Metalized DIY Kit, HD15 Male /Female	10.43	10.02	9.60	CALL
DIYW	Pre-tinned Jumpers, Pkg/25	2.71	2.65	2.60	CALL



Data Jumper Box Kits - Include a PC Board to Simplify Data Line Adapter Design


Every pin of the male or female D-Subminiature connector terminates to solder pads with drilled holes on each end of the adapters' PC board to make connection easy. Supplied with ten wires already stripped and tinned for permanent wiring to suit your needs.

DJB9MF	Plastic PCB Jumper Box, DB9 Male /Female	12.17	11.69	11.20	CALL
DJB15MF	Plastic PCB Jumper Box, DB15 Male /Female	13.81	13.25	12.70	CALL
DJB25MF	Plastic PCB Jumper Box, DB25 Male /Female	15.33	14.72	14.10	CALL

Plastic D-Sub Half Cover Pairs - Popular Accessory to Assemble Custom Adapters

Choosing these D-Sub half cover pairs will satisfy most of your custom adapter requirements. These covers feature UL94V-0 rated plastic and are available in Gray or Black. They are supplied with the appropriate hardware to allow male/female or male/male cable connections. For female/female applications, you'll need two (2) additional hex standoffs.


DHP9G	Half Cover Pair, DB9, Gray Plastic	2.60	2.50	2.39	CALL
DHP15G	Half Cover Pair, DB15, Gray Plastic	2.93	2.81	2.69	CALL
DHP25G	Half Cover Pair, DB25, Gray Plastic	3.04	2.91	2.79	CALL
DHP9B	Half Cover Pair, DB9, Black Plastic	2.60	2.50	2.39	CALL
DHP15B	Half Cover Pair, DB15, Black Plastic	2.49	2.29	2.09	CALL
DHP25B	Half Cover Pair, DB25, Black Plastic	3.04	2.91	2.79	CALL



All Metal DB9 and DB25 Half Cover Pairs - Satisfy the Need for Being Compact and Rugged


The special design of these covers provides a smart look in adapter creation. All steel to take much abuse, with a heavy chrome plate to add attractiveness. Snaps together and comes apart easily. They are supplied with appropriate cable connector fastening hardware for male/female connections. See page 104 for additional hardware.

DHS9	Half Cover Pair, DB9, Nickel Plated Steel	3.80	3.65	3.49	CALL
DHS25	Half Cover Pair, DB25, Nickel Plated Steel	3.91	3.75	3.59	CALL



Crimp & Poke Style Straight and Y Jumper Wires - Sold Only in Packs of 10

RA50M	Straight Jumper Wires, Male /Male, Pkg /10	3.57	3.50	3.36	CALL
RA50F	Straight Jumper Wires, Female /Female, Pkg /10	3.57	3.50	3.36	CALL
RA50MF	Straight Jumper Wires, Male /Female, Pkg /10	3.57	3.50	3.36	CALL
RA50MFM	Y Jumper Wires, Male /Female /Male, Pkg /10	4.61	4.52	4.33	CALL
RA50FMF	Y Jumper Wires, Female /Male /Female, Pkg /10	4.61	4.52	4.33	CALL
RA50FFF	Y Jumper Wires, Female /Female /Female, Pkg /10	4.61	4.52	4.33	CALL



Right Angle D-Sub PCB Connectors - 10 Connectors per Tray

Right angle PCB connectors are popular for many I/O applications. Board locks provide a secure PCB connection and easy soldering every time. Connectors are available in DB9, DB15, DB25, DB37 and HD15 sizes.





SD9P-RA-PC	Right Angle PCB D-Sub Connector, DB9 Male, Tray of 10	12.23	11.25	10.27	CALL
SD15P-RA-PC	Right Angle PCB D-Sub Connector, DB15 Male, Tray of 10	14.40	13.25	12.10	CALL
SD25P-RA-PC	Right Angle PCB D-Sub Connector, DB25 Male, Tray of 10	20.05	18.45	16.84	CALL
SD37P-RA-PC	Right Angle PCB D-Sub Connector, DB37 Male, Tray of 10	27.87	25.64	23.41	CALL
SDH15P-RA-PC	Right Angle PCB D-Sub Connector, HD15 Male, Tray of 10	17.41	16.02	14.62	CALL
SD9S-RA-PC	Right Angle PCB D-Sub Connector, DB9 Female, Tray of 10	12.23	11.25	10.27	CALL
SD15S-RA-PC	Right Angle PCB D-Sub Connector, DB15 Female, Tray of 10	14.40	13.25	12.10	CALL
SD25S-RA-PC	Right Angle PCB D-Sub Connector, DB25 Female, Tray of 10	20.05	18.45	16.84	CALL
SD37S-RA-PC	Right Angle PCB D-Sub Connector, DB37 Female, Tray of 10	27.87	25.64	23.41	CALL
SDH15S-RA-PC	Right Angle PCB D-Sub Connector, HD15 Female, Tray of 10	17.41	16.02	14.62	CALL

DB9, DB15, DB25 or HD15 Connectors for Field Termination - Panel Mountable

These field termination connectors provide an easy and convenient way to perform field termination of any DB9, DB15, DB25 or HD15 cable. Separate connection points are provided for all positions of the connector plus the ground. Terminal block design with set screws provides reliable electrical connections without special tools. The terminal block area is clearly marked making proper termination virtually foolproof. Panel mountable for thickness up to 0.062" (0.2cm).

DGB9FT	DB9 Female Connector for Field Termination	9.01	8.47	7.93	CALL
DGB15FT	DB15 Female Connector for Field Termination	10.62	9.98	9.35	CALL
DGB25FT	DB25 Female Connector for Field Termination	13.06	12.27	11.49	CALL
DGBH15FT	SVGA HD15 Female Connector for Field Termination	11.42	10.74	10.05	CALL




NOTE:
The adapter kits shown on these pages are also available completely wired and optionally provided with internal jumpers and circuit components. Your Sales Representative will be happy to address your needs.



No more D-Sub connector gender confusion

Online Video

L-com.com/Videos/A14



Item #	Description	1-9	10-24	25-99	100+
SD9P	Solder Cup D-Sub Connector, DB9 Male	1.24	1.14	1.04	CALL
SD15P	Solder Cup D-Sub Connector, DB15 Male	1.40	1.29	1.18	CALL
SD25P	Solder Cup D-Sub Connector, DB25 Male	1.61	1.48	1.35	CALL
SD37P	Solder Cup D-Sub Connector, DB37 Male	4.82	4.43	4.05	CALL
SD50P	Solder Cup D-Sub Connector, DB50 Male	6.11	5.62	5.14	CALL
SD9S	Solder Cup D-Sub Connector, DB9 Female	1.30	1.19	1.09	CALL
SD15S	Solder Cup D-Sub Connector, DB15 Female	1.45	1.33	1.22	CALL
SD25S	Solder Cup D-Sub Connector, DB25 Female	1.71	1.57	1.44	CALL
SD37S	Solder Cup D-Sub Connector, DB37 Female	5.08	4.67	4.26	CALL
SD50S	Solder Cup D-Sub Connector, DB50 Female	6.42	5.91	5.40	CALL

D-Sub Connectors - Choose from Solder Cup, Insertion Style or PC Termination Style Individually Packaged

These D-Sub connectors conform to commercial industry standards and will mate with any opposite gender D-Sub connector. Contact plating is gold flash, connector insulator is UL94V-0 rated.

Solder Cup High-Density D-Subminiature Connectors - Accept up to 22 AWG Wires

SDH15P	Solder Cup D-Sub Connector, HD15 Male	1.97	1.81	1.65	CALL
SDH26P	Solder Cup D-Sub Connector, HD26 Male	3.26	3.00	2.74	CALL
SDH44P	Solder Cup D-Sub Connector, HD44 Male	5.65	5.20	4.74	CALL
SDH62P	Solder Cup D-Sub Connector, HD62 Male	6.84	6.29	5.74	CALL
SDH78P	Solder Cup D-Sub Connector, HD78 Male	8.19	7.53	6.88	CALL
SDH15S	Solder Cup D-Sub Connector, HD15 Female	2.07	1.91	1.74	CALL
SDH26S	Solder Cup D-Sub Connector, HD26 Female	3.47	3.19	2.92	CALL
SDH44S	Solder Cup D-Sub Connector, HD44 Female	5.85	5.39	4.92	CALL
SDH62S	Solder Cup D-Sub Connector, HD62 Female	7.05	6.48	5.92	CALL
SDH78S	Solder Cup D-Sub Connector, HD78 Female	8.50	7.82	7.14	CALL

PC Termination D-Subminiature Connectors - Male and Female Genders

SD9P-PC	PC Termination D-Sub Connector, DB9 Male	1.76	1.62	1.48	CALL
SD15P-PC	PC Termination D-Sub Connector, DB15 Male	2.59	2.38	2.18	CALL
SD25P-PC	PC Termination D-Sub Connector, DB25 Male	3.21	2.96	2.70	CALL
SD37P-PC	PC Termination D-Sub Connector, DB37 Male	6.17	5.67	5.18	CALL
SD9S-PC	PC Termination D-Sub Connector, DB9 Female	1.81	1.67	1.52	CALL
SD15S-PC	PC Termination D-Sub Connector, DB15 Female	2.64	2.43	2.22	CALL
SD25S-PC	PC Termination D-Sub Connector, DB25 Female	3.32	3.05	2.79	CALL
SD37S-PC	PC Termination D-Sub Connector, DB37 Female	6.37	5.86	5.35	CALL

Insertion Style D-Sub Connectors Accept Industry Standard Pins and Sockets

C&P9M	Insertion Type D-Sub Connector, DB9 Male	0.83	0.76	0.70	CALL
C&P15M	Insertion Type D-Sub Connector, DB15 Male	0.93	0.86	0.78	CALL
C&P25M	Insertion Type D-Sub Connector, DB25 Male	1.09	1.00	0.91	CALL
C&P37M	Insertion Type D-Sub Connector, DB37 Male	2.85	2.62	2.39	CALL
C&P50M	Insertion Type D-Sub Connector, DB50 Male	4.71	4.34	3.96	CALL
C&P9F	Insertion Type D-Sub Connector, DB9 Female	0.93	0.86	0.78	CALL
C&P15F	Insertion Type D-Sub Connector, DB15 Female	1.09	1.00	0.91	CALL
C&P25F	Insertion Type D-Sub Connector, DB25 Female	1.19	1.10	1.00	CALL
C&P37F	Insertion Type D-Sub Connector, DB37 Female	3.00	2.76	2.52	CALL
C&P50F	Insertion Type D-Sub Connector, DB50 Female	4.82	4.43	4.05	CALL

D-Sub and HD Style Bulk Packaged Connectors - Solder and Crimp Styles

Save time and money with these D-Sub and HD style connector multi packs. Packed in convenient trays, these connectors are ideal for high volume production. Offered in both solder and crimp versions these connectors are perfect for all of your cable termination needs.

SD9P-TRAY	Solder Cup D-Sub Connector, DB9 Male, Tray of 50	43.88	40.37	36.86	CALL
SD15P-TRAY	Solder Cup D-Sub Connector, DB15 Male, Tray of 70	69.84	64.25	58.67	CALL
SD25P-TRAY	Solder Cup D-Sub Connector, DB25 Male, Tray of 50	57.87	53.24	48.61	CALL
SD37P-TRAY	Solder Cup D-Sub Connector, DB37 Male, Tray of 40	140.46	129.22	117.98	CALL
SD50P-TRAY	Solder Cup D-Sub Connector, DB50 Male, Tray of 40	178.74	164.44	150.15	CALL
SD9S-TRAY	Solder Cup D-Sub Connector, DB9 Female, Tray of 50	45.90	42.23	38.56	CALL
SD15S-TRAY	Solder Cup D-Sub Connector, DB15 Female, Tray of 70	72.64	66.83	61.02	CALL
SD25S-TRAY	Solder Cup D-Sub Connector, DB25 Female, Tray of 50	61.86	56.91	51.96	CALL
SD37S-TRAY	Solder Cup D-Sub Connector, DB37 Female, Tray of 40	148.44	136.56	124.69	CALL
SD50S-TRAY	Solder Cup D-Sub Connector, DB50 Female, Tray of 40	188.33	173.26	158.20	CALL


Solder Cup High-Density D-Subminiature Connectors - Accept up to 22 AWG Wires

SDH15P-TRAY	Solder Cup D-Sub Connector, HD15 Male, Tray of 50	71.81	66.06	60.32	CALL
SDH26P-TRAY	Solder Cup D-Sub Connector, HD26 Male, Tray of 70	167.55	154.15	140.74	CALL
SDH15S-TRAY	Solder Cup D-Sub Connector, HD15 Female, Tray of 50	75.80	69.73	63.67	CALL
SDH26S-TRAY	Solder Cup D-Sub Connector, HD26 Female, Tray of 70	175.95	161.87	147.80	CALL

Insertion Style D-Sub Connectors Accept Industry Standard Pins and Sockets

C&P9M-TRAY	Insertion Type D-Sub Connector, DB9 Male, Tray of 50	27.93	25.69	23.46	CALL
C&P15M-TRAY	Insertion Type D-Sub Connector, DB15 Male, Tray of 50	31.91	29.36	26.81	CALL
C&P25M-TRAY	Insertion Type D-Sub Connector, DB25 Male, Tray of 50	35.90	33.03	30.16	CALL
C&P37M-TRAY	Insertion Type D-Sub Connector, DB37 Male, Tray of 40	78.23	71.97	65.72	CALL
C&P9F-TRAY	Insertion Type D-Sub Connector, DB9 Female, Tray of 50	31.91	29.36	26.81	CALL
C&P15F-TRAY	Insertion Type D-Sub Connector, DB15 Female, Tray of 50	35.90	33.03	30.16	CALL
C&P25F-TRAY	Insertion Type D-Sub Connector, DB25 Female, Tray of 50	39.89	36.70	33.51	CALL
C&P37F-TRAY	Insertion Type D-Sub Connector, DB37 Female, Tray of 40	81.39	74.88	68.37	CALL



Item #	Description	1-9	10-24	25-99	100+
Crimp & Poke Contacts - Choose Pins or Sockets, Flash or 30 Microinches (0.762µm)					
CPM10	Crimp & Poke Male Pins - Gold Flash, Pkg/ 10	2.90	2.67	2.44	CALL
CPM100	Crimp & Poke Male Pins - Gold Flash, Reel/100	17.41	16.02	14.62	CALL
CPM10-30U	Crimp & Poke Male Pins - 30µ (0.762µm) Gold, Pkg/10	3.78	3.48	3.18	CALL
CPM100-30U	Crimp & Poke Male Pins - 30µ (0.762µm) Gold, Reel/ 100	22.64	20.83	19.02	CALL
CPF10	Crimp & Poke Female Sockets - Gold Flash, Pkg/ 10	3.52	3.24	2.96	CALL
CPF100	Crimp & Poke Female Sockets - Gold Flash, Reel/100	20.93	19.26	17.58	CALL
CPF10-30U	Crimp & Poke Female Sockets - 30µ (0.762µm) Gold, Pkg/ 10	4.35	4.00	3.66	CALL
CPF100-30U	Crimp & Poke Female Sockets - 30µ (0.762µm) Gold, Reel/ 100	26.11	24.02	21.93	CALL



Insertion/Extraction Tools for Crimp & Poke Type Contacts - Professional and Economy Versions

Two insertion/extraction tools are available for inserting contacts into D-Subs. Professional model is made for multiple insertions and is built on a larger, more ergonomic tool body. The economy version is also available when limited insertions are necessary.

TDT	Economy Contact Insertion/Extraction Tool	3.06	3.00	2.93	CALL
TDTPRO	Professional Contact Insertion/Extraction Tool	25.85	25.34	24.82	CALL



Tip *How to crimp D-Sub contacts using hand tool CP3127CT*

STEP 1

Strip the wire to 3/32" (0.2cm). You can use part #HTC2030.

STEP 2

Squeeze tool handles together to release ratchet.

STEP 3

Slide the contact locator down from the top of the tool.

STEP 4

Then from the back, push the contact locator forward between tool crimp jaws.

STEP 5

Orient the contact so open side of wire and insulation barrels are facing up and insert contact into locator.

STEP 6

Slide locator back placing contact between crimping jaws. Then squeeze tool handles together until ratchet engages (listen for clicking sound).

STEP 7

Insert wire over contact and against wire stop. Squeeze tool handles together until ratchet releases.

STEP 8

Slide locator down, push forward and remove crimped contact.

D-Subminiature Contact Crimp Tool - For Crimp & Poke Series Pins and Sockets

Professional grade tool crimps D-Subminiature pins and sockets for 20-30 AWG wires. Spring loaded holding mechanism centers and holds pin in place until crimping cycle is complete. Highest quality. See the Tip above for crimping instructions.

CP3127CT	D-Sub Contact Crimp Tool	136.78	134.04	131.31	CALL
----------	--------------------------	--------	--------	--------	------

D-Sub Hood Covers - Offering a Better Selection for Your Varied Cable Making Needs

L-com offers a better selection of D-Sub hoods than ever before. We've discovered in our own cable production that needs are varied because users are more demanding in style selection than traditional plastic or metal hoods. They are supplied as kits with appropriate hardware for male mating. Order hex standoffs separately for female adaptation.

Plastic D-Sub Hoods - Features One Piece Foldover Hinge Design

One piece unshielded hoods are available for DB9, DB15, DB25 and DB50 sizes. They are constructed of Black plastic with long knurled thumbscrews. They feature a side snap lock for connector security and metal screw down strain relief. Attractive appearance.

SD121-09	Hinged Hood Kit, DB9 Black	1.63	1.50	1.37	CALL
SD121-15	Hinged Hood Kit, DB15 Black	1.74	1.60	1.46	CALL
SD121-25	Hinged Hood Kit, DB25 Black	1.85	1.70	1.55	CALL
SD121-50	Hinged Hood Kit, DB50 Black	2.34	2.15	1.96	CALL

Plastic Hoods - Mate with D-Subminiature Connectors for Cabling

Molded plastic hoods are made of flame retardant materials. The metalized version is chrome plated providing conductivity and an RFI/EMI shield. A cable strain relief is also included.

SDC9G	Assembled Hood Kit, DB9 Gray	0.98	0.90	0.82	CALL
SDC15G	Assembled Hood Kit, DB15 Gray	1.14	1.05	0.96	CALL
SDC25G	Assembled Hood Kit, DB25 Gray	1.20	1.10	1.01	CALL
SDC37G	Assembled Hood Kit, DB37 Gray	1.36	1.25	1.14	CALL
SDC9B	Assembled Hood Kit, DB9 Black	1.03	0.95	0.87	CALL
SDC15B	Assembled Hood Kit, DB15 Black	1.20	1.10	1.01	CALL
SDC25B	Assembled Hood Kit, DB25 Black	1.25	1.15	1.05	CALL
SDC9M	Assembled Hood Kit, DB9 Metalized Chrome	1.20	1.10	1.01	CALL
SDC15M	Assembled Hood Kit, DB15 Metalized Chrome	1.41	1.30	1.19	CALL
SDC25M	Assembled Hood Kit, DB25 Metalized Chrome	1.52	1.40	1.28	CALL

Metalized Plastic D-Sub Hoods - Low Profile and Contemporary Style and Finish


These hoods are offered in three basic sizes, in attractive matte metalized (shielded) finish. Well constructed with metal strain relief bar, two screw closure and long knurled thumbscrews.

SDRS09HOT	Assembled Hood Kit, DB9 Matte Chrome	2.18	2.00	1.83	CALL
SDRS15HOT	Assembled Hood Kit, DB15 Matte Chrome	2.28	2.10	1.92	CALL
SDRS25HOT	Assembled Hood Kit, DB25 Matte Chrome	2.39	2.20	2.01	CALL

Replacement grommets also sold separately.




SDC25AG



SDRA9AG


Replacement grommets also sold separately, GROM Series



SDG

SDF1 Pkg/50

SDK Pkg/50




WPD109

WPD115


WPD125



MK02



CTM-1.5



TUBEXP-0.125

TUBEXP-0.5



SPVFP301-ASST

TAP1181-3/4

Item #	Description	1-9	10-24	25-99	100+
D-Sub Metal Hood Kits - Choice of Five Grommets to Satisfy all Size Requirements					
Cast alloy metal construction with a matte nickel plate finish over tin and copper for the best conductivity. Kit includes a set of five grommets and 4-40 thread mounting screws.					
SDC9AG	Assembled Hood Kit, DB9 Metal	2.93	2.75	2.58	CALL
SDC15AG	Assembled Hood Kit, DB15 Metal	4.23	3.98	3.72	CALL
SDC25AG	Assembled Hood Kit, DB25 Metal	4.45	4.18	3.92	CALL
SDC37AG	Assembled Hood Kit, DB37 Metal	5.86	5.51	5.16	CALL
SDC50AG	Assembled Hood Kit, DB50 Metal	6.19	5.82	5.45	CALL

4-40 Thumbscrews for SDC Metal and Plastic D-Sub Hood Kits					
Nickel plated steel, knurled, slotted thumbscrews are now available for the entire SDC family of D-Sub hoods.					
04X44S	SDC Thumbscrew, 4-40 Thread	0.50	0.46	0.42	CALL

Right Angle D-Sub Metal Hood Kits - Low Profile with Thumbscrews					
Right angle hoods offered for applications requiring a 90 degree cable exit. Cast alloy metal construction with a nickel plated finish.					
SDRA9AG	Right Angle Assembled Hood Kit, DB9 Metal	4.78	4.49	4.20	CALL
SDRA15AG	Right Angle Assembled Hood Kit, DB15 Metal	4.99	4.69	4.39	CALL
SDRA25AG	Right Angle Assembled Hood Kit, DB25 Metal	5.32	5.00	4.68	CALL

Replacement Grommets for SDC and SDRA Metal Backshells					
These grommets are the same as supplied with the SDC and SDRA metal backshell kits. Five different sizes are offered per backshell size to best fit cable diameter used.					
GROM-9&15	Replacement Grommets, SDC & SDRA 9/15 Metal Backshells	0.82	0.75	0.69	CALL
GROM-25	Replacement Grommets, SDC & SDRA 25 Metal Backshells	0.82	0.75	0.69	CALL
GROM-37&50	Replacement Grommets, SDC 37/50 Metal Backshells	0.98	0.90	0.82	CALL

4-40 Hex Jack Screws - Difficult to Find Hardware for Mounting D-Sub Connectors					
SDG250	Jack Screw Kit, .25 inch (0.6cm) Thread, .232 inch (0.6cm) Screwlock, Pkg/50	14.97	14.07	13.18	CALL
SDG300	Jack Screw Kit, .30 inch (0.8cm) Thread, .232 inch (0.6cm) Screwlock, Pkg/50	14.97	14.07	13.18	CALL
SDG400	Jack Screw Kit, .40 inch (1.0cm) Thread, .232 inch (0.6cm) Screwlock, Pkg/50	14.97	14.07	13.18	CALL
SDG400S	Jack Screw Kit, .40 inch (1.0cm) Thread, .197 inch (0.5cm) Screwlock, Pkg/50	14.97	14.07	13.18	CALL
SDG400XS	Jack Screw Kit, .40 inch (1.0cm) Thread, .160 inch (0.4cm) Screwlock, Pkg/50	15.42	14.50	13.57	CALL
SDG450XS	Jack Screw Kit, .45 inch (1.1cm) Thread, .160 inch (0.4cm) Screwlock, Pkg/50	15.42	14.50	13.57	CALL
SDG500	Jack Screw Kit, .50 inch (1.3cm) Thread, .232 inch (0.6cm) Screwlock, Pkg/50	14.97	14.07	13.18	CALL

Hex Standoff 4-40 Thread - Needed with Hood Kits to Convert Male to Female					
SDH	Hex Standoffs, .232 inch (0.6cm) Hex, Pkg/50	10.51	9.88	9.25	CALL
SDHS	Hex Standoffs, .195 inch (0.5cm) Hex, Pkg/50	10.51	9.88	9.25	CALL
SDH-160	Hex Standoffs, .160 inch (0.4cm) Hex, Pkg/50	10.21	9.59	8.98	CALL

4-40 Screw and Retainer Pair - For Use on Male D-Sub Connectors with Metal Tabs					
SDF1	Screws and Retainers, Chromate, Pkg/50	14.30	13.44	12.58	CALL

4-40 Screw and Guard - Replacement for Cable Connector Hoods Such as SDC Series					
SDK	Screws and Guards, Nickel Plate, Pkg/50	6.53	6.01	5.48	CALL

Stainless Wall Plates - Accept a Variety of D-Sub Connectors					
Wall plates that accept common D-Sub connectors are found to be useful by many installers.					
WPD109	Stainless Wall Plate, One DB9/HD15 Opening	3.20	3.01	2.82	CALL
WPD115	Stainless Wall Plate, One DB15/HD26 Opening	3.20	3.01	2.82	CALL
WPD125	Stainless Wall Plate, One DB25/HD44 Opening	3.20	3.01	2.82	CALL

Rotary Cable Strippers - Cut Cable Jackets					
These tools offer an economical and consistent cable jacket strip every time. Featuring easy to adjust cutting depth, these tools strip both around the cable perimeter and lengthwise. HT-325 strips cable jackets ranging from 0.125" (0.3cm) to 1.0" (2.5cm). MK02 strips cable jackets ranging from 0.18" (0.5cm) to 1.12" (2.8cm). Choose HT-325 for light duty use and MK02 for heavier duty use.					
MK02	Round Cable Stripper	37.50	36.75	36.00	CALL
HT-325	Economy Round Cable Jacket Stripper	16.63	16.30	15.97	CALL

Cable Ties and Cable Mounts					
Cable ties come in handy to secure cable assemblies in different applications. Four different sizes, in packages of 100 pieces each. Color is black. Cable tie mounts allow the user to secure wire and/or cable quickly and easily to a surface. Mounts can be secured with screws or adhesive. Material is UL94V-2 rated nylon, color is black.					
CTB-05	6 inch (20.3cm) Cable Ties, Pkg/100	8.29	7.79	7.29	CALL
CTB-07	8 inch (15.2cm) Cable Ties, Pkg/100	9.48	8.91	8.34	CALL
CTB-09	8.5 inch (21.6cm) Cable Ties, Pkg/100	10.67	10.03	9.39	CALL
CTB-12	11.5 inch (29.2cm) Cable Ties, Pkg/100	11.86	11.15	10.44	CALL
CTM-0.75	Black Cable Tie Mount, 0.75" (1.9cm), Pkg/10	4.51	4.15	3.79	CALL
CTM-1.5	Black Cable Tie Mount, 1.50" (3.8cm), Pkg/10	8.65	7.96	7.27	CALL

Expandable Sleeving - Pkg/100ft (30.5m), Polyester Material with VW-1 Flammability Rating					
Polyester expandable flexible tubing is ideal for protecting wire and/or cable. The open weave design allows for flexible routing, high resistance to abrasion and broad range of expansion. Available in .125" (0.3cm), .25" (0.6cm) and .5" (1.3cm) diameters, color is black with white tracer.					
TUBEXP-0.125	Expandable Braid Sleeving, .125" (0.3cm) Diameter, 100ft (30.5m)	23.26	21.40	19.54	CALL
TUBEXP-0.25	Expandable Braid Sleeving, .25" (0.6cm) Diameter, 100ft (30.5m)	29.22	26.88	24.55	CALL
TUBEXP-0.5	Expandable Braid Sleeving, .5" (1.3cm) Diameter, 100ft (30.5m)	39.95	36.75	33.55	CALL

Item #	Description	List Price			
3M Heat Shrink Tubing Kits					
SPVFP301-BLK	Heat Shrink Kit, Black Colors	69.42			
SPVFP301-ASST	Heat Shrink Kit, Assorted Colors	69.42			
3M Copper Foil Shielding Tape with Conductive Adhesive					
TAP1181-3/8	Copper Foil Shielding Tape, 2.6 MIL x 3/8 inch (1.0cm) W x 18 Yards (16.5m)	18.64			
TAP1181-3/4	Copper Foil Shielding Tape, 2.6 MIL x 3/4 inch (1.9cm) W x 18 Yards (16.5m)	36.57			

Item #	Description	List Price
--------	-------------	------------

Greenlee Ratchet Kits and Wrench

Three options are available to use with the punches below. 34941 is a 1 inch hex ratchet wrench only. 7238SB includes the ratchet wrench plus several dies. LS50L11A is a battery operated tool with a 360 degree rotating head capable of punching holes in half the time required for manual ratchets.

PUNHT-34941	Ratchet Wrench (Greenlee # 34941)	69.37
PUNHT-7238SB	Ratchet Wrench & Die Set Kit (Greenlee # 7238SB)	474.94
PUNHT-LS50L11A	Battery Powered Ratchet Kit (Greenlee # LS50L11A)	1670.30

Greenlee Punches - Punch Holes in Metal Boxes or Panels

Easy to use Greenlee holemaking punches for small to medium sized projects. All kits include punch, die and draw stud. 3 new punch driver options available.

PUNDHOLE0.5	Punch, D-Hole 0.5" Diameter (Greenlee # 60077)	218.79
PUNDB9	Punch, DB9/HDB15 Hole (Greenlee # 229)	538.98
PUNDB15	Punch, DB15/HDB26 Hole (Greenlee 231)	538.98
PUNDB25	Punch, DB25/HDB44 Hole (Greenlee # RS232)	538.98
PUNDB37	Punch, DB37/HDB62 Hole (Greenlee # 234)	581.67
PUNDB50	Punch, DB50/HDB78 Hole (Greenlee # 238)	581.67

Bulk Multiconductor Data Cable - 24 AWG Stranded Conductors

This is one of the most popular choices for data cable applications. Conductors are 24 AWG 7/32 stranded conductors with PVC insulation. Jacket is also PVC, color is soft gray. Foil shielding with tinned drain wire. Choose from 4, 9, 15 or 25 conductors and 100 foot coils or 500 and 1,000 foot (30.5m, 152.4m & 304.8m) spools. UL and CSA Listed.

CS4-100	4 Conductor 24 AWG Bulk Cable, 100ft (30.5m) Coil	27.42
CS4-500	4 Conductor 24 AWG Bulk Cable, 500ft (152.4m) Spool	137.09
CS4-1000	4 Conductor 24 AWG Bulk Cable, 1000ft (304.8m) Spool	274.18
CS9-100	9 Conductor 24 AWG Bulk Cable, 100ft (30.5m) Coil	38.85
CS9-500	9 Conductor 24 AWG Bulk Cable, 500ft (152.4m) Spool	194.21
CS9-1000	9 Conductor 24 AWG Bulk Cable, 1000ft (304.8m) Spool	388.42
CS15-100	15 Conductor 24 AWG Bulk Cable, 100ft (30.5m) Coil	57.13
CS15-500	15 Conductor 24 AWG Bulk Cable, 500ft (152.4m) Spool	285.61
CS15-1000	15 Conductor 24 AWG Bulk Cable, 1000ft (304.8m) Spool	571.21
CS25-100	25 Conductor 24 AWG Bulk Cable, 100ft (30.5m) Coil	91.39
CS25-500	25 Conductor 24 AWG Bulk Cable, 500ft (152.4m) Spool	456.96
CS25-1000	25 Conductor 24 AWG Bulk Cable, 1000ft (304.8m) Spool	913.93

Bulk Twisted Pair Data Cable - Double Shielded, 26 AWG Stranded Conductors

Twisted pair bulk cable features difficult to find 26 AWG conductors with foil, drain wire and braid shield as well as a flexible PVC jacket. Choose from 5, 12.5, 19, or 25 pairs in 100, 500 or 1,000 foot (30.5m, 152.4m & 304.8m) spools. Jacket color is light gray.

CSTP5-100	5 Pair 26 AWG Bulk Cable, 100ft (30.5m) Spool	64.63
CSTP5-500	5 Pair 26 AWG Bulk Cable, 500ft (152.4m) Spool	323.14
CSTP5-1000	5 Pair 26 AWG Bulk Cable, 1000ft (304.8m) Spool	615.50
CSTP12.5-100	12.5 Pair 26 AWG Bulk Cable, 100ft (30.5m) Spool	155.59
CSTP12.5-500	12.5 Pair 26 AWG Bulk Cable, 500ft (152.4m) Spool	777.93
CSTP12.5-1000	12.5 Pair 26 AWG Bulk Cable, 1000ft (304.8m) Spool	1481.77
CSTP19-100	19 Pair 26 AWG Bulk Cable, 100ft (30.5m) Spool	191.49
CSTP19-500	19 Pair 26 AWG Bulk Cable, 500ft (152.4m) Spool	957.45
CSTP19-1000	19 Pair 26 AWG Bulk Cable, 1000ft (304.8m) Spool	1823.71
CSTP25-100	25 Pair 26 AWG Bulk Cable, 100ft (30.5m) Spool	323.14
CSTP25-500	25 Pair 26 AWG Bulk Cable, 500ft (152.4m) Spool	1615.69

Low Smoke Zero Halogen Data Cable - Double Shielded, 24 AWG Stranded Conductors

Low smoke zero halogen cable reduces the amount of toxic and corrosive gasses emitted during combustion. Typically used in poorly ventilated areas, low smoke zero halogen is becoming very popular with military contractors. Cable construction features 24 AWG stranded tinned copper conductors with high density polyethylene insulation, overall aluminum polyester foil shield with tinned copper braid and a 24 AWG drain wire. Cable jacket color is black. Choose from 9, 15, or 25 conductor cable and 100, 500, or 1,000 foot (30.5m, 152.4m & 304.8m) put ups. L-com will manufacture cable assemblies featuring low smoke zero halogen cable with modest minimum requirements.

CSLSZH09-100	9 Conductor 24 AWG LSZH Bulk Cable, 100ft (30.5m) Coil	89.56
CSLSZH09-500	9 Conductor 24 AWG LSZH Bulk Cable, 500ft (152.4m) Spool	447.82
CSLSZH09-1000	9 Conductor 24 AWG LSZH Bulk Cable, 1000ft (304.8m) Spool	895.65
CSLSZH15-100	15 Conductor 24 AWG LSZH Bulk Cable, 100ft (30.5m) Coil	153.54
CSLSZH15-500	15 Conductor 24 AWG LSZH Bulk Cable, 500ft (152.4m) Spool	767.70
CSLSZH15-1000	15 Conductor 24 AWG LSZH Bulk Cable, 1000ft (304.8m) Spool	1535.40
CSLSZH25-100	25 Conductor 24 AWG LSZH Bulk Cable, 100ft (30.5m) Coil	191.92
CSLSZH25-500	25 Conductor 24 AWG LSZH Bulk Cable, 500ft (152.4m) Spool	959.62
CSLSZH25-1000	25 Conductor 24 AWG LSZH Bulk Cable, 1000ft (304.8m) Spool	1919.25


Heavy Duty Double Shielded Multiconductor Data Cable - 20 AWG Conductors, Foil + Braid Shield

Large gauge cable is now available for applications requiring higher current than typical data systems use. Features a dark gray UL2464 listed PVC jacket, aluminum mylar foil shield, tinned copper braid and 20 AWG stranded conductors. Available in 100, 500 or 1,000 foot (30.5m, 152.4m and 304.8m) spools.


CSCPMS09-100	9 Conductor 20 AWG Double Shielded Bulk Cable, 100ft (30.5m) Coil	237.62
CSCPMS09-500	9 Conductor 20 AWG Double Shielded Bulk Cable, 500ft (152.4m) Spool	1127.18
CSCPMS09-1000	9 Conductor 20 AWG Double Shielded Bulk Cable, 1000ft (304.8m) Spool	2132.50
CSCPMS15-100	15 Conductor 20 AWG Double Shielded Bulk Cable, 100ft (30.5m) Coil	365.57
CSCPMS15-500	15 Conductor 20 AWG Double Shielded Bulk Cable, 500ft (152.4m) Spool	1766.93
CSCPMS15-1000	15 Conductor 20 AWG Double Shielded Bulk Cable, 1000ft (304.8m) Spool	3351.07
CSCPMS25-100	25 Conductor 20 AWG Double Shielded Bulk Cable, 100ft (30.5m) Coil	639.75
CSCPMS25-500	25 Conductor 20 AWG Double Shielded Bulk Cable, 500ft (152.4m) Spool	3046.43
CSCPMS25-1000	25 Conductor 20 AWG Double Shielded Bulk Cable, 1000ft (304.8m) Spool	5788.21




Multiconductor




Bulk Twisted Pair



Low Smoke Zero Halogen



PVC Large Gauge





USB Connectors Tutorial

What is USB?

Universal Serial Bus is a high speed connectivity standard enabling simple plug and play connections to devices such as printers, digital cameras, camcorders, keyboards and mice. The standard is supported by many leading suppliers of computers and peripherals. An attractive advantage of USB is that the devices are hot pluggable meaning a live connection/disconnection without data loss or interruption. Currently there are three relevant revisions of USB, 2.0, 3.0, and 3.1. USB 3.0 is an emerging standard that allows

large amounts of data or video to be transferred up to 10 times faster than USB 2.0. However, USB 2.0 is still much more common in the marketplace and is expected to remain relevant for applications that do not require large amounts of data to be moved. It is important to note that in order to take advantage of the increased bandwidth USB 3.0 provides all components must be 3.0 compliant - host, cables and peripherals. Otherwise the bandwidth will perform to the lowest rated component. USB 3.1 utilizes the

type C connector, which is only backwards compatible through the use of an 3.0 adapter or cable that also uses a type C connector. USB 3.1 cables utilize a type C connector on each end.


Applications

Initially USB products were used mainly to link computers and their associated peripherals. Today USB is used in nearly every market including communications, entertainment, medical and automotive.


USB Connectors

The USB specification requires a host system to be equipped with an A type jack. The B / mini B type jack is typically found on peripheral devices requiring detachable cables. Therefore, detachable USB cables are configured as an A to B / mini B male combination which prevents improper bus configurations and topology miswiring. USB 3.1 cables work differently. Both sides utilize the type C connector, the cable will work regardless of which way it is plugged in.


For a complete listing of USB Connectors, see the Connector Chart on the inside back cover of this catalog or online at L-com.com/ConnectorChart



USB 2.0 Cable Construction




USB 3.0 Cable Construction



USB 3.0 adds two shielded data pairs to the USB 2.0 cable specifications. This addition allows for the faster performance in downloading data or video. Similar concept to changing a 2 lane highway to a 6 lane highway - much more traffic can pass through.

USB 3.1 Cable Construction



USB 3.1 cable utilizes 8 mini coax lines and 1 shielded twisted pair for data transfer. One large power conductor along with smaller ground and configurators complete this more sophisticated, high speed cable. Please note that this is an emerging technology and this specification is subject to change.

Item #	Description	Color	1-9	10-24	25-99	100+
--------	-------------	-------	-----	-------	-------	------

USB 3.1 Cable Assemblies

The new type C connector provides a compact, easy to use interface that is quickly spreading across the electronics market. We offer not only the newest Type C to Type C assemblies for cutting edge equipment, but also type C to traditional 3.0 USB connectors, allowing older devices or peripherals to interface with the newest equipment.

USB 3.1 Type C to Type C Cable Assemblies

CAU31CC-03M	USB 3.1 Cable, Type C/C, 0.3m	Black	15.96	15.00	14.04	CALL
CAU31CC-05M	USB 3.1 Cable, Type C/C, 0.5m	Black	16.39	15.41	14.43	CALL
CAU31CC-1M	USB 3.1 Cable, Type C/C, 1.0m	Black	17.55	16.50	15.45	CALL
CAU31CC-2M*	USB 3.0 Cable, Type C/C, 2.0m	Black	19.80	18.61	17.43	CALL
CAU31CC-3M*	USB 3.0 Cable, Type C/C, 3.0m	Black	22.12	20.80	19.47	CALL
CAU31CC-5M*	USB 2.0 Cable, Type C/C, 5.0m	Black	26.69	25.09	23.49	CALL

USB 3.1 Type A to Type C Cable Assemblies

CAU31CA-03M	USB 3.1 Cable, Type A/C, 0.3m	Black	15.16	14.25	13.34	CALL
CAU31CA-05M	USB 3.1 Cable, Type A/C, 0.5m	Black	15.57	14.64	13.71	CALL
CAU31CA-1M	USB 3.1 Cable, Type A/C, 1.0m	Black	16.67	15.67	14.67	CALL
CAU31CA-2M*	USB 3.0 Cable, Type A/C, 2.0m	Black	18.81	17.68	16.55	CALL
CAU31CA-3M*	USB 3.0 Cable, Type A/C, 3.0m	Black	21.01	19.75	18.49	CALL
CAU31CA-5M*	USB 2.0 Cable, Type A/C, 5.0m	Black	25.36	23.83	22.31	CALL

USB 3.1 Type C to Type B Cable Assemblies

CAU31CB-03M	USB 3.1 Cable, Type C/B, 0.3m	Black	15.16	14.25	13.34	CALL
CAU31CB-05M	USB 3.1 Cable, Type C/B, 0.5m	Black	15.57	14.64	13.71	CALL
CAU31CB-1M	USB 3.1 Cable, Type C/B, 1.0m	Black	16.67	15.67	14.67	CALL
CAU31CB-2M*	USB 3.0 Cable, Type C/B, 2.0m	Black	18.81	17.68	16.55	CALL
CAU31CB-3M*	USB 3.0 Cable, Type C/B, 3.0m	Black	21.01	19.75	18.49	CALL
CAU31CB-5M*	USB 2.0 Cable, Type C/B, 5.0m	Black	25.36	23.83	22.31	CALL

USB 3.1 Type C to Type Micro B Cable Assemblies

CAU31CMICB-03M	USB 3.1 Cable, Type C/Micro B, 0.3m	Black	15.16	14.25	13.34	CALL
CAU31CMICB-05M	USB 3.1 Cable, Type C/Micro B, 0.5m	Black	15.57	14.64	13.71	CALL
CAU31CMICB-1M	USB 3.1 Cable, Type C/Micro B, 1.0m	Black	16.67	15.67	14.67	CALL
CAU31CMICB-2M*	USB 3.0 Cable Type C/Micro B, 2.0m	Black	18.81	17.68	16.55	CALL
CAU31CMICB-3M*	USB 3.0 Cable Type C/Micro B, 3.0m	Black	21.01	19.75	18.49	CALL
CAU31CMICB-5M*	USB 2.0 Cable Type C/Micro B, 5.0m	Black	25.36	23.83	22.31	CALL

*Lengths longer than 1m will default to USB 3.0 compliancy, lengths longer than 3m default to USB 2.0.

USB 3.0 Cable Assemblies

USB 3.0 cables are up to 10 times faster than USB 2.0 - 4.8 Gbps versus 480 Mbps. The increased bandwidth substantially reduces the time required for transferring large amounts of data or video. For example, an HD movie that would require 14 minutes to download with USB 2.0 devices and cables would take approximately 70 seconds using USB 3.0 equipment. The key change in the cables allowing for more speed is the addition of two data pairs bringing the number of conductors to eight.

USB 3.0 Cables - Type A to Type A Connectors

CAU3AA-03M	USB 3.0 Cable, Type A/A, 0.3m	Blue	11.40	10.49	9.57	CALL
CAU3AA-05M	USB 3.0 Cable, Type A/A, 0.5m	Blue	11.71	10.77	9.84	CALL
CAU3AA-075M	USB 3.0 Cable, Type A/A, 0.75m	Blue	12.18	11.20	10.23	CALL
CAU3AA-1M	USB 3.0 Cable, Type A/A, 1.0m	Blue	12.54	11.53	10.53	CALL
CAU3AA-2M	USB 3.0 Cable, Type A/A, 2.0m	Blue	14.14	13.01	11.88	CALL
CAU3AA-5M	USB 3.0 Cable, Type A/A, 5.0m	Blue	19.07	17.54	16.02	CALL

USB 3.0 Cables - Type A to Type B Connectors

CAU3AB-03M	USB 3.0 Cable, Type A/B, 0.3m	Blue	11.92	10.96	10.01	CALL
CAU3AB-05M	USB 3.0 Cable, Type A/B, 0.5m	Blue	12.28	11.30	10.31	CALL
CAU3AB-1M	USB 3.0 Cable, Type A/B, 1.0m	Blue	13.06	12.01	10.97	CALL
CAU3AB-3M	USB 3.0 Cable, Type A/B, 3.0m	Blue	16.32	15.01	13.71	CALL
CAU3AB-5M	USB 3.0 Cable, Type A/B, 5.0m	Blue	19.58	18.02	16.45	CALL

USB 3.0 Compliant Cables - Type A to Micro B Connectors

CAU3AMICB-03M	USB 3.0 Cable, Type A/Micro B, 0.3m	Blue	13.32	12.25	11.18	CALL
CAU3AMICB-05M	USB 3.0 Cable, Type A/Micro B, 0.5m	Blue	13.63	12.54	11.45	CALL
CAU3AMICB-075M	USB 3.0 Cable, Type A/Micro B, 0.75m	Blue	14.04	12.92	11.79	CALL
CAU3AMICB-2M	USB 3.0 Cable, Type A/Micro B, 2.0m	Blue	16.06	14.78	13.49	CALL
CAU3AMICB-3M	USB 3.0 Cable, Type A/Micro B, 3.0m	Blue	17.72	16.30	14.88	CALL
CAU3AMICB-5M	USB 3.0 Cable, Type A/Micro B, 5.0m	Blue	20.98	19.30	17.63	CALL

USB 3.0 Compliant Extension Cables - Type A Male to Female Connectors

CAU3AX-03M	USB 3.0 Extension Cable, Type A Male/Female, 0.3m	Blue	12.49	11.49	10.49	CALL
CAU3AX-05M	USB 3.0 Extension Cable, Type A Male/Female, 0.5m	Blue	12.80	11.77	10.75	CALL
CAU3AX-075M	USB 3.0 Extension Cable, Type A Male/Female, 0.75m	Blue	13.26	12.20	11.14	CALL
CAU3AX-1M	USB 3.0 Extension Cable, Type A Male/Female, 1.0m	Blue	13.63	12.54	11.45	CALL
CAU3AX-3M	USB 3.0 Extension Cable, Type A Male/Female, 3.0m	Blue	16.89	15.54	14.19	CALL

USB 3.0 Low Smoke Zero Halogen (LSZH) Cable Assemblies - Type A to A or A to B Connectors

L-com's CAU3ZAB series of USB 3.0 cables feature Low Smoke Zero Halogen cable jackets which reduce the amount of toxic and corrosive gases emitted during combustion.

Low Smoke Zero Halogen (LSZH) USB 3.0 Cables - Type A to A Connectors


CAU3ZAA-03M	LSZH USB 3.0 Cable, Type A/A, 0.3m	Black	14.91	14.02	13.12	CALL
CAU3ZAA-05M	LSZH USB 3.0 Cable, Type A/A, 0.5m	Black	15.64	14.70	13.76	CALL
CAU3ZAA-1M	LSZH USB 3.0 Cable, Type A/A, 1.0m	Black	17.40	16.35	15.31	CALL
CAU3ZAA-2M	LSZH USB 3.0 Cable, Type A/A, 2.0m	Black	20.82	19.57	18.32	CALL
CAU3ZAA-3M	LSZH USB 3.0 Cable, Type A/A, 3.0m	Black	24.34	22.88	21.42	CALL
CAU3ZAA-5M	LSZH USB 3.0 Cable, Type A/A, 5.0m	Black	31.28	29.41	27.53	CALL


Low Smoke Zero Halogen (LSZH) USB 3.0 Cables - Type A to B Connectors

CAU3ZAB-03M	LSZH USB 3.0 Cable, Type A/B, 0.3m	Black	15.95	14.99	14.03	CALL
CAU3ZAB-05M	LSZH USB 3.0 Cable, Type A/B, 0.5m	Black	16.78	15.77	14.76	CALL
CAU3ZAB-1M	LSZH USB 3.0 Cable, Type A/B, 1.0m	Black	18.43	17.33	16.22	CALL
CAU3ZAB-2M	LSZH USB 3.0 Cable, Type A/B, 2.0m	Black	21.85	20.54	19.23	CALL
CAU3ZAB-3M	LSZH USB 3.0 Cable, Type A/B, 3.0m	Black	25.38	23.85	22.33	CALL
CAU3ZAB-5M	LSZH USB 3.0 Cable, Type A/B, 5.0m	Black	32.32	30.38	28.44	CALL

Low Smoke Zero Halogen (LSZH) USB 3.0 Cables - Type A to Micro B Connectors

CAU3ZAMICB-03M	LSZH USB 3.0 Cable, Type A/Micro B, 0.3m	Black	16.57	15.57	14.58	CALL
CAU3ZAMICB-05M	LSZH USB 3.0 Cable, Type A/Micro B, 0.5m	Black	17.29	16.26	15.22	CALL
CAU3ZAMICB-1M	LSZH USB 3.0 Cable, Type A/Micro B, 1.0m	Black	18.95	17.81	16.68	CALL
CAU3ZAMICB-2M	LSZH USB 3.0 Cable, Type A/Micro B, 2.0m	Black	22.48	21.13	19.78	CALL
CAU3ZAMICB-3M	LSZH USB 3.0 Cable, Type A/Micro B, 3.0m	Black	25.89	24.34	22.79	CALL
CAU3ZAMICB-5M	LSZH USB 3.0 Cable, Type A/Micro B, 5.0m	Black	32.84	30.87	28.90	CALL





Item #	Description	Color	1-9	10-24	25-99	100+
USB 3.0 Angled Cable Assemblies						
These USB cables provide a simple solution for many applications where space is limited. These cable assemblies utilize an up or down angled type A, type B, or type Micro B connector in various lengths off the shelf.						
USB 3.0 Type A to Type A 90 Degree Angle, Down Cable Assemblies						
CA3A-90DA-03M	USB Cable, Type A Straight/Type A 90 Degree Angle, Down 0.3m	Blue	17.10	15.73	14.36	CALL
CA3A-90DA-05M	USB Cable, Type A Straight/Type A 90 Degree Angle, Down 0.5m	Blue	17.56	16.16	14.75	CALL
CA3A-90DA-1M	USB Cable, Type A Straight/Type A 90 Degree Angle, Down 1.0m	Blue	18.81	17.30	15.80	CALL
CA3A-90DA-2M	USB Cable, Type A Straight/Type A 90 Degree Angle, Down 2.0m	Blue	21.22	19.52	17.83	CALL
CA3A-90DA-3M	USB Cable, Type A Straight/Type A 90 Degree Angle, Down 3.0m	Blue	23.71	21.81	19.91	CALL
CA3A-90DA-5M	USB Cable, Type A Straight/Type A 90 Degree Angle, Down 5.0m	Blue	28.60	26.31	24.02	CALL
USB 3.0 Type A to Type B 90 Degree Angle, Down Cable Assemblies						
CA3A-90DB-03M	USB Cable, Type A Straight/Type B 90 Degree Angle, Down 0.3m	Blue	17.87	16.44	15.01	CALL
CA3A-90DB-05M	USB Cable, Type A Straight/Type B 90 Degree Angle, Down 0.5m	Blue	18.39	16.92	15.45	CALL
CA3A-90DB-1M	USB Cable, Type A Straight/Type B 90 Degree Angle, Down 1.0m	Blue	19.58	18.02	16.45	CALL
CA3A-90DB-2M	USB Cable, Type A Straight/Type B 90 Degree Angle, Down 2.0m	Blue	22.07	20.31	18.54	CALL
CA3A-90DB-3M	USB Cable, Type A Straight/Type B 90 Degree Angle, Down 3.0m	Blue	24.49	22.53	20.57	CALL
CA3A-90DB-5M	USB Cable, Type A Straight/Type B 90 Degree Angle, Down 5.0m	Blue	29.38	27.03	24.68	CALL
USB 3.0 Type A to Type Micro B, Down Cable Assemblies						
CA3A-90DMICB-03M	USB Cable, Type A Straight/Type Micro B, Down 0.3m	Blue	19.98	18.38	16.78	CALL
CA3A-90DMICB-05M	USB Cable, Type A Straight/Type Micro B, Down 0.5m	Blue	20.44	18.81	17.17	CALL
CA3A-90DMICB-1M	USB Cable, Type A Straight/Type Micro B, Down 1.0m	Blue	21.69	19.95	18.22	CALL
CA3A-90DMICB-2M	USB Cable, Type A Straight/Type Micro B, Down 2.0m	Blue	24.09	22.16	20.24	CALL
CA3A-90DMICB-3M	USB Cable, Type A Straight/Type Micro B, Down 3.0m	Blue	26.58	24.45	22.33	CALL
CA3A-90DMICB-5M	USB Cable, Type A Straight/Type Micro B, Down 5.0m	Blue	31.48	28.96	26.44	CALL
USB 3.0 Type A to Type A 90 Degree Angle, Up Cable Assemblies						
CA3A-90UA-03M	USB Cable, Type A Straight/Type A 90 Degree Angle, Up 0.3m	Blue	17.10	15.73	14.36	CALL
CA3A-90UA-05M	USB Cable, Type A Straight/Type A 90 Degree Angle, Up 0.5m	Blue	17.56	16.16	14.75	CALL
CA3A-90UA-1M	USB Cable, Type A Straight/Type A 90 Degree Angle, Up 1.0m	Blue	18.81	17.30	15.80	CALL
CA3A-90UA-2M	USB Cable, Type A Straight/Type A 90 Degree Angle, Up 2.0m	Blue	21.22	19.52	17.83	CALL
CA3A-90UA-3M	USB Cable, Type A Straight/Type A 90 Degree Angle, Up 3.0m	Blue	23.71	21.81	19.91	CALL
CA3A-90UA-5M	USB Cable, Type A Straight/Type A 90 Degree Angle, Up 5.0m	Blue	28.60	26.31	24.02	CALL
USB 3.0 Type A to Type B 90 Degree Angle, Up Cable Assemblies						
CA3A-90UB-03M	USB Cable, Type A Straight/Type B 90 Degree Angle, Up 0.3m	Blue	17.87	16.44	15.01	CALL
CA3A-90UB-05M	USB Cable, Type A Straight/Type B 90 Degree Angle, Up 0.5m	Blue	18.39	16.92	15.45	CALL
CA3A-90UB-1M	USB Cable, Type A Straight/Type B 90 Degree Angle, Up 1.0m	Blue	19.58	18.02	16.45	CALL
CA3A-90UB-2M	USB Cable, Type A Straight/Type B 90 Degree Angle, Up 2.0m	Blue	22.07	20.31	18.54	CALL
CA3A-90UB-3M	USB Cable, Type A Straight/Type B 90 Degree Angle, Up 3.0m	Blue	24.49	22.53	20.57	CALL
CA3A-90UB-5M	USB Cable, Type A Straight/Type B 90 Degree Angle, Up 5.0m	Blue	29.38	27.03	24.68	CALL
USB 3.0 Type A to Type Micro B, Up Cable Assemblies						
CA3A-90UMICB-03M	USB Cable, Type A Straight/Type Micro B, Up 0.3m	Blue	19.98	18.38	16.78	CALL
CA3A-90UMICB-05M	USB Cable, Type A Straight/Type Micro B, Up 0.5m	Blue	20.44	18.81	17.17	CALL
CA3A-90UMICB-1M	USB Cable, Type A Straight/Type Micro B, Up 1.0m	Blue	21.69	19.95	18.22	CALL
CA3A-90UMICB-2M	USB Cable, Type A Straight/Type Micro B, Up 2.0m	Blue	24.09	22.16	20.24	CALL
CA3A-90UMICB-3M	USB Cable, Type A Straight/Type Micro B, Up 3.0m	Blue	26.58	24.45	22.33	CALL
CA3A-90UMICB-5M	USB Cable, Type A Straight/Type Micro B, Up 5.0m	Blue	31.48	28.96	26.44	CALL

Tip Defining Angled USB 3.0 Cable Assemblies

Angled connector hoods help connect USB cables in tight places. L-com now offers two options each for standard A, B and micro B style connectors. The photos below detail the connector position relative to the cable entry direction.


A Style Connectors

For A style connectors, the position of the connector dielectric* is key in determining the correct angle for your application. *Note: The connector dielectric is the plastic material that contains the contacts.



B Style Connectors

For B style connectors, the extended hood of the connector is key in determining the correct angle for your application.



For Micro B connectors, the two latches on the connector are key in determining the correct angle for your application. Reference the location of the latches in the photos below:



Tip What is the difference between a USB Type A or B connector?

Type A jacks are found on the host and on hubs.





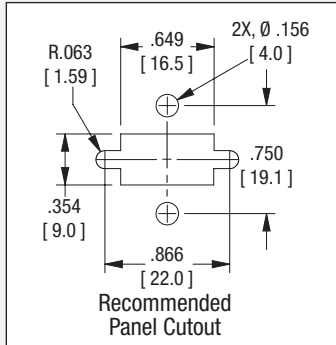

Type B jacks are found on peripherals requiring detachable cables.



Tip *USB 3.0 Machine Vision Panel Mount Cable Assemblies*

L-com now offers a panel mount variation of its Machine Vision cable assemblies. The four imbedded screw slots allow this extension cable to be securely mounted to a panel, while maintaining a secure connection with the side thumbscrews.

For this type A receptacle, the top and bottom holes are used to mount the cable to the panel, while the side holes are used to screw down the mating connector.



Item #	Description	Color	1-9	10-24	25-99	100+
--------	-------------	-------	-----	-------	-------	------

USB 3.0 Machine Vision Panel Mount Cable Assemblies

This Machine Vision compliant extension cable provides a secure panel mountable connection that is able to maintain the secure thumbscrew interconnect needed in these systems. By utilizing two mounting holes in addition to the two thumbscrew receptacles, these assemblies ensure that the extension will remain firmly mounted, even if the mating cable is removed and mated frequently.

UPMVISA30-03M	USB 3.0 Machine Vision Panel Mount Cable, 0.3m	Blue	19.58	18.41	17.23	CALL
UPMVISA30-05M	USB 3.0 Machine Vision Panel Mount Cable, 0.5m	Blue	20.21	18.99	17.78	CALL
UPMVISA30-1M	USB 3.0 Machine Vision Panel Mount Cable, 1.0m	Blue	21.40	20.11	18.83	CALL
UPMVISA30-2M	USB 3.0 Machine Vision Panel Mount Cable, 2.0m	Blue	24.09	22.65	21.20	CALL

USB 3.0 Vision Cable Assemblies with Thumbscrews

These cables are manufactured per the USB3 Vision standard. In addition to supporting the machine vision camera market, the screw mount hardware is beneficial in many applications where standard USB connectors can become dislodged due to jostling, vibration, etc. L-com is a member of the AIA (Automated Imaging Association) trade group.

USB 3.0 Cables - Type A with Thumbscrews to Standard Type A

CAVISU3AA-03M	USB 3.0 Cable, Type A with Thumbscrews/Standard Type A, 0.3m	Blue	15.65	14.71	13.77	CALL
CAVISU3AA-05M	USB 3.0 Cable, Type A with Thumbscrews/Standard Type A, 0.5m	Blue	16.06	15.10	14.13	CALL
CAVISU3AA-1M	USB 3.0 Cable, Type A with Thumbscrews/Standard Type A, 1.0m	Blue	17.10	16.07	15.05	CALL
CAVISU3AA-2M	USB 3.0 Cable, Type A with Thumbscrews/Standard Type A, 2.0m	Blue	19.17	18.02	16.87	CALL
CAVISU3AA-3M	USB 3.0 Cable, Type A with Thumbscrews/Standard Type A, 3.0m	Blue	21.24	19.97	18.69	CALL
CAVISU3AA-5M	USB 3.0 Cable, Type A with Thumbscrews/Standard Type A, 5.0m	Blue	25.39	23.86	22.34	CALL

USB 3.0 Cables - Type A with Thumbscrews to Standard Type B

CAVISU3AB-03M	USB 3.0 Cable, Type A with Thumbscrews/Standard Type B, 0.3m	Blue	16.68	15.68	14.68	CALL
CAVISU3AB-05M	USB 3.0 Cable, Type A with Thumbscrews/Standard Type B, 0.5m	Blue	17.10	16.07	15.05	CALL
CAVISU3AB-1M	USB 3.0 Cable, Type A with Thumbscrews/Standard Type B, 1.0m	Blue	18.13	17.05	15.96	CALL
CAVISU3AB-2M	USB 3.0 Cable, Type A with Thumbscrews/Standard Type B, 2.0m	Blue	20.21	18.99	17.78	CALL
CAVISU3AB-3M	USB 3.0 Cable, Type A with Thumbscrews/Standard Type B, 3.0m	Blue	22.28	20.94	19.60	CALL
CAVISU3AB-5M	USB 3.0 Cable, Type A with Thumbscrews/Standard Type B, 5.0m	Blue	26.42	24.84	23.25	CALL

USB 3.0 Cables - Type Micro B with Thumbscrews to Standard Type A

CAVISU3AMICB-03M	USB 3.0 Cable, Type Micro B with Thumbscrews/Standard Type A, 0.3m	Blue	17.72	16.66	15.59	CALL
CAVISU3AMICB-05M	USB 3.0 Cable, Type Micro B with Thumbscrews/Standard Type A, 0.5m	Blue	18.13	17.05	15.96	CALL
CAVISU3AMICB-1M	USB 3.0 Cable, Type Micro B with Thumbscrews/Standard Type A, 1.0m	Blue	19.17	18.02	16.87	CALL
CAVISU3AMICB-2M	USB 3.0 Cable, Type Micro B with Thumbscrews/Standard Type A, 2.0m	Blue	21.24	19.97	18.69	CALL
CAVISU3AMICB-3M	USB 3.0 Cable, Type Micro B with Thumbscrews/Standard Type A, 3.0m	Blue	23.31	21.92	20.52	CALL
CAVISU3AMICB-5M	USB 3.0 Cable, Type Micro B with Thumbscrews/Standard Type A, 5.0m	Blue	27.46	25.81	24.16	CALL

USB 3.0 Cables - Type A and B with Thumbscrews



CAVISU3AB-2-03M	USB 3.0 Cable, Type A/Type B with Thumbscrews, 0.3m	Blue	17.72	16.66	15.59	CALL
CAVISU3AB-2-05M	USB 3.0 Cable, Type A/Type B with Thumbscrews, 0.5m	Blue	18.13	17.05	15.96	CALL
CAVISU3AB-2-1M	USB 3.0 Cable, Type A/Type B with Thumbscrews, 1.0m	Blue	19.17	18.02	16.87	CALL
CAVISU3AB-2-2M	USB 3.0 Cable, Type A/Type B with Thumbscrews, 2.0m	Blue	21.24	19.97	18.69	CALL
CAVISU3AB-2-3M	USB 3.0 Cable, Type A/Type B with Thumbscrews, 3.0m	Blue	23.31	21.92	20.52	CALL
CAVISU3AB-2-5M	USB 3.0 Cable, Type A/Type B with Thumbscrews, 5.0m	Blue	27.46	25.81	24.16	CALL

USB 3.0 Cables - Type A and Micro B with Thumbscrews

CAVISU3AMICB-2-03M	USB 3.0 Cable, Type A/Type Micro B with Thumbscrews, 0.3m	Blue	17.72	16.66	15.59	CALL
CAVISU3AMICB-2-05M	USB 3.0 Cable, Type A/Type Micro B with Thumbscrews, 0.5m	Blue	18.13	17.05	15.96	CALL
CAVISU3AMICB-2-1M	USB 3.0 Cable, Type A/Type Micro B with Thumbscrews, 1.0m	Blue	19.17	18.02	16.87	CALL
CAVISU3AMICB-2-2M	USB 3.0 Cable, Type A/Type Micro B with Thumbscrews, 2.0m	Blue	21.24	19.97	18.69	CALL
CAVISU3AMICB-2-3M	USB 3.0 Cable, Type A/Type Micro B with Thumbscrews, 3.0m	Blue	23.31	21.92	20.52	CALL
CAVISU3AMICB-2-5M	USB 3.0 Cable, Type A/Type Micro B with Thumbscrews, 5.0m	Blue	27.46	25.81	24.16	CALL

USB Protective Covers - Pkg/10

CVRUSB-A	USB Protective Cover for USB 2.0 and 3.0 Type A Plugs, Pkg/10	Black	6.58	6.06	5.53	CALL
CVRUSB3.0-B	USB Protective Cover for USB 3.0 Type B Plugs, Pkg/10	Black	6.58	6.06	5.53	CALL
CVRUSB3.0-MICB	USB Protective Cover for USB 3.0 Type Micro B Plugs, Pkg/10	Black	6.58	6.06	5.53	CALL



Item #	Description	Color	1-9	10-24	25-99	100+
Premium USB 2.0 Cables - Type A to Type A Con., PVC Jacket, 30µ (0.762µm) Gold, 20 AWG Power Leads						
Premium USB 2.0 cables contain 20 AWG power wires for maximum power transfer.						
CSMUAA-03M	Premium USB Cable, Type A/A, 0.3m	Lt. Gray	8.03	7.39	6.75	CALL
CSMUAA-05M	Premium USB Cable, Type A/A, 0.5m	Lt. Gray	8.24	7.58	6.92	CALL
CSMUAA-1M	Premium USB Cable, Type A/A, 1.0m	Lt. Gray	8.76	8.06	7.35	CALL
CSMUAA-2M	Premium USB Cable, Type A/A, 2.0m	Lt. Gray	9.79	9.01	8.23	CALL
CSMUAA-4M	Premium USB Cable, Type A/A, 4.0m	Lt. Gray	12.38	11.39	10.40	CALL
CSMUAA-5M	Premium USB Cable, Type A/A, 5.0m	Lt. Gray	12.90	11.87	10.84	CALL

Premium USB 2.0 Cables - Type A to Type B Con., PVC Jacket, 30µ (0.762µm) Gold, 20 AWG Power Leads						
CSMUAB-03M	Premium USB Cable, Type A/B, 0.3m	Lt. Gray	6.99	6.43	5.88	CALL
CSMUAB-075M	Premium USB Cable, Type A/B, 0.75m	Lt. Gray	7.46	6.86	6.27	CALL
CSMUAB-1M	Premium USB Cable, Type A/B, 1.0m	Lt. Gray	7.72	7.10	6.48	CALL
CSMUAB-2M	Premium USB Cable, Type A/B, 2.0m	Lt. Gray	8.76	8.06	7.35	CALL
CSMUAB-3M	Premium USB Cable, Type A/B, 3.0m	Lt. Gray	9.79	9.01	8.23	CALL
CSMUAB-4M	Premium USB Cable, Type A/B, 4.0m	Lt. Gray	10.83	9.96	9.10	CALL
CSMUAB-5M	Premium USB Cable, Type A/B, 5.0m	Lt. Gray	11.86	10.92	9.97	CALL

Premium USB 2.0 Ext. Cables - Type A Male to Female, PVC Jacket, 30µ (0.762µm) Gold, 20 AWG Power Leads						
CSMUAX-05M	Premium USB Extension Cable, Type A Male/Female, 0.5m	Lt. Gray	7.72	7.41	7.10	CALL
CSMUAX-1M	Premium USB Extension Cable, Type A Male/Female, 1.0m	Lt. Gray	8.24	7.91	7.58	CALL
CSMUAX-2M	Premium USB Extension Cable, Type A Male/Female, 2.0m	Lt. Gray	9.27	8.90	8.53	CALL
CSMUAX-3M	Premium USB Extension Cable, Type A Male/Female, 3.0m	Lt. Gray	10.31	9.90	9.49	CALL

Deluxe USB 2.0 Cables - Type A to A or A to B Connectors, 30µ (0.762µm) Gold, 26 AWG Power Leads						
L-com's standard USB cable offering, the ECUSB series, provides high performance at competitive prices. These quality constructed cables feature USB 2.0 Compliant 26 AWG power leads and are finished in an attractive medium gray color.						
ECUSBAA-05M	Deluxe USB Cable, Type A/A, 0.5m	Gray	5.03	4.52	4.02	CALL
ECUSBAA-1M	Deluxe USB Cable, Type A/A, 1.0m	Gray	5.44	4.90	4.35	CALL
ECUSBAA-2M	Deluxe USB Cable, Type A/A, 2.0m	Gray	6.27	5.64	5.02	CALL
ECUSBAA-3M	Deluxe USB Cable, Type A/A, 3.0m	Gray	7.10	6.39	5.68	CALL
ECUSBAA-4M	Deluxe USB Cable, Type A/A, 4.0m	Gray	7.93	7.13	6.34	CALL
ECUSBAA-5M	Deluxe USB Cable, Type A/A, 5.0m	Gray	8.76	7.88	7.00	CALL
ECUSBAB-05M	Deluxe USB Cable, Type A/B, 0.5m	Gray	4.51	4.06	3.61	CALL
ECUSBAB-075M	Deluxe USB Cable, Type A/B, 0.75m	Gray	4.71	4.24	3.77	CALL
ECUSBAB-1M	Deluxe USB Cable, Type A/B, 1.0m	Gray	4.92	4.43	3.94	CALL
ECUSBAB-2M	Deluxe USB Cable, Type A/B, 2.0m	Gray	5.75	5.18	4.60	CALL
ECUSBAB-3M	Deluxe USB Cable, Type A/B, 3.0m	Gray	6.58	5.92	5.26	CALL
ECUSBAB-5M	Deluxe USB Cable, Type A/B, 5.0m	Gray	8.24	7.41	6.59	CALL

Deluxe USB Extension Cables - Type A Male to Female, 30 Microinches (0.762µm) Gold, 26 AWG Power Leads						
ECUSBAX-03M	Deluxe USB Extension Cable, Type A Male/Female, 0.3m	Gray	4.87	4.68	4.48	CALL
ECUSBAX-05M	Deluxe USB Extension Cable, Type A Male/Female, 0.5m	Gray	5.03	4.82	4.62	CALL
ECUSBAX-075M	Deluxe USB Extension Cable, Type A Male/Female, 0.75m	Gray	5.23	5.02	4.81	CALL
ECUSBAX-1M	Deluxe USB Extension Cable, Type A Male/Female, 1.0m	Gray	5.44	5.22	5.00	CALL
ECUSBAX-2M	Deluxe USB Extension Cable, Type A Male/Female, 2.0m	Gray	6.27	6.02	5.77	CALL
ECUSBAX-3M	Deluxe USB Extension Cable, Type A Male/Female, 3.0m	Gray	7.10	6.81	6.53	CALL

Economy USB 2.0 Type A to Type B Cable Assemblies						
L-com's Economy USB cables contain 28AWG power conductors and gold flash connectors. These cables are perfect for economically tight projects and competitive bids.						
CGU2AB-03M	Economy USB Cable, Type A Male/Type B Male, 0.3m	Gray	2.69	2.48	2.26	CALL
CGU2AB-05M	Economy USB Cable, Type A Male/Type B Male, 0.5m	Gray	2.80	2.57	2.35	CALL
CGU2AB-1M	Economy USB Cable, Type A Male/Type B Male, 1.0m	Gray	3.06	2.81	2.57	CALL
CGU2AB-3M	Economy USB Cable, Type A Male/Type B Male, 3.0m	Gray	4.20	3.86	3.53	CALL
CGU2AB-5M	Economy USB Cable, Type A Male/Type B Male, 5.0m	Gray	5.34	4.91	4.48	CALL

Premium USB 2.0 Cables - Type A to A or A to B Connectors, Clear Jacket and Mold						
These sharp looking cables highlight L-com's high quality standards when "looking under the hood". A metal shielding under the mold and high coverage braid shield can protect your data even in the noisiest electrical environments. These cables use the same design as the popular CSMUAB series featuring 20 AWG power conductors enabling maximum power transfer from host to peripheral.						
CSMUCLRAA-03M	Premium USB Cable, Type A/A, 0.3m	Clear	8.13	7.48	6.83	CALL
CSMUCLRAA-05M	Premium USB Cable, Type A/A, 0.5m	Clear	8.34	7.67	7.01	CALL
CSMUCLRAA-1M	Premium USB Cable, Type A/A, 1.0m	Clear	8.96	8.25	7.53	CALL
CSMUCLRAA-2M	Premium USB Cable, Type A/A, 2.0m	Clear	10.21	9.39	8.57	CALL
CSMUCLRAA-3M	Premium USB Cable, Type A/A, 3.0m	Clear	11.45	10.53	9.62	CALL
CSMUCLRAA-5M	Premium USB Cable, Type A/A, 5.0m	Clear	13.94	12.82	11.71	CALL
CSMUCLRAB-03M	Premium USB Cable, Type A/B, 0.3m	Clear	7.10	6.53	5.96	CALL
CSMUCLRAB-05M	Premium USB Cable, Type A/B, 0.5m	Clear	7.31	6.72	6.14	CALL
CSMUCLRAB-1M	Premium USB Cable, Type A/B, 1.0m	Clear	7.93	7.29	6.66	CALL
CSMUCLRAB-2M	Premium USB Cable, Type A/B, 2.0m	Clear	9.17	8.44	7.70	CALL
CSMUCLRAB-3M	Premium USB Cable, Type A/B, 3.0m	Clear	10.41	9.58	8.75	CALL
CSMUCLRAB-5M	Premium USB Cable, Type A/B, 5.0m	Clear	12.90	11.87	10.84	CALL

Premium USB 2.0 Cables - Type A to A or A to B Connectors, 30µ (0.762µm) Gold, 24 AWG Power Leads						
CAUBLKAA-03M	Premium USB Cable, Type A/A, 0.3m	Black	5.70	5.24	4.79	CALL
CAUBLKAA-05M	Premium USB Cable, Type A/A, 0.5m	Black	5.91	5.43	4.96	CALL
CAUBLKAA-1M	Premium USB Cable, Type A/A, 1.0m	Black	6.37	5.86	5.35	CALL
CAUBLKAA-3M	Premium USB Cable, Type A/A, 3.0m	Black	8.24	7.58	6.92	CALL
CAUBLKAA-5M	Premium USB Cable, Type A/A, 5.0m	Black	10.10	9.29	8.49	CALL
CAUBLKAB-03M	Premium USB Cable, Type A/B, 0.3m	Black	5.18	4.77	4.35	CALL
CAUBLKAB-05M	Premium USB Cable, Type A/B, 0.5m	Black	5.39	4.96	4.53	CALL
CAUBLKAB-1M	Premium USB Cable, Type A/B, 1.0m	Black	5.85	5.39	4.92	CALL
CAUBLKAB-3M	Premium USB Cable, Type A/B, 3.0m	Black	7.72	7.10	6.48	CALL
CAUBLKAB-5M	Premium USB Cable, Type A/B, 5.0m	Black	9.58	8.82	8.05	CALL

Item #	Description	Color	1-9	10-24	25-99	100+
--------	-------------	-------	-----	-------	-------	------

High Flex USB 2.0 Cables - Type A to A and A to B Connectors

Designed for applications where ordinary USB cables fail, this exclusive ultra flexible cable family is rated for 10,000 flex cycles minimum. Standard USB cable fails at approximately 1,000 bend cycles. The special bulk cable uses a polyurethane jacket plus high strand count data (28 AWG) and power (24 AWG) conductors to achieve the extra durability. Available with type A-A and A-B connector options in lengths from 0.3 to 5 meters.

CAUAAHF3-03M	High Flex USB Cable, Type A/A, 0.3m	Black	12.12	11.15	10.18	CALL
CAUAAHF3-1M	High Flex USB Cable, Type A/A, 1.0m	Black	14.25	13.11	11.97	CALL
CAUAAHF3-2M	High Flex USB Cable, Type A/A, 2.0m	Black	17.41	16.02	14.62	CALL
CAUAAHF3-3M	High Flex USB Cable, Type A/A, 3.0m	Black	20.52	18.88	17.23	CALL
CAUAAHF3-5M	High Flex USB Cable, Type A/A, 5.0m	Black	26.79	24.64	22.50	CALL
CAUABHF3-03M	High Flex USB Cable, Type A/B, 0.3m	Black	12.12	11.15	10.18	CALL
CAUABHF3-1M	High Flex USB Cable, Type A/B, 1.0m	Black	14.25	13.11	11.97	CALL
CAUABHF3-2M	High Flex USB Cable, Type A/B, 2.0m	Black	17.41	16.02	14.62	CALL
CAUABHF3-3M	High Flex USB Cable, Type A/B, 3.0m	Black	20.52	18.88	17.23	CALL
CAUABHF3-5M	High Flex USB Cable, Type A/B, 5.0m	Black	26.79	24.64	22.50	CALL



Low Smoke Zero Halogen USB Cable - Type A to A and A to B Connectors, 30 Microinches (0.762µm) Gold

Low Smoke Zero Halogen cable reduces the amount of toxic and corrosive gases emitted during combustion. Typically used in poorly ventilated areas, Low Smoke Zero Halogen is becoming very popular where the protection of people and equipment from toxic and corrosive gases is critical.

CSUZA-03M	LSZH USB Cable, Type A/A, 0.3m	Black	14.09	12.96	11.84	CALL
CSUZA-05M	LSZH USB Cable, Type A/A, 0.5m	Black	14.77	13.58	12.40	CALL
CSUZA-075M	LSZH USB Cable, Type A/A, 0.75m	Black	15.65	14.39	13.14	CALL
CSUZA-1M	LSZH USB Cable, Type A/A, 1.0m	Black	16.48	15.16	13.84	CALL
CSUZA-2M	LSZH USB Cable, Type A/A, 2.0m	Black	19.90	18.30	16.71	CALL
CSUZA-5M	LSZH USB Cable, Type A/A, 5.0m	Black	30.15	27.74	25.33	CALL
CSUZAB-03M	LSZH USB Cable, Type A/B, 0.3m	Black	14.09	12.96	11.84	CALL
CSUZAB-05M	LSZH USB Cable, Type A/B, 0.5m	Black	14.77	13.58	12.40	CALL
CSUZAB-075M	LSZH USB Cable, Type A/B, 0.75m	Black	15.65	14.39	13.14	CALL
CSUZAB-1M	LSZH USB Cable, Type A/B, 1.0m	Black	16.48	15.16	13.84	CALL
CSUZAB-3M	LSZH USB Cable, Type A/B, 3.0m	Black	23.31	21.45	19.58	CALL
CSUZAB-5M	LSZH USB Cable, Type A/B, 5.0m	Black	30.15	27.74	25.33	CALL



USB Cable - Type A to Micro B 5 Position, PVC Jacket, 30 Microinches (0.762µm) Gold

CSMUAMICB-03M	Premium USB Cable, Type A/Micro B 5 Position, 0.3m	Black	7.88	7.25	6.62	CALL
CSMUAMICB-05M	Premium USB Cable, Type A/Micro B 5 Position, 0.5m	Black	8.13	7.48	6.83	CALL
CSMUAMICB-1M	Premium USB Cable, Type A/Micro B 5 Position, 1.0m	Black	8.70	8.01	7.31	CALL
CSMUAMICB-2M	Premium USB Cable, Type A/Micro B 5 Position, 2.0m	Black	9.95	9.15	8.36	CALL
CSMUAMICB-3M	Premium USB Cable, Type A/Micro B 5 Position, 3.0m	Black	11.19	10.30	9.40	CALL

Premium USB 2.0 Extension Cables - Micro B 5 Position Male to Female

L-com's CSMUMICBX series cables are designed to extend devices such as cell phone chargers or other USB 2.0 Micro B enabled peripherals - no more laying your phone on the floor to charge it because the cord is too short. All 5 connector positions are connected to insure proper functionality in every application. These cables feature foil plus braid shielding to provide maximum protection against EMI/RFI.

CSMUMICBX-03M	Premium USB Cable, Micro B 5 Position Male/Female, 0.3m	Black	8.91	8.20	7.49	CALL
CSMUMICBX-05M	Premium USB Cable, Micro B 5 Position Male/Female, 0.5m	Black	9.12	8.39	7.66	CALL
CSMUMICBX-075M	Premium USB Cable, Micro B 5 Position Male/Female, 0.75m	Black	9.43	8.68	7.92	CALL
CSMUMICBX-1M	Premium USB Cable, Micro B 5 Position Male/Female, 1.0m	Black	9.74	8.96	8.18	CALL
CSMUMICBX-2M	Premium USB Cable, Micro B 5 Position Male/Female, 2.0m	Black	10.98	10.11	9.23	CALL
CSMUMICBX-3M	Premium USB Cable, Micro B 5 Position Male/Female, 3.0m	Black	12.23	11.25	10.27	CALL



USB Cable - Type A to Mini B 4 Position, PVC Jacket, 30 Microinches (0.762µm) Gold

CSMUAMB4-05M	Premium USB Cable, Type A/Mini B 4 Position, 0.5m	Black	9.01	8.29	7.57	CALL
CSMUAMB4-1M	Premium USB Cable, Type A/Mini B 4 Position, 1.0m	Black	9.74	8.96	8.18	CALL
CSMUAMB4-2M	Premium USB Cable, Type A/Mini B 4 Position, 2.0m	Black	11.09	10.20	9.31	CALL
CSMUAMB4-3M	Premium USB Cable, Type A/Mini B 4 Position, 3.0m	Black	12.49	11.49	10.49	CALL

USB Cable - Type A to Mini B 5 Position, PVC Jacket, 30 Microinches (0.762µm) Gold

CSMUAMB5-03M	Premium USB Cable, Type A/Mini B 5 Position, 0.3m	Black	7.88	7.25	6.62	CALL
CSMUAMB5-075M	Premium USB Cable, Type A/Mini B 5 Position, 0.75m	Black	8.39	7.72	7.05	CALL
CSMUAMB5-1M	Premium USB Cable, Type A/Mini B 5 Position, 1.0m	Black	8.70	8.01	7.31	CALL
CSMUAMB5-2M	Premium USB Cable, Type A/Mini B 5 Position, 2.0m	Black	9.95	9.15	8.36	CALL
CSMUAMB5-3M	Premium USB Cable, Type A/Mini B 5 Position, 3.0m	Black	11.19	10.30	9.40	CALL



USB Extension Cable - Mini B 5 Position Male to Female

L-com's CSMUMB5X series cables are designed to connect devices such as GPS units and other USB Mini B 5 position peripherals. All 5 mini B positions are connected to insure proper functionality in every application. We offer these Mini B5 extension cables in off the shelf lengths of 0.3, 1, 2, and 3 meters. These cables feature foil plus braid shielding to provide maximum protection against EMI/RFI.

CSMUMB5X-03M	Premium USB Extension Cable, Mini B 5 Position Male/Female, 0.3m	Black	8.96	8.25	7.53	CALL
CSMUMB5X-1M	Premium USB Extension Cable, Mini B 5 Position Male/Female, 1.0m	Black	9.90	9.10	8.31	CALL
CSMUMB5X-2M	Premium USB Extension Cable, Mini B 5 Position Male/Female, 2.0m	Black	11.19	10.30	9.40	CALL
CSMUMB5X-3M	Premium USB Extension Cable, Mini B 5 Position Male/Female, 3.0m	Black	12.49	11.49	10.49	CALL



Low Smoke Zero Halogen USB 2.0 Micro B and Mini B5 Cable Assemblies

To complement the popular standard size connector line, we are now offering the highly requested LSZH jacket with Micro B and Mini B5 connectors. Utilizing 28 AWG conductors, these cables are available in five off the shelf lengths.

CSMUAZMICB-03M	USB Cable, Type A/Micro B 5 Position, 0.3m	Black	10.93	10.06	9.18	CALL
CSMUAZMICB-05M	USB Cable, Type A/Micro B 5 Position, 0.5m	Black	11.29	10.39	9.49	CALL
CSMUAZMICB-1M	USB Cable, Type A/Micro B 5 Position, 1.0m	Black	12.23	11.25	10.27	CALL
CSMUAZMICB-2M	USB Cable, Type A/Micro B 5 Position, 2.0m	Black	14.09	12.96	11.84	CALL
CSMUAZMICB-3M	USB Cable, Type A/Micro B 5 Position, 3.0m	Black	15.96	14.68	13.40	CALL

CSMUAZMB5-03M	USB Cable, Type A/Mini B 5 Position, 0.3m	Black	10.93	10.06	9.18	CALL
CSMUAZMB5-05M	USB Cable, Type A/Mini B 5 Position, 0.5m	Black	11.29	10.39	9.49	CALL
CSMUAZMB5-1M	USB Cable, Type A/Mini B 5 Position, 1.0m	Black	12.23	11.25	10.27	CALL
CSMUAZMB5-2M	USB Cable, Type A/Mini B 5 Position, 2.0m	Black	14.09	12.96	11.84	CALL
CSMUAZMB5-3M	USB Cable, Type A/Mini B 5 Position, 3.0m	Black	15.96	14.68	13.40	CALL


Variable Length USB Coil Cable - Mini B 5 Position Male to Female

This innovative USB coil cable from L-com features a retracted length of 0.5 meters and an expanded length of two meters and can be used with GPS systems as well as cameras and other peripherals using the USB Mini B5 interface. All 5 mini B positions are connected to insure proper functionality in every application. The tough, durable polyurethane jacket enhances recoil memory and 30 microinch gold (0.762µm) plated contacts provide reliable connections with repeated mating cycles.


COILMB5EXT-2M	USB Coil Cable, Mini B 5 Position Male/Female, 0.5m to 2.0m	Black	13.11	12.06	11.01	CALL
---------------	---	-------	-------	-------	-------	------



More lengths available.
Go to L-com.com




CAUALAL



CAUALB



CAUZALAL-M




CAUZALB-M




CSMUAXMT-2M

Tip How does the latching USB connector work?



STEP 1 Insert the latching USB connector into the USB jack.



STEP 2 The latches on each side of the connector lock into the channel cut-outs of any USB jack. **Note:** It may be necessary to rock the latching connector slightly to set the latches into the channels.



STEP 3 To remove the latching USB connector, simply depress the release mechanisms on the sides of the backshell and pull apart.

Item #	Description	Color	1-9	10-24	25-99	100+
--------	-------------	-------	-----	-------	-------	------

USB Cable Assemblies with Latching Connectors

These unique cable assemblies feature a latching Type A USB plug which provides lock down mating retention with any USB Type A jack. Two styles are available – latching A to latching A and latching A to standard B. Fully shielded and USB 2.0 compliant, this cable contains two 24 AWG power conductors and one 28 AWG pair for the data lines. Please note latching Type B plugs are available as custom products but require a custom Type B jack.

USB 2.0 Cable Assemblies with Latching Type A to Latching Type A Connectors

CAUALAL-05M	USB Cable, Latching Type A/Latching Type A, 0.5m	Black	12.75	11.73	10.71	CALL
CAUALAL-075M	USB Cable, Latching Type A/Latching Type A, 0.75m	Black	13.00	11.96	10.92	CALL
CAUALAL-1M	USB Cable, Latching Type A/Latching Type A, 1.0m	Black	13.26	12.20	11.14	CALL
CAUALAL-2M	USB Cable, Latching Type A/Latching Type A, 2.0m	Black	14.20	13.06	11.92	CALL
CAUALAL-4M	USB Cable, Latching Type A/Latching Type A, 4.0m	Black	16.16	14.87	13.58	CALL
CAUALAL-5M	USB Cable, Latching Type A/Latching Type A, 5.0m	Black	17.15	15.78	14.41	CALL

USB 2.0 Cable Assemblies with Latching Type A to Standard Type B Connectors

CAUALB-03M	USB Cable, Latching Type A/Standard Type B, 0.3m	Black	10.88	10.01	9.14	CALL
CAUALB-05M	USB Cable, Latching Type A/Standard Type B, 0.5m	Black	11.14	10.25	9.36	CALL
CAUALB-075M	USB Cable, Latching Type A/Standard Type B, 0.75m	Black	11.40	10.49	9.57	CALL
CAUALB-1M	USB Cable, Latching Type A/Standard Type B, 1.0m	Black	11.61	10.68	9.75	CALL
CAUALB-2M	USB Cable, Latching Type A/Standard Type B, 2.0m	Black	12.59	11.58	10.58	CALL
CAUALB-3M	USB Cable, Latching Type A/Standard Type B, 3.0m	Black	13.57	12.49	11.40	CALL
CAUALB-5M	USB Cable, Latching Type A/Standard Type B, 5.0m	Black	15.54	14.30	13.06	CALL

LSZH USB 2.0 Cable Assemblies with Latching Type A to Latching Type A Connectors

These Low Smoke Zero Halogen cable assemblies feature two latching Type A USB plugs which provide lock down mating retention with any USB Type A jack. Fully shielded and USB 2.0 compliant, these cables contain two 24 AWG power conductors and one 28 AWG pair for the data lines.

CAUZALAL-03M	LSZH USB Cable, Latching Type A/Latching Type A, 0.3m	Black	16.15	15.19	14.22	CALL
CAUZALAL-05M	LSZH USB Cable, Latching Type A/Latching Type A, 0.5m	Black	16.78	15.77	14.76	CALL
CAUZALAL-1M	LSZH USB Cable, Latching Type A/Latching Type A, 1.0m	Black	18.33	17.23	16.13	CALL
CAUZALAL-3M	LSZH USB Cable, Latching Type A/Latching Type A, 3.0m	Black	24.34	22.88	21.42	CALL
CAUZALAL-4M	LSZH USB Cable, Latching Type A/Latching Type A, 4.0m	Black	27.24	25.61	23.97	CALL
CAUZALAL-5M	LSZH USB Cable, Latching Type A/Latching Type A, 5.0m	Black	30.25	28.43	26.62	CALL

LSZH USB 2.0 Cable Assemblies with Latching Type A to Standard Type B Connectors

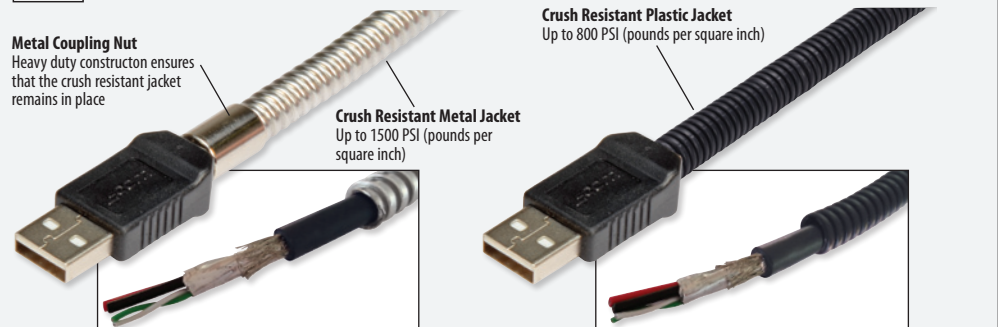
CAUZALB-05M	LSZH USB Cable, Latching Type A/Standard Type B, 0.5m	Black	15.01	14.11	13.21	CALL
CAUZALB-075M	LSZH USB Cable, Latching Type A/Standard Type B, 0.75m	Black	15.84	14.89	13.94	CALL
CAUZALB-1M	LSZH USB Cable, Latching Type A/Standard Type B, 1.0m	Black	16.47	15.48	14.49	CALL
CAUZALB-2M	LSZH USB Cable, Latching Type A/Standard Type B, 2.0m	Black	19.47	18.30	17.13	CALL
CAUZALB-3M	LSZH USB Cable, Latching Type A/Standard Type B, 3.0m	Black	22.48	21.13	19.78	CALL
CAUZALB-5M	LSZH USB Cable, Latching Type A/Standard Type B, 5.0m	Black	28.49	26.78	25.07	CALL

Mountable USB Extension Cable - Type A Male to Type A Female Connectors, 30 Microinches Gold

Tired of trying to connect your USB cable to the hard to access port on the back of your PC? Try this convenient cable and make this problem go away. Featuring a USB Type A plug for the PC connection and a unique USB Type A jack, the user can mount this jack to any surface with either screws or double sided foam tape (both are provided). Fully shielded and USB 2.0 compliant, this cable contains two 20 AWG power conductors plus one 28 AWG twisted pair for the data lines and rugged molded backshells. Cable length is 2 meters (6.6 feet).

CSMUAXMT-2M	Premium USB Type A Male/Female Mounting Extension Cable, 2.0m	Lt. Gray	11.97	11.01	10.05	CALL
-------------	---	----------	-------	-------	-------	------

Tip USB armored cables explained



Metal Coupling Nut
Heavy duty construction ensures that the crush resistant jacket remains in place

Crush Resistant Metal Jacket
Up to 1500 PSI (pounds per square inch)

Crush Resistant Plastic Jacket
Up to 800 PSI (pounds per square inch)

Uses our Premium bulk cable including PVC cable jacket and 20 AWG power leads under the armor.

Item #	Description	Color	1-9	10-24	25-99	100+
--------	-------------	-------	-----	-------	-------	------

Metal Armored USB Cables - Type A to A and A to B Connectors, Revision 2.0 Compliant

These unique cables feature a stainless steel crush resistant jacket over our premium USB 2.0 cable to provide protection in applications where standard cables would be damaged due to excessive force. Crush resistance is 1500 PSI (pounds per square inch). The 20 AWG USB power wires allow for maximum power transfer.

CSMUAA-MT-03M	Metal Armored USB Cable, Type A/A, 0.3m	Black	18.03	16.95	15.87	CALL
CSMUAA-MT-05M	Metal Armored USB Cable, Type A/A, 0.5m	Black	19.33	18.17	17.01	CALL
CSMUAA-MT-1M	Metal Armored USB Cable, Type A/A, 1.0m	Black	22.59	21.23	19.88	CALL
CSMUAA-MT-2M	Metal Armored USB Cable, Type A/A, 2.0m	Black	29.12	27.37	25.62	CALL
CSMUAA-MT-3M	Metal Armored USB Cable, Type A/A, 3.0m	Black	35.65	33.51	31.37	CALL
CSMUAA-MT-4M	Metal Armored USB Cable, Type A/A, 4.0m	Black	42.17	39.64	37.11	CALL
CSMUAA-MT-5M	Metal Armored USB Cable, Type A/A, 5.0m	Black	48.70	45.78	42.86	CALL
CSMUAB-MT-03M	Metal Armored USB Cable, Type A/B, 0.3m	Black	18.03	16.95	15.87	CALL
CSMUAB-MT-05M	Metal Armored USB Cable, Type A/B, 0.5m	Black	19.33	18.17	17.01	CALL
CSMUAB-MT-1M	Metal Armored USB Cable, Type A/B, 1.0m	Black	22.59	21.23	19.88	CALL
CSMUAB-MT-2M	Metal Armored USB Cable, Type A/B, 2.0m	Black	29.12	27.37	25.62	CALL
CSMUAB-MT-3M	Metal Armored USB Cable, Type A/B, 3.0m	Black	35.65	33.51	31.37	CALL
CSMUAB-MT-4M	Metal Armored USB Cable, Type A/B, 4.0m	Black	42.17	39.64	37.11	CALL
CSMUAB-MT-5M	Metal Armored USB Cable, Type A/B, 5.0m	Black	48.70	45.78	42.86	CALL

Plastic Armored USB Cables - Type A to A and A to B Connectors, Revision 2.0 Compliant

These unique cables feature an external PVC crush resistant jacket over our premium USB 2.0 cable to provide protection in applications where standard cables would be damaged due to excessive force. Crush resistance is 800 PSI (Pounds per Square Inch). The 20 AWG USB power wires allow for maximum power transfer.

CSMUAA-PL-03M	Plastic Armored USB Cable, Type A/A, 0.3m	Black	14.14	13.58	13.01	CALL
CSMUAA-PL-05M	Plastic Armored USB Cable, Type A/A, 0.5m	Black	14.77	14.18	13.58	CALL
CSMUAA-PL-1M	Plastic Armored USB Cable, Type A/A, 1.0m	Black	16.32	15.67	15.01	CALL
CSMUAA-PL-2M	Plastic Armored USB Cable, Type A/A, 2.0m	Black	19.43	18.65	17.87	CALL
CSMUAA-PL-3M	Plastic Armored USB Cable, Type A/A, 3.0m	Black	22.54	21.64	20.73	CALL
CSMUAA-PL-4M	Plastic Armored USB Cable, Type A/A, 4.0m	Black	25.65	24.62	23.59	CALL
CSMUAA-PL-5M	Plastic Armored USB Cable, Type A/A, 5.0m	Black	28.75	27.60	26.45	CALL
CSMUAB-PL-03M	Plastic Armored USB Cable, Type A/B, 0.3m	Black	14.14	13.58	13.01	CALL
CSMUAB-PL-05M	Plastic Armored USB Cable, Type A/B, 0.5m	Black	14.77	14.18	13.58	CALL
CSMUAB-PL-1M	Plastic Armored USB Cable, Type A/B, 1.0m	Black	16.32	15.67	15.01	CALL
CSMUAB-PL-2M	Plastic Armored USB Cable, Type A/B, 2.0m	Black	19.43	18.65	17.87	CALL
CSMUAB-PL-3M	Plastic Armored USB Cable, Type A/B, 3.0m	Black	22.54	21.64	20.73	CALL
CSMUAB-PL-4M	Plastic Armored USB Cable, Type A/B, 4.0m	Black	25.65	24.62	23.59	CALL
CSMUAB-PL-5M	Plastic Armored USB Cable, Type A/B, 5.0m	Black	28.75	27.60	26.45	CALL

Angled USB 2.0 Cable Assemblies - Choice of 4 Mold Options, all Lengths and Styles at L-com.com

Molded, angled connector hoods solve difficult connection issues in tight places. Four mold options each for standard A and B style connectors are now available. These high quality constructed cables feature USB 2.0 compliant 24 AWG power leads and are finished in an attractive black color. Custom configuration options are available with modest minimum requirements, please contact our sales team for a quote.

Please use the grid below to determine which family of cables best fits your application.

	A UP	A DOWN	A LEFT	A RIGHT	A STRAIGHT
B UP	CABLK90UA-UB	X	X	X	CAABLK-90UB
B DOWN	X	CABLK90DA-DB	X	X	CAABLK-90DB
B LEFT	X	X	CABLK90LA-LB	CABLK90RA-LB	CAABLK-90LB
B RIGHT	X	X	CABLK90LA-RB	CABLK90RA-RB	CAABLK-90RB
B STRAIGHT	CABLK90UA-B	CABLK90DA-B	CABLK90LA-B	CABLK90RA-B	X

Below are a few options, see L-com.com for complete product offering and pricing.

Deluxe USB 2.0 Cable Assemblies - Left Angle Type A to Left Angle Type B, 30 Microinches (0.762µm) Gold

CABLK90LA-LB-03M	USB Cable, Left Angle Type A Male/Left Angle Type B Male, 0.3m	Black	7.27	6.69	6.11	CALL
CABLK90LA-LB-05M	USB Cable, Left Angle Type A Male/Left Angle Type B Male, 0.5m	Black	7.46	6.86	6.27	CALL
CABLK90LA-LB-1M	USB Cable, Left Angle Type A Male/Left Angle Type B Male, 1.0m	Black	7.93	7.29	6.66	CALL
CABLK90LA-LB-2M	USB Cable, Left Angle Type A Male/Left Angle Type B Male, 2.0m	Black	8.86	8.15	7.44	CALL
CABLK90LA-LB-3M	USB Cable, Left Angle Type A Male/Left Angle Type B Male, 3.0m	Black	9.79	9.01	8.23	CALL
CABLK90LA-LB-5M	USB Cable, Left Angle Type A Male/Left Angle Type B Male, 5.0m	Black	11.66	10.72	9.79	CALL

Deluxe USB 2.0 Cable Assemblies - Standard Type A to Right Angle Type B, 30 Microinches (0.762µm) Gold

CAABLK-90RB-03M	USB Cable, Standard Type A Male/Right Angle Type B Male, 0.3m	Black	6.74	6.20	5.66	CALL
CAABLK-90RB-05M	USB Cable, Standard Type A Male/Right Angle Type B Male, 0.5m	Black	6.94	6.39	5.83	CALL
CAABLK-90RB-1M	USB Cable, Standard Type A Male/Right Angle Type B Male, 1.0m	Black	7.41	6.82	6.22	CALL
CAABLK-90RB-2M	USB Cable, Standard Type A Male/Right Angle Type B Male, 2.0m	Black	8.34	7.67	7.01	CALL
CAABLK-90RB-3M	USB Cable, Standard Type A Male/Right Angle Type B Male, 3.0m	Black	9.27	8.53	7.79	CALL
CAABLK-90RB-5M	USB Cable, Standard Type A Male/Right Angle Type B Male, 5.0m	Black	11.14	10.25	9.36	CALL


Deluxe USB 2.0 Cable Assemblies - Down Angle Type A to Down Angle Type B, 30 Microinches (0.762µm) Gold


CABLK90DA-DB-03M	USB Cable, Down Angle Type A Male/Down Angle Type B Male, 0.3m	Black	7.27	6.69	6.11	CALL
CABLK90DA-DB-05M	USB Cable, Down Angle Type A Male/Down Angle Type B Male, 0.5m	Black	7.46	6.86	6.27	CALL
CABLK90DA-DB-1M	USB Cable, Down Angle Type A Male/Down Angle Type B Male, 1.0m	Black	7.93	7.29	6.66	CALL
CABLK90DA-DB-2M	USB Cable, Down Angle Type A Male/Down Angle Type B Male, 2.0m	Black	8.86	8.15	7.44	CALL
CABLK90DA-DB-3M	USB Cable, Down Angle Type A Male/Down Angle Type B Male, 3.0m	Black	9.79	9.01	8.23	CALL
CABLK90DA-DB-5M	USB Cable, Down Angle Type A Male/Down Angle Type B Male, 5.0m	Black	11.66	10.72	9.79	CALL

USB Cable Assembly Male Connector Dust Covers - Pkg/10

These hard to find covers are perfect for protecting unused USB cable assembly connectors from physical damage, dirt and dust. Made from PVC, they attach easily and stay in place with a snug friction fit.

CVRUSB-A	USB Protective Cover for USB 2.0 and 3.0 Type A Plugs, Pkg/10	Black	6.58	6.06	5.53	CALL
CVRUSB-B	USB Protective Cover for USB 2.0 Type B Plugs, Pkg/10	Black	6.58	6.06	5.53	CALL





Item #	Description	1-9	10-24	25-99	100+
--------	-------------	-----	-------	-------	------

Angled USB 2.0 Cable Assemblies - Choice of 24 Options, all Lengths and Styles at L-com.com

Molded, angled connector hoods solve difficult connection issues in tight places. Four mold options each for standard A and B style connectors are available. These high quality constructed cables feature USB 2.0 compliant 26 AWG power leads and are finished in an attractive gray color. Custom configuration options are available with modest minimum requirements, please contact your customer service representative for a quote.

All families are available in lengths of 0.3, 0.5, 0.75, 1, 2, 3, 4, and 5 meters:

Please use the grid below to determine which family of cables best fits your application

	A UP	A DOWN	A LEFT	A RIGHT	A STRAIGHT
B UP	CA90UA-90UB	CA90DA-90UB	CA90LA-UB	CA90RA-UB	CAA-90UB
B DOWN	CA90UA-90DB	CA90DA-90DB	CA90LA-DB	CA90RA-DB	CAA-90DB
B LEFT	CA90UA-90LB	CA90DA-90LB	CA90LA-90LB	CA90RA-LB	CAA-90LB
B RIGHT	CA90UA-90RB	CA90DA-90RB	CA90LA-RB	CA90RA-90RB	CAA-90RB
B STRAIGHT	CA90UA-B	CA90DA-B	CA90LA-B	CA90RA-B	X

Here are some examples, please go to L-com.com for complete product offering and pricing.

Deluxe USB 2.0 Cable Assemblies - Left Angle Type A to Down Angle Type B, 30 Microinches (0.762µm) Gold

CA90LA-DB-03M	USB Cable, Left Angle Type A Male/Down Angle Type B Male, 0.3m	6.94	6.39	5.83	CALL
CA90LA-DB-075M	USB Cable, Left Angle Type A Male/Down Angle Type B Male, 0.75m	7.31	6.72	6.14	CALL
CA90LA-DB-1M	USB Cable, Left Angle Type A Male/Down Angle Type B Male, 1.0m	7.51	6.91	6.31	CALL
CA90LA-DB-2M	USB Cable, Left Angle Type A Male/Down Angle Type B Male, 2.0m	8.34	7.67	7.01	CALL
CA90LA-DB-5M	USB Cable, Left Angle Type A Male/Down Angle Type B Male, 5.0m	10.83	9.96	9.10	CALL

Deluxe USB 2.0 Cable Assemblies - Down Angle Type A to Left Angle Type B, 30 Microinches (0.762µm) Gold

CA90DA-90LB-03M	USB Cable, Down Angle Type A Male/Left Angle Type B Male, 0.3m	6.94	6.39	5.83	CALL
CA90DA-90LB-075M	USB Cable, Down Angle Type A Male/Left Angle Type B Male, 0.75m	7.31	6.72	6.14	CALL
CA90DA-90LB-1M	USB Cable, Down Angle Type A Male/Left Angle Type B Male, 1.0m	7.51	6.91	6.31	CALL
CA90DA-90LB-2M	USB Cable, Down Angle Type A Male/Left Angle Type B Male, 2.0m	8.34	7.67	7.01	CALL
CA90DA-90LB-5M	USB Cable, Down Angle Type A Male/Left Angle Type B Male, 5.0m	10.83	9.96	9.10	CALL

Deluxe USB 2.0 Cable Assemblies - Standard Type A to Down Angle Type B, 30 Microinches (0.762µm) Gold


CAA-90DB-03M	USB Cable, Standard Type A Male/Down Angle Type B Male, 0.3m	6.42	5.91	5.40	CALL
CAA-90DB-075M	USB Cable, Standard Type A Male/Down Angle Type B Male, 0.75m	6.79	6.24	5.70	CALL
CAA-90DB-1M	USB Cable, Standard Type A Male/Down Angle Type B Male, 1.0m	6.99	6.43	5.88	CALL
CAA-90DB-2M	USB Cable, Standard Type A Male/Down Angle Type B Male, 2.0m	7.82	7.20	6.57	CALL
CAA-90DB-3M	USB Cable, Standard Type A Male/Down Angle Type B Male, 3.0m	8.65	7.96	7.27	CALL
CAA-90DB-5M	USB Cable, Standard Type A Male/Down Angle Type B Male, 5.0m	10.31	9.49	8.66	CALL

Tip *Defining angled USB cable assemblies*

Angled connector hoods help connect USB cables in tight places. L-com now offers four options each for standard A and B style connectors. The photos below detail the connector position relative to the cable entry direction.


A Style Connectors

For A style connectors, the position of the connector dielectric* is key in determining the correct angle for your application. *Note: The connector dielectric is the plastic material that contains the contacts



B Style Connectors

For B style connectors, the angled corners of the connector are key in determining the correct angle for your application.



Item #	Description	1-9	10-24	25-99	100+
--------	-------------	-----	-------	-------	------

45 Degree Angled USB 2.0 Cable Assemblies - Choice of 6 Options, all Lengths and Styles at L-com.com

L-com has added 45 degree angled USB cables to complement our extensive 90 degree angled offering. 45 degree bends offer an alternative in applications where 90 degree bends can't clear nearby obstacles. Two mold options each for standard A and B style connectors are now available. These high quality constructed cables feature USB 2.0 compliant 26 AWG power leads and are finished in an attractive gray color. Custom configuration options are available with modest minimum requirements, please contact our sales team for a quote. All families are available in lengths of 0.3, 0.5, 0.75, 1, 2, 3 and 5 meters.

Please use the grid below to determine which family of cables best fits your application

	A STRAIGHT	A LEFT	A RIGHT
B STRAIGHT	X	CA45LA-B	CA45RA-B
B LEFT	CAA-45LB	CA45LA-45LB	X
B RIGHT	CAA-45RB	X	CA45RA-45RB

More lengths available.
Go to L-com.com




USB 2.0 Cable Assemblies - Left Angle Type A to Left Angle Type B

CA45LA-45LB-03M	USB Cable, Left Angle Type A Male/ Left Angle Type B Male, 0.3m	7.25	6.67	6.09	CALL
CA45LA-45LB-075M	USB Cable, Left Angle Type A Male/ Left Angle Type B Male, 0.75m	7.62	7.01	6.40	CALL
CA45LA-45LB-1M	USB Cable, Left Angle Type A Male/ Left Angle Type B Male, 1.0m	7.82	7.20	6.57	CALL
CA45LA-45LB-3M	USB Cable, Left Angle Type A Male/ Left Angle Type B Male, 3.0m	9.48	8.72	7.96	CALL

USB 2.0 Cable Assemblies - Left Angle Type A to Straight Type B

CA45LA-B-03M	USB Cable, Left Angle Type A Male/ Straight Type B Male, 0.3m	6.74	6.20	5.66	CALL
CA45LA-B-075M	USB Cable, Left Angle Type A Male/ Straight Type B Male, 0.75m	7.10	6.53	5.96	CALL
CA45LA-B-1M	USB Cable, Left Angle Type A Male/ Straight Type B Male, 1.0m	7.31	6.72	6.14	CALL
CA45LA-B-3M	USB Cable, Left Angle Type A Male/ Straight Type B Male, 3.0m	8.96	8.25	7.53	CALL




USB 2.0 Cable Assemblies - Right Angle Type A to Right Angle Type B

CA45RA-45RB-03M	USB Cable, Right Angle Type A Male/ Right Angle Type B Male, 0.3m	7.25	6.67	6.09	CALL
CA45RA-45RB-075M	USB Cable, Right Angle Type A Male/ Right Angle Type B Male, 0.75m	7.62	7.01	6.40	CALL
CA45RA-45RB-2M	USB Cable, Right Angle Type A Male/ Right Angle Type B Male, 2.0m	8.65	7.96	7.27	CALL
CA45RA-45RB-5M	USB Cable, Right Angle Type A Male/ Right Angle Type B Male, 5.0m	11.14	10.25	9.36	CALL

USB 2.0 Cable Assemblies - Right Angle Type A to Straight Type B

CA45RA-B-03M	USB Cable, Right Angle Type A Male/ Straight Type B Male, 0.3m	6.74	6.20	5.66	CALL
CA45RA-B-075M	USB Cable, Right Angle Type A Male/ Straight Type B Male, 0.75m	7.10	6.53	5.96	CALL
CA45RA-B-1M	USB Cable, Right Angle Type A Male/ Straight Type B Male, 1.0m	7.31	6.72	6.14	CALL
CA45RA-B-3M	USB Cable, Right Angle Type A Male/ Straight Type B Male, 3.0m	8.96	8.25	7.53	CALL





USB 2.0 Cable Assemblies - Straight Type A to Left Angle Type B

CAA-45LB-03M	USB Cable, Straight Type A Male/ Left Type B Male, 0.3m	6.74	6.20	5.66	CALL
CAA-45LB-075M	USB Cable, Straight Type A Male/ Left Type B Male, 0.75m	7.10	6.53	5.96	CALL
CAA-45LB-1M	USB Cable, Straight Type A Male/ Left Type B Male, 1.0m	7.31	6.72	6.14	CALL
CAA-45LB-3M	USB Cable, Straight Type A Male/ Left Type B Male, 3.0m	8.96	8.25	7.53	CALL

USB 2.0 Cable Assemblies - Straight Type A to Right Angle Type B

CAA-45RB-03M	USB Cable, Straight Type A Male/ Right Type B Male, 0.3m	6.74	6.20	5.66	CALL
CAA-45RB-075M	USB Cable, Straight Type A Male/ Right Type B Male, 0.75m	7.10	6.53	5.96	CALL
CAA-45RB-1M	USB Cable, Straight Type A Male/ Right Type B Male, 1.0m	7.31	6.72	6.14	CALL
CAA-45RB-3M	USB Cable, Straight Type A Male/ Right Type B Male, 3.0m	8.96	8.25	7.53	CALL



Tip Defining 45 Degree Angled USB Cable Assemblies

L-com has added four new angled options to our existing, extensive offering of 90 degree angled USB cable assemblies. The photos below detail the connector position relative to the cable entry direction.


A Style Connectors

For A style connectors, the position of the connector dielectric* is key in determining the correct angle for your application. *Note: The connector dielectric is the plastic material that contains the contacts.


B Style Connectors

For B style connectors, the angled corners of the connector are key in determining the correct angle for your application.


Right Angle A




Left Angle A




Right Angle B



Left Angle B





Item #	Description	1-9	10-24	25-99	100+
--------	-------------	-----	-------	-------	------

Angled USB 2.0 Mini B and Micro B Cable Assemblies - Eight Options to Choose From

Molded, angled connector hoods solve difficult connection issues in tight places. Four mold options each for USB mini B5 and micro B style connectors are now available. These high quality constructed cables feature USB 2.0 compliant 28 AWG power leads and are finished in an attractive black color.

USB 2.0 Cable Assemblies - Up and Down Angle Mini B5 to Straight Type A

CAA-90UMB5-03M	USB Cable, Up Angle Mini B5 Male/Straight Type A Male, 0.3m	9.17	8.44	7.70	CALL
CAA-90UMB5-05M	USB Cable, Up Angle Mini B5 Male/Straight Type A Male, 0.5m	9.43	8.68	7.92	CALL
CAA-90UMB5-1M	USB Cable, Up Angle Mini B5 Male/Straight Type A Male, 1.0m	10.00	9.20	8.40	CALL
CAA-90UMB5-3M	USB Cable, Up Angle Mini B5 Male/Straight Type A Male, 3.0m	12.38	11.39	10.40	CALL
CAA-90DMB5-03M	USB Cable, Down Angle Mini B5 Male/Straight Type A Male, 0.3m	9.17	8.44	7.70	CALL
CAA-90DMB5-075M	USB Cable, Down Angle Mini B5 Male/Straight Type A Male, 0.75m	9.69	8.91	8.14	CALL
CAA-90DMB5-1M	USB Cable, Down Angle Mini B5 Male/Straight Type A Male, 1.0m	10.00	9.20	8.40	CALL
CAA-90DMB5-3M	USB Cable, Down Angle Mini B5 Male/Straight Type A Male, 3.0m	12.38	11.39	10.40	CALL

USB 2.0 Cable Assemblies - Left and Right Angle Mini B5 to Straight Type A

CAA-90LMB5-03M	USB Cable, Left Angle Mini B5 Male/Straight Type A Male, 0.3m	9.17	8.44	7.70	CALL
CAA-90LMB5-05M	USB Cable, Left Angle Mini B5 Male/Straight Type A Male, 0.5m	9.43	8.68	7.92	CALL
CAA-90LMB5-2M	USB Cable, Left Angle Mini B5 Male/Straight Type A Male, 2.0m	11.19	10.30	9.40	CALL
CAA-90LMB5-5M	USB Cable, Left Angle Mini B5 Male/Straight Type A Male, 5.0m	14.77	13.58	12.40	CALL
CAA-90RMB5-03M	USB Cable, Right Angle Mini B5 Male/Straight Type A Male, 0.3m	9.17	8.44	7.70	CALL
CAA-90RMB5-075M	USB Cable, Right Angle Mini B5 Male/Straight Type A Male, 0.75m	9.69	8.91	8.14	CALL
CAA-90RMB5-3M	USB Cable, Right Angle Mini B5 Male/Straight Type A Male, 3.0m	12.38	11.39	10.40	CALL
CAA-90RMB5-5M	USB Cable, Right Angle Mini B5 Male/Straight Type A Male, 5.0m	14.77	13.58	12.40	CALL

USB 2.0 Cable Assemblies - Up and Down Angle Micro B to Straight Type A

CAA-90UMICB-03M	USB Cable, Up Angle Micro B Male/Straight Type A Male, 0.3m	9.17	8.44	7.70	CALL
CAA-90UMICB-05M	USB Cable, Up Angle Micro B Male/Straight Type A Male, 0.5m	9.43	8.68	7.92	CALL
CAA-90UMICB-1M	USB Cable, Up Angle Micro B Male/Straight Type A Male, 1.0m	10.00	9.20	8.40	CALL
CAA-90UMICB-3M	USB Cable, Up Angle Micro B Male/Straight Type A Male, 3.0m	12.38	11.39	10.40	CALL
CAA-90DMICB-05M	USB Cable, Down Angle Micro B Male/Straight Type A Male, 0.5m	9.43	8.68	7.92	CALL
CAA-90DMICB-075M	USB Cable, Down Angle Micro B Male/Straight Type A Male, 0.75m	9.69	8.91	8.14	CALL
CAA-90DMICB-2M	USB Cable, Down Angle Micro B Male/Straight Type A Male, 2.0m	11.19	10.30	9.40	CALL
CAA-90DMICB-5M	USB Cable, Down Angle Micro B Male/Straight Type A Male, 5.0m	14.77	13.58	12.40	CALL

USB 2.0 Cable Assemblies - Left and Right Angle Micro B to Straight Type A


CAA-90LMICB-03M	USB Cable, Left Angle Micro B Male/Straight Type A Male, 0.3m	9.17	8.44	7.70	CALL
CAA-90LMICB-075M	USB Cable, Left Angle Micro B Male/Straight Type A Male, 0.75m	9.69	8.91	8.14	CALL
CAA-90LMICB-2M	USB Cable, Left Angle Micro B Male/Straight Type A Male, 2.0m	11.19	10.30	9.40	CALL
CAA-90LMICB-5M	USB Cable, Left Angle Micro B Male/Straight Type A Male, 5.0m	14.77	13.58	12.40	CALL
CAA-90RMICB-03M	USB Cable, Right Angle Micro B Male/Straight Type A Male, 0.3m	9.17	8.44	7.70	CALL
CAA-90RMICB-05M	USB Cable, Right Angle Micro B Male/Straight Type A Male, 0.5m	9.43	8.68	7.92	CALL
CAA-90RMICB-1M	USB Cable, Right Angle Micro B Male/Straight Type A Male, 1.0m	10.00	9.20	8.40	CALL
CAA-90RMICB-5M	USB Cable, Right Angle Micro B Male/Straight Type A Male, 5.0m	14.77	13.58	12.40	CALL

Tip Defining angled USB cable assemblies

Angled connector hoods help connect USB cables in tight places. L-com now offers four options each for Mini B and Micro B 2.0 style connectors. The photos below detail the connector position relative to the cable entry direction.

For Micro B 5 position connectors, the two latches on the connector are key in determining the correct angle for your application. Reference the location of the latches in the photos below:

For Mini B 5 position connectors, the shape of the connector is key in determining the correct angle for your application. Reference the longer side of the connector in the photos below:



Item #	Description	Color	1-9	10-24	25-99	100+
--------	-------------	-------	-----	-------	-------	------

USB Type A Female Panel Mount to Type A Male Cable Assembly

These USB 2.0 panel mount cables are perfect for use inside a box or enclosure. The USB female side is flange-style panel mountable with an alternative, smaller body compared to the popular ECF504 series.

UPMAA-03M	USB Cable, Type A Female Panel Mount/Type A Male, 0.3m	Lt. Gray	8.81	8.10	7.40	CALL
UPMAA-05M	USB Cable, Type A Female Panel Mount/Type A Male, 0.5m	Lt. Gray	9.01	8.29	7.57	CALL
UPMAA-075M	USB Cable, Type A Female Panel Mount/Type A Male, 0.75m	Lt. Gray	9.33	8.58	7.83	CALL
UPMAA-1M	USB Cable, Type A Female Panel Mount/Type A Male, 1.0m	Lt. Gray	9.58	8.82	8.05	CALL
UPMAA-2M	USB Cable, Type A Female Panel Mount/Type A Male, 2.0m	Lt. Gray	10.62	9.77	8.92	CALL
UPMAA-3M	USB Cable, Type A Female Panel Mount/Type A Male, 3.0m	Lt. Gray	11.71	10.77	9.84	CALL

USB Type A Female Panel Mount with Ground Wire to Type A Male Cable Assembly

This version adds a ground wire giving the user the option to electrically ground the USB female connector to their panel or enclosure. The #6 spade lug easily attaches to a screw or similar hardware.

UPMAAGND-03M	USB Cable, Type A Female Panel Mount w/Ground Wire/Type A Male, 0.3m	Lt. Gray	9.33	8.58	7.83	CALL
UPMAAGND-05M	USB Cable, Type A Female Panel Mount w/Ground Wire/Type A Male, 0.5m	Lt. Gray	9.53	8.77	8.01	CALL
UPMAAGND-1M	USB Cable, Type A Female Panel Mount w/Ground Wire/Type A Male, 1.0m	Lt. Gray	10.10	9.29	8.49	CALL
UPMAAGND-2M	USB Cable, Type A Female Panel Mount w/Ground Wire/Type A Male, 2.0m	Lt. Gray	11.14	10.25	9.36	CALL
UPMAAGND-3M	USB Cable, Type A Female Panel Mount w/Ground Wire/Type A Male, 3.0m	Lt. Gray	12.23	11.25	10.27	CALL

USB Type A Female Panel Mount to Type B Male Cable Assembly

UPMAB-03M	USB Cable, Type A Female Panel Mount/Type B Male, 0.3m	Lt. Gray	9.01	8.29	7.57	CALL
UPMAB-05M	USB Cable, Type A Female Panel Mount/Type B Male, 0.5m	Lt. Gray	9.22	8.48	7.75	CALL
UPMAB-075M	USB Cable, Type A Female Panel Mount/Type B Male, 0.75m	Lt. Gray	9.48	8.72	7.96	CALL
UPMAB-1M	USB Cable, Type A Female Panel Mount/Type B Male, 1.0m	Lt. Gray	9.74	8.96	8.18	CALL
UPMAB-2M	USB Cable, Type A Female Panel Mount/Type B Male, 2.0m	Lt. Gray	10.83	9.96	9.10	CALL
UPMAB-5M	USB Cable, Type A Female Panel Mount/Type B Male, 5.0m	Lt. Gray	14.09	12.96	11.84	CALL

USB Type B Female Panel Mount to Type A Male Cable Assembly

UPMBA-03M	USB Cable, Type B Female Panel Mount/Type A Male, 0.3m	Lt. Gray	9.01	8.29	7.57	CALL
UPMBA-05M	USB Cable, Type B Female Panel Mount/Type A Male, 0.5m	Lt. Gray	9.22	8.48	7.75	CALL
UPMBA-2M	USB Cable, Type B Female Panel Mount/Type A Male, 2.0m	Lt. Gray	10.83	9.96	9.10	CALL
UPMBA-3M	USB Cable, Type B Female Panel Mount/Type A Male, 3.0m	Lt. Gray	11.92	10.96	10.01	CALL
UPMBA-5M	USB Cable, Type B Female Panel Mount/Type A Male, 5.0m	Lt. Gray	14.09	12.96	11.84	CALL

USB Type B Female Panel Mount to Type B Male Cable Assembly

UPMBB-03M	USB Cable, Type B Female Panel Mount/Type B Male, 0.3m	Lt. Gray	9.01	8.29	7.57	CALL
UPMBB-05M	USB Cable, Type B Female Panel Mount/Type B Male, 0.5m	Lt. Gray	9.22	8.48	7.75	CALL
UPMBB-1M	USB Cable, Type B Female Panel Mount/Type B Male, 1.0m	Lt. Gray	9.74	8.96	8.18	CALL
UPMBB-2M	USB Cable, Type B Female Panel Mount/Type B Male, 2.0m	Lt. Gray	10.83	9.96	9.10	CALL
UPMBB-4M	USB Cable, Type B Female Panel Mount/Type B Male, 4.0m	Lt. Gray	13.00	11.96	10.92	CALL

USB Type A Female Panel Mount to 5 Pin Female 0.100" (2.54mm) Header Connector

UPMA5-03M	USB Cable, Type A Female Panel Mount/5 Pin Female, 0.3m	Gray	7.72	7.10	6.48	CALL
UPMA5-05M	USB Cable, Type A Female Panel Mount/5 Pin Female, 0.5m	Gray	7.88	7.25	6.62	CALL
UPMA5-075M	USB Cable, Type A Female Panel Mount/5 Pin Female, 0.75m	Gray	8.08	7.44	6.79	CALL
UPMA5-1M	USB Cable, Type A Female Panel Mount/5 Pin Female, 1.0m	Gray	8.29	7.63	6.96	CALL
UPMA5-2M	USB Cable, Type A Female Panel Mount/5 Pin Female, 2.0m	Gray	9.17	8.44	7.70	CALL

USB Type B Female Panel Mount to 5 Pin Female 0.100" (2.54mm) Header Connector

UPMB5-03M	USB Cable, Type B Female Panel Mount/5 Pin Female, 0.3m	Gray	7.82	7.20	6.57	CALL
UPMB5-075M	USB Cable, Type B Female Panel Mount/5 Pin Female, 0.75m	Gray	8.24	7.58	6.92	CALL
UPMB5-1M	USB Cable, Type B Female Panel Mount/5 Pin Female, 1.0m	Gray	8.45	7.77	7.09	CALL
UPMB5-2M	USB Cable, Type B Female Panel Mount/5 Pin Female, 2.0m	Gray	9.33	8.58	7.83	CALL
UPMB5-3M	USB Cable, Type B Female Panel Mount/5 Pin Female, 3.0m	Gray	10.21	9.39	8.57	CALL

Panel Mount USB Cable- Type A or B Female Panel Mount to Female 5 Position 2mm Pitch Housing

UPMA5-2MM-03M	USB Cable, Type A Female Panel Mount/5 Position 2mm Female, 0.3m	Gray	8.08	7.44	6.79	CALL
UPMA5-2MM-075M	USB Cable, Type A Female Panel Mount/5 Position 2mm Female, 0.75m	Gray	8.45	7.77	7.09	CALL
UPMA5-2MM-1M	USB Cable, Type A Female Panel Mount/5 Position 2mm Female, 1.0m	Gray	8.65	7.96	7.27	CALL
UPMA5-2MM-2M	USB Cable, Type A Female Panel Mount/5 Position 2mm Female, 2.0m	Gray	9.48	8.72	7.96	CALL
UPMA5-2MM-3M	USB Cable, Type A Female Panel Mount/5 Position 2mm Female, 3.0m	Gray	10.31	9.49	8.66	CALL
UPMB5-2MM-03M	USB Cable, Type B Female Panel Mount/5 Position 2mm Female, 0.3m	Gray	8.19	7.53	6.88	CALL
UPMB5-2MM-05M	USB Cable, Type B Female Panel Mount/5 Position 2mm Female, 0.5m	Gray	8.34	7.67	7.01	CALL
UPMB5-2MM-075M	USB Cable, Type B Female Panel Mount/5 Position 2mm Female, 0.75m	Gray	8.55	7.86	7.18	CALL
UPMB5-2MM-1M	USB Cable, Type B Female Panel Mount/5 Position 2mm Female, 1.0m	Gray	8.76	8.06	7.35	CALL
UPMB5-2MM-2M	USB Cable, Type B Female Panel Mount/5 Position 2mm Female, 2.0m	Gray	9.58	8.82	8.05	CALL

USB Type A or B Female Panel Mount Connectors to 24" (61.0cm) Wire Leads

UPMA-LEADS	USB Type A Panel Mount Connector, 24in (61.0cm) Leads	Gray	8.13	7.48	6.83	CALL
UPMB-LEADS	USB Type B Panel Mount Connector, 24in (61.0cm) Leads	Gray	8.13	7.48	6.83	CALL

USB 3.0 Type A Female Panel Mount to Type A Male Cable Assembly


USB 3.0 versions of our popular UPM style panel mount USB adapter cables are now available. This series features a bulkhead Type A 3.0 jack to a molded Type A 3.0 plug attached via USB 3.0 compliant cable.

UPMAA-30-03M	USB 3.0 Cable, Type A Female Panel Mount/Type A Male, 0.3m	Blue	18.85	17.72	16.59	CALL
UPMAA-30-05M	USB 3.0 Cable, Type A Female Panel Mount/Type A Male, 0.5m	Blue	19.26	18.11	16.95	CALL
UPMAA-30-1M	USB 3.0 Cable, Type A Female Panel Mount/Type A Male, 1.0m	Blue	20.40	19.18	17.95	CALL
UPMAA-30-2M	USB 3.0 Cable, Type A Female Panel Mount/Type A Male, 2.0m	Blue	22.48	21.13	19.78	CALL
UPMAA-30-3M	USB 3.0 Cable, Type A Female Panel Mount/Type A Male, 3.0m	Blue	24.55	23.07	21.60	CALL

USB 3.0 Type A Female Shielded Panel Mount Coupler to Type A Male Connector, 30µ (0.762µm) Gold

This series features a bulkhead Type A 3.0 jack to a molded Type A 3.0 plug attached via USB 3.0 compliant cable. Integral to this design is a multi-layered PCB that maintains USB 3.0 speed and performance. USB 3.0 systems are up to 10 times faster than USB 2.0-4.8 Gbps versus 480 Mbps.

ECF504-30-03AAS	USB 3.0 Type A Coupler, Female Bulkhead/Type A Male, 0.3m	Blue	21.75	20.88	20.01	CALL
ECF504-30-05AAS	USB 3.0 Type A Coupler, Female Bulkhead/Type A Male, 0.5m	Blue	22.16	21.28	20.39	CALL
ECF504-30-075AAS	USB 3.0 Type A Coupler, Female Bulkhead/Type A Male, 0.75m	Blue	22.68	21.78	20.87	CALL
ECF504-30-1AAS	USB 3.0 Type A Coupler, Female Bulkhead/Type A Male, 1.0m	Blue	23.20	22.27	21.34	CALL
ECF440	Machine Screws, 4-40 x 5/16", Pkg/100		5.18	4.77	4.35	CALL



Best Seller



WPUSBAX



WPUSBBB



WPUSBAF



WPUSB-CVR

WPCVR-USB-1394



WP946PMF

WPGASKET-13/16



WPUSBMB5X

WPUSBMINI-CVR



WPUSBCN-A-2.0

WPUSBCN-B-2.0



WPUSBAXSH

WPCVR-SHLD-USB

Item #	Description	1-9	10-24	25-99	100+
--------	-------------	-----	-------	-------	------

Waterproof USB Cable Assemblies - IEC IP67 Rated, Revision 2.0 Compliant

Standard USB connectors are not intended to withstand contaminants such as water and dust. Our Waterproof USB cable assemblies utilize rugged, molded or metal outer shells and a threaded coupling with an O-ring seal and are IEC IP67 rated. Assemblies are offered in a variety of lengths and connector options. All feature revision 2.0 compliant fully shielded cable and threaded couplings.

Waterproof USB Cable Assemblies - Panel Mount Type A Male to Standard Type B Male

WPUSBAB-2M	USB Cable, Waterproof Panel Mt. Type A Male/Standard Type B Male, 2.0m	22.31	21.86	20.97	CALL
WPUSBAB-5M	USB Cable, Waterproof Panel Mt. Type A Male/Standard Type B Male, 5.0m	25.83	25.31	24.28	CALL

Waterproof USB Cable Assemblies - Panel Mount Type A Female to Standard Type A Male

WPUSBAX-05M	USB Cable, Waterproof Panel Mt. Type A Female/Standard Type A Male, 0.5m	19.64	19.25	18.46	CALL
WPUSBAX-1M	USB Cable, Waterproof Panel Mt. Type A Female/Standard Type A Male, 1.0m	20.17	19.77	18.96	CALL
WPUSBAX-2M	USB Cable, Waterproof Panel Mt. Type A Female/Standard Type A Male, 2.0m	21.29	20.87	20.01	CALL
WPUSBAX-3M	USB Cable, Waterproof Panel Mt. Type A Female/Standard Type A Male, 3.0m	22.41	21.96	21.07	CALL
WPUSBAX-5M	USB Cable, Waterproof Panel Mt. Type A Female/Standard Type A Male, 5.0m	24.65	24.16	23.18	CALL

Waterproof USB Cable Assemblies - Panel Mount Type B Female to Standard Type A Male

WPUSBBA-05M	USB Cable, Waterproof Panel Mt. Type B Female/Standard Type A Male, 0.5m	19.64	19.25	18.46	CALL
WPUSBBA-1M	USB Cable, Waterproof Panel Mt. Type B Female/Standard Type A Male, 1.0m	20.17	19.77	18.96	CALL
WPUSBBA-2M	USB Cable, Waterproof Panel Mt. Type B Female/Standard Type A Male, 2.0m	21.29	20.87	20.01	CALL
WPUSBBA-3M	USB Cable, Waterproof Panel Mt. Type B Female/Standard Type A Male, 3.0m	22.41	21.96	21.07	CALL
WPUSBBA-5M	USB Cable, Waterproof Panel Mt. Type B Female/Standard Type A Male, 5.0m	24.65	24.16	23.18	CALL

Waterproof USB Cable Assemblies - Panel Mount Type B Male to Standard Type B Male

WPUSBBB-2M	USB Cable, Waterproof Panel Mt. Type B Male/Standard Type B Male, 2.0m	22.31	21.86	20.97	CALL
WPUSBBB-5M	USB Cable, Waterproof Panel Mt. Type B Male/Standard Type B Male, 5.0m	25.83	25.31	24.28	CALL

Waterproof USB Jacks with 10" (25.4cm) Wire Leads - Type A and Type B Available

These cables are ideal for enclosures or panels that are exposed to harsh environments. Wire leads are 24 AWG and can easily be soldered into a PCB or terminated with a variety of connectors.

WPUSBAF	USB Jack, Waterproof Type A with 10" (25.4cm) Wire Leads	17.61	16.55	15.50	CALL
WPUSBBF	USB Jack, Waterproof Type B with 10" (25.4cm) Wire Leads	17.61	16.55	15.50	CALL

Non-Shielded USB Covers and Replacement Nuts/Gaskets

Protect unused IP67 ports with waterproof covers. Choose among two lanyard styles - chain or rubber. L-com also offers easy to install replacement gaskets and nuts for its popular IP67 rated USB and Firewire cable assemblies. The covers, nuts and gaskets are compatible with WPUSBAX, WPUSBBA, WPUSBBF, WPUSBAF and WP946PMF product families.

WPUSB-CVR	Waterproof USB/Firewire Cover with Metal Lanyard	5.12	4.82	4.51	CALL
WPCVR-USB-1394	Waterproof USB/Firewire Cover with Rubber Lanyard	5.12	4.82	4.51	CALL
WP946PMF	USB Replacement Hex Nut, Pkg/10	6.50	5.98	5.46	CALL
WPGASKET-13/16	USB Replacement Rubber Gasket, Pkg/10	2.87	2.64	2.41	CALL

Waterproof USB Cable Assemblies - Mini B 5 Female to Mini B 5 Male

L-com's exclusive Waterproof USB Mini B 5 position cable assemblies are designed for the most demanding industrial applications where dust and moisture are present.

WPUSBMB5X-05M	Waterproof USB Cable, Mini B 5 Female/Mini B 5 Male, 0.5m	21.72	21.28	20.42	CALL
WPUSBMB5X-2M	Waterproof USB Cable, Mini B 5 Female/Mini B 5 Male, 2.0m	23.48	23.01	22.07	CALL

Waterproof Cover for WPUSBMB5X Series

WPUSBMINI-CVR	USB Cover for WPUSBMB5X Series Cables	5.50	5.17	4.84	CALL
---------------	---------------------------------------	------	------	------	------

Waterproof USB Field Installable Connectors - Revision 2.0 Compliant, IP67 Rated

Available in type A or B styles, these connectors are a perfect complement to our popular IP67 USB cable assemblies. Solder connectors and a sealing nut that conforms to any USB cable diameter allows the user to make their own water/dust proof cable assemblies. In addition, these connectors are panel mountable and mate with our male IP67 cable assemblies as well as our IP67 covers. L-com will manufacture custom cable assemblies using these connectors with short lead times and low minimum quantity requirements.

WPUSBCN-A-2.0	Waterproof Panel Mount USB 2.0 Type A Connector, Female	13.50	12.69	11.88	CALL
WPUSBCN-B-2.0	Waterproof Panel Mount USB 2.0 Type B Connector, Female	13.50	12.69	11.88	CALL

USB Cable Assemblies - Shielded Waterproof Panel Mount Type A Female to Standard Type A Male

Fully shielded versions of our popular IP67 rated USB cables are now available. These cables feature a die cast steel panel mountable female USB A connector and a standard male USB A connector. The steel housing allows for efficient grounding to a panel or enclosure. Mates with shielded male IP67 rated cable series WPUSBAXSH or cover and seal with part number WPCVR-SHLD-USB.

WPUSBAXSH-05M	USB Cable, Shld. Waterproof Panel Mnt. Type A Female/Std. Type A Male, 0.5m	38.10	36.58	35.05	CALL
WPUSBAXSH-1M	USB Cable, Shld. Waterproof Panel Mnt. Type A Female/Std. Type A Male, 1.0m	38.69	37.14	35.59	CALL
WPUSBAXSH-2M	USB Cable, Shld. Waterproof Panel Mnt. Type A Female/Std. Type A Male, 2.0m	39.81	38.22	36.62	CALL
WPUSBAXSH-3M	USB Cable, Shld. Waterproof Panel Mnt. Type A Female/Std. Type A Male, 3.0m	40.93	39.29	37.66	CALL
WPUSBAXSH-5M	USB Cable, Shld. Waterproof Panel Mnt. Type A Female/Std. Type A Male, 5.0m	43.17	41.44	39.72	CALL

USB Cable Assemblies - Shielded Waterproof Type A Male to Standard Type B Male

These cables feature a male USB A connector with a metal coupling nut and a standard male USB B connector. The type A connector is designed to mate with our WPUSBAXSH cable series to provide a completely shielded IP67 solution.

WPUSBABSH-05M	USB Cable, Shielded Waterproof Type A Male/Standard Type B Male, 0.5m	32.50	30.55	28.60	CALL
WPUSBABSH-2M	USB Cable, Shielded Waterproof Type A Male/Standard Type B Male, 2.0m	34.21	32.15	30.10	CALL
WPUSBABSH-5M	USB Cable, Shielded Waterproof Type A Male/Standard Type B Male, 5.0m	37.57	35.31	33.06	CALL

Shielded Waterproof Cap for WPUSBAXSH Series

WPCVR-SHLD-USB	Shielded Waterproof Cap for WPUSBAXSH Series	7.63	7.02	6.41	CALL
----------------	--	------	------	------	------

Item #	Description	Color	1-9	10-24	25-99	100+
--------	-------------	-------	-----	-------	-------	------

USB Keystone Feed Through Couplers - Type A to A, A to B, and B to A Connectors, Fully Shielded

L-com's shielded USB keystone couplers can be easily installed into panels, wall plate openings and enclosures. Three options are available, all with female connectors - A/B, A/A & B/A. The stamped metal shell and one piece design provides maximum protection from data corrupting EMI/RFI. Contact us today for special pricing for your larger projects.

UADKEY-AA	USB Keystone Coupler, Type A Female/Type A Female	Silver	9.74	8.96	8.18	CALL
UADKEY-AB	USB Keystone Coupler, Type A Female/Type B Female	Silver	9.74	8.96	8.18	CALL
UADKEY-BA	USB Keystone Coupler, Type B Female/Type A Female	Silver	9.74	8.96	8.18	CALL

Flanged Panel Mounted USB 2.0 Coupler - Type A to A, A to B, and B to A Connectors, Fully Shielded

These unique products combine L-com's fully shielded keystone couplers with a solid die-cast metal mounting frame allowing for mounting in virtually any panel thickness. Three coupler options are available - A to A, A to B, and B to A. 4-40 machine screws are provided.

ECF504-AA	USB Keystone Flanged Coupler, Type A Female/Type A Female	Silver	11.15	10.26	9.37	CALL
ECF504-AB	USB Keystone Flanged Coupler, Type A Female/Type B Female	Silver	11.15	10.26	9.37	CALL
ECF504-BA	USB Keystone Flanged Coupler, Type B Female/Type A Female	Silver	11.15	10.26	9.37	CALL

USB Surge/Lightning Protectors - Type A to A and A to B Connectors, Panel Mountable

The L-com AL-ECF504 series USB surge protectors are commercial quality devices designed to protect a computer's sensitive USB port from surges and spikes from attached devices. To ensure USB 2.0 speeds, these device use ultra-low capacitance diodes to protect the data lines. In addition, a protection device clamps the power lines to safe levels. They can be mounted on an enclosure, panel mounted or used in-line as a stand alone product. Mounting screws must be purchased separately.

AL-ECF504-AB	USB Surge/Lightning Protector, Type A/B	Silver	19.39	18.22	17.06	CALL
AL-ECF504-AA12	USB Type A Female Bulkhead/Type A Male, 12in (30.5cm) Pigtail*	Lt. Gray	21.54	20.25	18.96	CALL
AL-ECF504-AB12	USB Type A Female Bulkhead/Type B Male, 12in (30.5cm) Pigtail*	Lt. Gray	21.54	20.25	18.96	CALL
ECF440	Machine Screws, 4-40 x 5/16", Pkg/100		5.18	4.77	4.35	CALL

*Also available in lengths of 24in (61.0cm), 36in (91.4cm), 48in (121.9cm) and 72in (182.9cm). See web site for details.

USB Type A and B Female Field Termination Connector

The USB field termination female connectors provide an easy and convenient way to perform field termination for USB applications. USB 2.0 standard A and B connector styles are available. Separate connection points are provided for all 4 positions of the connector plus the ground. Terminal block design with set screws provides reliable electrical connections utilizing no special tools. The terminal block area is clearly marked making proper termination virtually foolproof. Panel mountable using 4-40 screws provided.

USBAFT	USB Field Termination Connector, Type A Female		7.24	6.81	6.37	CALL
USBBFT	USB Field Termination Connector, Type B Female		7.24	6.81	6.37	CALL


USB Protective Covers with Lanyard - for Type A and B Jacks - Pkg/10

These covers add a lanyard feature to enhance our existing USB cover product line. They are perfect for protecting unused USB female ports in our panel mount couplers or any expensive equipment from physical damage, dirt and dust. The lanyard is perfectly sized to fit the 4-40 screws used in our ECF and UPM panel mount products. Made from soft polyethylene, these covers attach easily and stay in place with a snug friction fit.

CAP-A-USB-LAN	USB Protective Cover with Lanyard for USB Type A Jacks, Pkg/10	Black	8.11	7.46	6.81	CALL
CAP-B-USB-LAN	USB Protective Cover with Lanyard for USB Type B Jacks, Pkg/10	Black	8.11	7.46	6.81	CALL



UADKEY-AA



UADKEY-AB



UADKEY-BA



ECF504-AA




ECF504-AB



ECF504-BA




AL-ECF504-AB



USBAFT

USBBFT



CAP-A-USB-LAN

CAP-A-USB-LAN Attached

CAP-B-USB-LAN

CAP-B-USB-LAN Attached

Tip Waterproof Connectors - Where are they used and how are they rated?

Where are they used?

Applications for these connectors are numerous and include automotive, communication, industrial and medical instruments. Dust and moisture are the two most common contaminants that enter through exposed data ports, damaging or destroying electronic equipment. Fortunately, specially sealed cables and connectors are available from L-com to protect these ports from dust and moisture.

L-com offers a number of protected interfaces including:

<p>D-subminiature for many serial and parallel devices</p> <p>WPDB Series</p>	<p>RJ45 for industrial Ethernet applications</p> <p>ECRK Series</p>	<p>USB for device interconnection and data transfer</p> <p>WPUSB Series</p>	<p>Fiber Optic for industrial networks/harsh environments</p> <p>FODLC-IND Series</p>
--	--	--	--

How are they rated?

The most popular system to rate the environmental protection of a particular connector is the Ingress Protection Rating (commonly known as IP Rating).

The IP Rating is a number ranging from 1 to 3 digits.

- The first digit rates protection against ingress of solid objects
- The second digit rates protection against ingress of liquids
- The third digit rates protection against impact damage

The chart at right details the first two digit ratings:



Note: Many products, including L-com products, are not rated for impact. Larger value digits indicate greater protection against that substance/force.

IP		Solids		Liquids	
0	Non-Protected	0	Non-Protected	0	Non-Protected
1	≥ 50mm diameter	1	Vertical Dripping	1	Vertical Dripping
2	≥ 12.5mm diameter	2	Dripping (15° tilted)	2	Dripping (15° tilted)
3	≥ 2.5mm diameter	3	Spraying (up to 60°)	3	Spraying (up to 60°)
4	≥ 1.0mm diameter	4	Splashing (from any direction)	4	Splashing (from any direction)
5	Dust-protected	5	Jetting (from any direction)	5	Jetting (from any direction)
6	Dust-tight	6	Powerful Jetting (from any direction)	6	Powerful Jetting (from any direction)
		7	Temporary Immersion (30 min., 1m)	7	Temporary Immersion (30 min., 1m)
		8	Continuous Immersion (user defined)	8	Continuous Immersion (user defined)

Dust Protected - Dust may not be totally prevented, however, it must not interfere with the operation of the device or impair safety.
Dust Tight - No ingress of dust allowed.



Best Seller



Color: Black or Ivory
Gold Plating: 30 microinches
Flammability Rating: 94V-0

ECJ504-UA Rear View

Item #	Description	Color	1-9	10-24	25-99	100+
--------	-------------	-------	-----	-------	-------	------

USB Type A Female Shielded Panel Mount Coupler to USB Type A Male Connector, 30µ (0.762µm) Gold

These options feature a bulkhead Type A jack to a molded Type A plug and USB 2.0 compliant cable. Assemblies are fully shielded and can be used in virtually any panel thickness. Recommended 4-40 mounting screws must be purchased separately.

ECF504-12AAS	USB Type A Coupler, Female Bulkhead / Male, 12in (30.5cm)	Silver	10.94	10.72	10.28	CALL
ECF504-24AAS	USB Type A Coupler, Female Bulkhead / Male, 24in (61.0cm)	Silver	11.42	11.19	10.73	CALL
ECF504-36AAS	USB Type A Coupler, Female Bulkhead / Male, 36in (91.4cm)	Silver	11.74	11.51	11.04	CALL
ECF504-72AAS	USB Type A Coupler, Female Bulkhead / Male, 72in (182.9cm)	Silver	12.70	12.45	11.94	CALL
ECF504-120AAS	USB Type A Coupler, Female Bulkhead / Male, 120in (304.8cm)	Silver	14.03	13.75	13.19	CALL
ECF440	Machine Screws, 4-40 x 5/16", Pkg / 100		5.18	4.77	4.35	CALL

USB Type B Female Shielded Panel Mount Coupler to USB Type B Male Connector, 30µ (0.762µm) Gold

Another unique panel mount USB option features a bulkhead Type B jack to a molded Type B plug attached to a USB 2.0 compliant cable. These cables can be directly connected to a mating connector inside an enclosure. These assemblies are fully shielded and use L-com's popular ECF504 style housing that can be used with virtually any panel thickness. The recommended 4-40 mounting screws must be purchased separately (P/N ECF440). Custom lengths available upon request with minimal quantity requirements.

ECF504-12BBS	USB Type B Coupler, Female Bulkhead / Male, 12in (30.5cm)	Silver	11.15	10.93	10.48	CALL
ECF504-24BBS	USB Type B Coupler, Female Bulkhead / Male, 24in (61.0cm)	Silver	11.63	11.40	10.94	CALL
ECF504-36BBS	USB Type B Coupler, Female Bulkhead / Male, 36in (91.4cm)	Silver	11.95	11.71	11.24	CALL
ECF504-72BBS	USB Type B Coupler, Female Bulkhead / Male, 72in (183.0cm)	Silver	12.97	12.71	12.19	CALL
ECF504-120BBS	USB Type B Coupler, Female Bulkhead / Male, 120in (305.0cm)	Silver	14.30	14.02	13.44	CALL
ECF440	Machine Screws, 4-40 x 5/16", Pkg / 100		5.18	4.77	4.35	CALL

USB Type A or B Female Panel Mount Coupler to 5 Meter Un-terminated Pigtail Cable

These additions to the popular USB panel mount adapter line allow users the flexibility to configure their own assembly. They feature a shielded bulkhead Type A or B Jack with 5 meters of un-terminated USB 2.0 compliant cable. Users can cut the cable to the desired length and hard wire or terminate it with their connector of choice. L-com can custom terminate these cable ends with modest minimum requirements. Recommended 4-40 mounting screws must be purchased separately.

ECF504-5M	USB Type A Female Panel Mount Coupler / 5.0m Cable	Silver	13.39	13.13	12.59	CALL
ECF504-B-5M	USB Type B Female Panel Mount Coupler / 5.0m Cable	Silver	13.39	13.13	12.59	CALL
ECF440	Machine Screws, 4-40 x 5/16", Pkg / 100		5.18	4.77	4.35	CALL

USB 2.0 Type A or B Female Panel Mount to Male Latching Type A Connector

Another unique panel mount USB option features a bulkhead Type A or Type B jack to a latching Type A plug attached via USB 2.0 compliant cable. These cables can be directly connected to a mating connector inside an enclosure to provide lock down mating retention with any USB Type A jack. These assemblies are fully shielded and use L-com's popular ECF504 style housing that can be used with virtually any panel thickness. The recommended 4-40 mounting screws must be purchased separately (P/N ECF440). Twisted pair data lines help reduce crosstalk while 20 AWG power conductors enable maximum power transfer from host to peripheral. Custom lengths available upon request with minimal quantity requirements.

ECF504-12AAL	USB Type A Coupler, Female Bulkhead / Latching Male, 12in (30.5cm)	Black	14.03	13.75	13.19	CALL
ECF504-24AAL	USB Type A Coupler, Female Bulkhead / Latching Male, 24in (61.0cm)	Black	14.46	14.17	13.59	CALL
ECF504-36AAL	USB Type A Coupler, Female Bulkhead / Latching Male, 36in (91.4cm)	Black	14.94	14.64	14.05	CALL
ECF504-72AAL	USB Type A Coupler, Female Bulkhead / Latching Male, 72in (183.0cm)	Black	16.28	15.95	15.30	CALL
ECF504-120AAL	USB Type A Coupler, Female Bulkhead / Latching Male, 120in (305.0cm)	Black	18.09	17.73	17.01	CALL
ECF504-12BAL	USB Type B Coupler, Female Bulkhead / Latching Male, 12in (30.5cm)	Black	14.03	13.75	13.19	CALL
ECF504-24BAL	USB Type B Coupler, Female Bulkhead / Latching Male, 24in (61.0cm)	Black	14.46	14.17	13.59	CALL
ECF504-36BAL	USB Type B Coupler, Female Bulkhead / Latching Male, 36in (91.4cm)	Black	14.94	14.64	14.05	CALL
ECF504-72BAL	USB Type B Coupler, Female Bulkhead / Latching Male, 72in (183.0cm)	Black	16.28	15.95	15.30	CALL
ECF504-120BAL	USB Type B Coupler, Female Bulkhead / Latching Male, 120in (305.0cm)	Black	18.09	17.73	17.01	CALL

Panel Mounted USB Type Couplers, 30 Microinches (0.762µm) Gold

These couplers are great for connecting USB style connectors into panels, etc. Available in many USB connector combinations with your choice of shielded and unshielded versions. Unshielded is available in black or ivory, shielded is silver. Recommended 4-40 mounting screws must be purchased separately.

ECF504-UAA	USB Type A / Type A Coupler	Ivory	6.67	6.54	6.27	CALL
ECF504-UAB	USB Type A / Type B Coupler	Ivory	6.67	6.54	6.27	CALL
ECF504-UBA	USB Type B / Type A Coupler	Ivory	6.67	6.54	6.27	CALL
ECF504B-UAA	USB Type A / Type A Coupler	Black	6.67	6.54	6.27	CALL
ECF504B-UAB	USB Type A / Type B Coupler	Black	6.67	6.54	6.27	CALL
ECF504B-UBA	USB Type B / Type A Coupler	Black	6.67	6.54	6.27	CALL
ECF504-UAAS	USB Type A / Type A Coupler, Shielded	Silver	7.79	7.64	7.32	CALL
ECF504-UABS	USB Type A / Type B Coupler, Shielded	Silver	7.79	7.64	7.32	CALL
ECF504-BAS	USB Type B / Type A Coupler, Shielded	Silver	7.79	7.64	7.32	CALL
ECF440	Machine Screws, 4-40 x 5/16", Pkg / 100		5.18	4.77	4.35	CALL

USB Panel Mount Adapter - High Retention Connectors, 30 Microinches (0.762µm) Gold

L-com's ECF style High Retention USB adapters provide an easy to use mountable USB solution featuring a high retention connector that provides 50% (minimum) greater connector retention than standard USB connectors. This feature is ideal for applications where mated cables can become detached by jostling, vibration, etc. These adapters are available in B-A, A-A, and A-B connector configurations, and all three feature a shielded housing. L-com's 4-40 screws (PN# ECF440) are used to mount these adapters and are sold separately.

ECF504-BAS-HR	USB Type B Female / Type A Female	Silver	8.60	8.43	8.08	CALL
ECF504-UAAS-HR	USB Type A Female / Type A Female	Silver	8.60	8.43	8.08	CALL
ECF504-UABS-HR	USB Type A Female / Type B Female	Silver	8.60	8.43	8.08	CALL
ECF440	Machine Screws, 4-40 x 5/16", Pkg / 100		5.18	4.77	4.35	CALL

USB Type A and B Panel Couplers with 10" Wire Leads, 30 Microinches (0.762µm) Gold

Similar to our ECF504 USB coupler except with wire leads in the rear to connect to equipment. Choose from USB Type A or B jacks in black or ivory. Wires are 20 AWG (2 power) and 24 AWG (2 signal) stranded wires with an additional drain to shield. Recommended 4-40 mounting screws must be purchased separately.

ECJ504-UA	USB Type A Jack, 10" (25.4cm) Leads	Ivory	6.01	5.89	5.65	CALL
ECJ504-UB	USB Type B Jack, 10" (25.4cm) Leads	Ivory	6.01	5.89	5.65	CALL
ECJ504B-UA	USB Type A Jack, 10" (25.4cm) Leads	Black	6.01	5.89	5.65	CALL
ECJ504B-UB	USB Type B Jack, 10" (25.4cm) Leads	Black	6.01	5.89	5.65	CALL
ECF440	Machine Screws, 4-40 x 5/16", Pkg / 100		5.18	4.77	4.35	CALL

Item #	Description	Color	1-9	10-24	25-99	100+
--------	-------------	-------	-----	-------	-------	------

USB Protective Covers with Lanyard - for Type A and B Jacks - Pkg/10

These covers add a lanyard feature to enhance our existing USB cover product line. They are perfect for protecting unused USB female ports in our panel mount couplers or any expensive equipment from physical damage, dirt and dust. The lanyard is perfectly sized to fit the 4-40 screws used in our ECF and UPM panel mount products. Made from soft polyethylene, these covers attach easily and stay in place with a snug friction fit.

CAP-A-USB-LAN	USB Protective Cover with Lanyard for USB Type A Jacks, Pkg/10	Black	8.11	7.46	6.81	CALL
CAP-B-USB-LAN	USB Protective Cover with Lanyard for USB Type B Jacks, Pkg/10	Black	8.11	7.46	6.81	CALL



USB Coil Cable - Type A Latching Connector to Type B Connector, 12.5 Feet (3.8m) Extended

This unique cable assembly features a polyurethane jacketed coil cable plus a latching Type A USB connector providing improved mating retention with any USB Type A jack. The latches lock into the channels on each side of a USB jack when fully mated. Retracted length is approximately 2.5 feet (0.8m) expanding to 12.5 feet (3.8m). Fully shielded and USB 2.0 compliant, this cable contains two 28 AWG power conductors plus one 28 AWG twisted pair for data lines.

COILUAB	USB Coil Cable, Latching Type A Male/Type B Male	Black	19.33	18.55	17.78	CALL
---------	--	-------	-------	-------	-------	------



Variable Length USB Coil Cable - Mini B 5 Position Male to Female

This innovative USB coil cable from L-com features a retracted length 0.5 meters and an expanded length of two meters and can be used with GPS systems as well as cameras and other peripherals using the USB Mini B5 interface. All 5 mini B positions are connected to insure proper functionality in every application. The tough, durable polyurethane jacket enhances recoil memory and 30 microinch (0.762µm) gold plated contacts provide reliable connections with repeated mating cycles.


COILMB5EXT-2M	USB Coil Cable, Mini B 5 Position Male/Female, 0.5m to 2.0m	Black	13.11	12.06	11.01	CALL
---------------	---	-------	-------	-------	-------	------



USB 2.0 Adapters - Molded and Fully Shielded

These adapters provide an economical way for users to solve gender and connector type mismatches among standard USB connectors.

UAD010MF	USB Adapter, Type A Male/Type B Female	Lt. Gray	4.97	4.87	4.68	CALL
UAD011FM	USB Adapter, Type A Female/Type B Male	Lt. Gray	4.97	4.87	4.68	CALL
UAD012FF	USB Adapter, Type B Female/Type B Female	Lt. Gray	4.97	4.87	4.68	CALL
UAD013FF	USB Adapter, Type A Female/Type B Female	Lt. Gray	4.97	4.87	4.68	CALL
UAD014MM	USB Adapter, Type A Male/Type A Male	Lt. Gray	4.97	4.87	4.68	CALL
UAD015FF	USB Adapter, Type A Female/Type A Female	Lt. Gray	4.97	4.87	4.68	CALL
UAD016MM	USB Adapter, Type B Male/Type B Male	Lt. Gray	4.97	4.87	4.68	CALL
UAD017FM	USB Adapter, Type A Female/Mini DIN 6 Male	Green	4.97	4.87	4.68	CALL
UAD018MF	USB Adapter, Type A Male/Mini DIN 6 Female	Lt. Gray	4.97	4.87	4.68	CALL
UAD019FM	USB Adapter, Type A Female/Mini-B5 Male	Black	4.97	4.87	4.68	CALL
UAD026MF	USB Adapter, Type A Male/Female	Lt. Gray	4.97	4.87	4.68	CALL
UAD027MF	USB Adapter, Type B Male/Female	Lt. Gray	4.97	4.87	4.68	CALL



USB 2.0 Micro B Adapters

UAD030MF	USB Adapter, Micro B Male/Mini B5 Female	Black	4.97	4.87	4.68	CALL
UAD031MM	USB Adapter, Micro B Male/Standard A Male	Black	4.97	4.87	4.68	CALL
UAD032FM	USB Adapter, Micro B Male/Standard A Female	Lt. Gray	4.97	4.87	4.68	CALL
UAD033FM	USB Adapter, Micro B Male/Standard B Female	Lt. Gray	4.97	4.87	4.68	CALL



USB 3.0 Adapters

UAD035MF	USB 3.0 Socket Saver, Type A Male/Type A Female	Blue	10.15	9.95	9.55	CALL
UAD036FF	USB 3.0 Gender Changer, Type A Female/Type A Female	Blue	10.15	9.95	9.55	CALL
UAD037MM	USB 3.0 Gender Changer, Type A Male/Type A Male	Blue	10.15	9.95	9.55	CALL



USB Type A Low Profile Right Angle Adapters

L-com's UADAA90 series low profile right angle USB adapters are perfect for tight fit applications. Two exit options are available allowing cables to exit in opposite directions. These USB adapters are a much lower cost solution when compared to rotating USB adapters.


UADAA90-1	Right Angle USB Adapter, Type A Male/Female, Exit 1	Lt. Gray	5.90	5.42	4.95	CALL
UADAA90-2	Right Angle USB Adapter, Type A Male/Female, Exit 2	Lt. Gray	5.90	5.42	4.95	CALL



USB Type B Low Profile Right Angle Adapters

L-com's UADBB90 series low profile right angle USB adapters feature two exit options allowing cables to exit in opposite directions. Our UADBB90 series USB adapters are a much lower cost solution when compared to rotating USB adapters. Additionally, these robust 90° USB adapters feature 20 AWG power leads for maximum power transfer and 100% shielding throughout for protection against data corrupting EMI/RFI.

UADBB90-1	Right Angle USB Adapter, Type B Male/Female, Exit 1	Lt. Gray	5.90	5.42	4.95	CALL
UADBB90-2	Right Angle USB Adapter, Type B Male/Female, Exit 2	Lt. Gray	5.90	5.42	4.95	CALL



USB 2.0 Mini B5 or Micro B Male to Female Low Profile Right Angle Adapters

L-com's low profile right angle USB adapters are perfect for tight fit applications. Two exit options are available allowing cables to exit in opposite directions. Additionally, these robust 90° USB adapters feature 30 microinch (0.762µm) gold plated contacts to stand up to many mating cycles and 100% shielding throughout for protection against data corrupting EMI/RFI.

UAD2.0MB5-1	Right Angle USB Adapter, Mini B Male/Female, Exit 1	Black	5.90	5.42	4.95	CALL
UAD2.0MB5-2	Right Angle USB Adapter, Mini B Male/Female, Exit 2	Black	5.90	5.42	4.95	CALL
UAD2.0MICB-1	Right Angle USB Adapter, Micro B Male/Female, Exit 1	Black	5.90	5.42	4.95	CALL
UAD2.0MICB-2	Right Angle USB Adapter, Micro B Male/Female, Exit 2	Black	5.90	5.42	4.95	CALL




USB Type C Adapters

These adapters allow you to use your Type C port with other USB standard interfaces, allowing consumers to use existing peripherals without issue.

UAD041MF	USB 3.0 Type C Male to USB 3.0 Type A Female	Black	10.15	9.55	8.94	CALL
UAD042MF	USB 2.0 Type C Male to USB Micro B Female	Black	8.81	8.28	7.75	CALL
UAD043MF	USB 3.1 Type C Male to USB 3.1 Type C Female	Black	10.15	9.55	8.94	CALL





Item #	Description	Color	1-9	10-24	25-99	100+
USB Revision 2.0 Compliant Bulk Cable						
This cable will support the 480 Mbps transmission rate of a USB 2.0 network and is also backward compatible with older, slower USB networks. USB bulk cable features two 20 AWG power conductors plus one 28 AWG twisted pair for the data lines.						
CSUSB-100	USB Revision 2.0 Compliant Bulk Cable, 100ft (30.5m) Spool	Lt. Gray	58.85	55.32	51.79	CALL
CSUSB-500	USB Revision 2.0 Compliant Bulk Cable, 500ft (152.4m) Spool	Lt. Gray	269.92	253.73	237.53	CALL
CSUSB-1000	USB Revision 2.0 Compliant Bulk Cable, 1000ft (304.8m) Spool	Lt. Gray	473.82	445.39	416.96	CALL

USB Revision 2.0 Compliant Bulk Cable

USB bulk cable features two 24 or 28 AWG power conductors plus one 28 AWG twisted pair for the data lines.

CBL-USB2-2824-100	USB Revision 2.0 Compliant Bulk Cable, 100ft (30.5m) Spool	Black	42.42	39.88	37.33	CALL
CBL-USB2-2824-500	USB Revision 2.0 Compliant Bulk Cable, 500ft (152.4m) Spool	Black	194.20	182.55	170.90	CALL
CBL-USB2-2824-1000	USB Revision 2.0 Compliant Bulk Cable, 1000ft (304.8m) Spool	Black	347.17	326.34	305.51	CALL
CBL-USB2-2828-100	USB Revision 2.0 Compliant Bulk Cable, 100ft (30.5m) Spool	Black	29.47	27.71	25.94	CALL
CBL-USB2-2828-500	USB Revision 2.0 Compliant Bulk Cable, 500ft (152.4m) Spool	Black	127.18	119.55	111.92	CALL
CBL-USB2-2828-1000	USB Revision 2.0 Compliant Bulk Cable, 1000ft (304.8m) Spool	Black	229.45	215.68	201.92	CALL

LSZH USB Revision 2.0 Compliant Bulk Cable

Halogen free USB bulk cable features two 20 AWG power conductors plus one 28 AWG twisted pair for the data lines. A flexible LSZH jacket covers the braid, foil and drain wire shield.

CBL-USBZ-2820-100	LSZH USB Revision 2.0 Compliant Bulk Cable, 100ft (30.5m) Spool	Black	123.59	116.17	108.76	CALL
CBL-USBZ-2820-500	LSZH USB Revision 2.0 Compliant Bulk Cable, 500ft (152.4m) Spool	Black	582.51	547.56	512.61	CALL
CBL-USBZ-2820-1000	LSZH USB Revision 2.0 Compliant Bulk Cable, 1000ft (304.8m) Spool	Black	1059.06	995.51	931.97	CALL

USB Connectors and Hoods, Type A and B

USB connectors and hoods are now available for custom lengths and applications. Connectors feature gold plated solder contacts, nickel-plated steel shells and a UL94V-0 rated housing.

USBCN2.0-A	USB Type A Connector		1.69	1.65	1.59	CALL
USBCN2.0-B	USB Type B Connector		1.69	1.65	1.59	CALL
USBHD2.0-Z-A	LSZH USB Type A Hood	Black	1.09	1.07	1.02	CALL
USBHD2.0-Z-B	LSZH USB Type B Hood	Black	1.09	1.07	1.02	CALL
USBHD2.0-A	USB Type A Hood	Lt. Gray	0.76	0.75	0.72	CALL
USBHD2.0-B	USB Type B Hood	Lt. Gray	0.76	0.75	0.72	CALL

USB Type A and B Female Field Termination Connector

The USB field termination female connectors provide an easy and convenient way to perform field termination for USB applications. USB 2.0 standard A and B connector styles are available. Separate connection points are provided for all 4 positions of the connector plus the ground. Terminal block design with set screws provides reliable electrical connections utilizing no special tools. The terminal block area is clearly marked making proper termination virtually foolproof. Panel mountable using 4-40 screws provided.

USBAFT	USB Field Termination Connector, Type A Female		7.24	6.81	6.37	CALL
USBBFT	USB Field Termination Connector, Type B Female		7.24	6.81	6.37	CALL

USB Panel Mountable PCB Connectors - Type A and B

This unique L-com design allows an easy, efficient way to mount USB 2.0 Type A and B PCB connectors using 4-40 screws. 30 microinch gold plated contacts insure many mating cycles without compromising performance. These are the same connectors used in our field termination terminal block connectors. PCB connectors sold in packages of 10.

UC-A-PMT	USB Panel Mount Type A PCB Connector	Silver	14.81	13.92	13.03	CALL
UC-B-PMT	USB Panel Mount Type B PCB Connector	Silver	14.81	13.92	13.03	CALL

USB Type A, B, Mini B5 and Micro B Female Connector Covers - Protect Unused Ports, Pkg / 10

These covers are perfect for protecting unused female ports in our panel mount couplers or any expensive equipment from physical damage, dirt and dust. Made from soft ABS, these covers attach easily and stay in place with a snug friction fit.

CAPUSB-A	USB Protective Cover for Type A Jacks, Pkg / 10	Black	7.78	7.16	6.53	CALL
CAPUSB-B	USB Protective Cover for Type B Jacks, Pkg / 10	Black	7.78	7.16	6.53	CALL
CAPUSB-MB5	USB Protective Cover for Type Mini B5 Jacks, Pkg / 10	Black	7.78	7.16	6.53	CALL
CAPUSB-MICB	USB Protective Cover for Type Micro B Jacks, Pkg / 10	Black	7.78	7.16	6.53	CALL

USB Cable Assembly Male Connector Dust Covers - Pkg / 10




These hard to find covers are perfect for protecting unused USB cable assembly connectors from physical damage, dirt and dust. Made from PVC, they attach easily and stay in place with a snug friction fit.

CVRUSB-A	USB Protective Cover for USB 2.0 and 3.0 Type A Plugs, Pkg / 10	Black	6.58	6.06	5.53	CALL
CVRUSB-B	USB Protective Cover for USB 2.0 Type B Plugs, Pkg / 10	Black	6.58	6.06	5.53	CALL
CVRUSB-MB4	USB Protective Cover for USB 2.0 Type Mini B4 Plugs, Pkg / 10	Black	6.58	6.06	5.53	CALL
CVRUSB-MB5	USB Protective Cover for USB 2.0 Type Mini B5 Plugs, Pkg / 10	Black	6.58	6.06	5.53	CALL
CVRUSB-MICB	USB Protective Cover for USB 2.0 Type Micro B Plugs, Pkg / 10	Black	6.58	6.06	5.53	CALL
CVRUSB3.0-B	USB Protective Cover for USB 3.0 Type B Plugs, Pkg / 10	Black	6.58	6.06	5.53	CALL
CVRUSB3.0-MICB	USB Protective Cover for USB 3.0 Type Micro B Plugs, Pkg / 10	Black	6.58	6.06	5.53	CALL


USB Protective Covers with Lanyard - for Type A and B Jacks - Pkg / 10

These new covers add a lanyard feature to enhance our existing USB cover product line. They are perfect for protecting unused USB female ports in our panel mount couplers or any expensive equipment from physical damage, dirt and dust. The lanyard is perfectly sized to fit the 4-40 screws used in our ECF and UPM panel mount products. Made from soft polyethylene, these covers attach easily and stay in place with a snug friction fit.

CAP-A-USB-LAN	USB Protective Cover with Lanyard for USB Type A Jacks, Pkg / 10	Black	8.11	7.46	6.81	CALL
CAP-B-USB-LAN	USB Protective Cover with Lanyard for USB Type B Jacks, Pkg / 10	Black	8.11	7.46	6.81	CALL



Best Seller



Item #	Description	List Price
--------	-------------	------------

L-com Isolated and Non-Isolated Inline USB to RS232/RS422/RS485 Converters

Universal Serial Bus (USB) has become the connectivity workhorse of today's PCs, replacing the familiar serial ports. But many commercial and industrial devices still use RS232 interfaces. To connect these devices to modern PCs you need robust and reliable conversion solutions. At the same time, USB ports are becoming more common on commercial and industrial equipment such as point-of-sale peripherals, medical devices, scientific instrumentation, laboratory equipment and other devices. Sometimes these are used in environments where surges, spikes and ground loops are likely to occur. Get the extended range and multi-drop capability of RS232 or RS422/485 from the USB port of your PC. Isolated models protect PCs and laptops from dangerous surges and spikes on the network. Windows automatically configures the serial output as an additional COM port, compatible with your Windows application.

LC-USB-422-485	L-com USB to RS422/485 Term Block, 2kV Isolation	108.80
LC-USB-485	L-com USB to RS485 to DB9 Female Connector	82.90
LC-USB-TB485	L-com USB to RS485 Term Block	82.90

L-com USB Isolators

At just 2.0 x 1.7 x 0.8 inches (5.1 x 4.3 x 2.0 cm), these isolators pack a powerful punch against electrical noise, surges and spikes - up to 4kV isolation. They protect expensive PCs and equipment from damaging electrical storms, power surges and other high EMI/RFI disturbances. This isolation barrier eliminates ground loops which are disruptive in measurement applications. All models are USB bus powered and provide up to 100mA of current to attached downstream devices when they are attached to a full power (500mA) USB host port.

LC-USB-ISO-4KV	L-com USB to USB 1 Port Isolator, 4kV	108.80
LC-USB-ISO-2KV	L-com USB to USB 1 Port Isolator, 2kV	81.86
LC-USB-232I	L-com USB to RS232 1 Port Isolator, 2kV	113.98

L-com 4 Port USB 2.0 Industrial Hub

L-com's LC-IND-4USBHUB is a compact, bus powered USB hub that can be securely surface mounted to a panel or wall. This hub utilizes high retention USB ports, which are ideal for high vibration environments, and has a wide operating temperature (-40 to 80C) for harsh conditions.

LC-IND-4USBHUB	L-com USB 2.0 Industrial Hub, 4 Port	112.95
----------------	--------------------------------------	--------



USB Conversion

USB has quickly become the defacto PC / Peripheral data interface of the 21st century. Data transfer speeds have rapidly increased from the original USB 1.1 specification of 12 Mbps (Released in 1998) to the then astounding Hi-Speed USB 2.0 specification of 480 Mbps (Released in 2000) and now the revolutionary SuperSpeed USB 3.0 specification of 5 Gbps (Released in 2008) is finally becoming more common on most new Desktop / Laptop computers, external storage devices and peripherals.

However, there are a wide array of legacy devices that many still need to interact with due to infrastructure demands or upgrade costs. The versatility of the USB protocol allows for a variety of conversion products to accommodate these devices and allows them to communicate with today's computer equipment.

USB conversion products are available to replicate the standard RS232 serial port(s) found on older computer systems. Conversion products are also available to replicate IEEE-1284 parallel printer ports as well as older PS / 2 Mini-Din Keyboard and Mouse interfaces that were also quite common on older computers, allowing for the continued use of older peripherals. There are even conversion products available for more exotic industrial interfaces like IEEE-488 (GPIB).

USB to RS232 Converter Cable

This easy to install USB to serial converter allows you to connect a USB port on a PC or laptop to legacy RS232 devices such as PDAs, GPS systems etc. This USB to serial converter features DB9 male connectors for the RS232 connection and a USB type A Male connector for the PC or Laptop connection. Each USB to serial converter ships with a driver / installation CD.

UMC-201	USB to RS232 Converter Cable, 1 meter	33.14
---------	---------------------------------------	-------

USB to RS232 Converters 2 and 4 Port

These easy to install converters allow you to connect a USB port on a PC or laptop to legacy RS232 devices such as PDAs, GPS systems etc. These converters feature DB9 male connectors for the RS232 connection and a USB type A Male connector for the PC or laptop connection. Each converter ships with a driver / installation CD.

UMC-102	USB to RS232 Converter, 2 RS232 DB9 Male	48.68
UMC-104	USB to RS232 Converter, 4 RS232 DB9 Male	81.84

USB to IEEE 1284 Printer Port Converter Cable

UC1284B is a USB to parallel port converter. It converts the USB on PCs, notebook PCs and handheld computing devices into a parallel port for printer connection.

UC1284B	USB to IEEE 1284 Printer Port Converter Cable, 6.0ft (1.8m)	30.03
---------	---	-------

Tripp Lite USB to PS/2 Adapter

Tripp Lite's TL-U219-000R USB to PS/2 adapter is a fast, easy way to connect a PS/2 keyboard and mouse to the USB ports on a computer. This USB converter includes foil shielding for reliable error-free data communication. **As an authorized Tripp Lite reseller, we can bid on RFqs for any Tripp Lite part numbers. Contact us to request a non-obligatory quote.**

TL-U219-000R	Tripp Lite USB to PS/2 Adapter	20.70
--------------	--------------------------------	-------

USB to GPIB Converter Cable

The USB-488 is a USB to GPIB controller module that converts any PC with a USB interface into a full-function, IEEE 488.2 Bus Controller. The unit performs all of the basic IEEE-488.1 functions such as talker, listener and system controller. Its IEEE-488.2 controller routines make it fully compliant with the IEEE 488.2 specification. The USB-488 module is a Plug and Play USB peripheral that supports Microsoft Windows 98SE/ME/2000/XP operating systems. The driver includes National Instruments' style 488.1 'ib' and 488.2 command Sets. Additionally the driver provides support for Visual Basic and C/C++ language programs and is compatible with National Instruments' VISA and LabView.

USB-488	USB to GPIB Converter Cable	533.62
---------	-----------------------------	--------



USB-HUB-3.0



ST4300USBM



ST7300USBM



US421A



TL-U233-006-MP-R



TL-U344-001-R



TL-U344-001-DP



TL-U026-016



W01-EXT-USB-50



W02-EXT-USB2-50

Item #	Description	List Price
--------	-------------	------------

USB 3.0 4 Port Hub

Perfect for sharing USB 3.0 resources such as USB scanners, card reader, and USB attached external storage, the USB-HUB-3.0 provides lightning fast USB connections at an affordable price. This plug and play USB 3.0 hub installs in seconds and is compatible with Windows SE/ME/2000/XP/VISTA/7. Ships with 5V DC power supply and 3.5 foot (1.07m) USB 3.0 cable.

USB-HUB-3.0	4 Port USB 3.0 Hub	43.50
-------------	--------------------	-------

4 Port Rugged Industrial USB 3.0 Hub (Mountable)

The ST4300USBM Mountable 4-Port Industrial USB Hub (USB 3.0) offers a simple way to expand a system's current USB capability by providing 4 additional external USB 3.0 ports from a single USB 3.0 host connection, with speeds up to 5 Gbps.

ST4300USBM	4 Port USB 3.0 Industrial Hub	113.96
------------	-------------------------------	--------

7 Port Rugged Industrial USB 3.0 Hub (Mountable)

The ST7300USBM Mountable 7-Port Industrial USB Hub (USB 3.0) offers a simple way to expand a systems current USB capability by providing 7 additional external USB 3.0 ports from a single USB 3.0 host connection, with speeds up to 5 Gbps. Designed for extreme operating environments, this industrial-grade hub provides reliability under almost any condition and can be securely mounted to most surfaces. Fully compliant with the SuperSpeed USB 3.0 specification, this industrial USB hub is backward compatible with USB 2.0 and 1.x specifications for simultaneous support of older USB peripherals or even older systems without USB capabilities.

ST7300USBM	7 Port USB 3.0 Industrial Hub	155.41
------------	-------------------------------	--------

ATEN 2/4 Port USB 2.0 Peripheral Switch

The US221A/US421A is a 2/4 Port USB 2.0 Peripheral Switch that allows up to 2/4 computers to share the use of a single USB peripheral device (such as a printer, scanner, mass storage drive, etc.) on a one-at-a-time basis. **As an authorized ATEN reseller, we can bid on RFQs for any ATEN part numbers. Contact us to request a non-obligatory quote.**

US221A	ATEN 2.0 2-Port A/B Switch	28.99
US421A	ATEN 2.0 4-Port A/B/C/D Switch	39.35

Tripp Lite USB 2.0 Data Transfer Cable

Tripp Lite's U233-006-MP-R 6 ft. High-Speed USB Windows/ Mac File Transfer Cables is the premier file and data sharing solution for Windows and MAC users. The GoSuite utility software is already embedded on the High-Speed USB File Transfer Cable and will automatically load onto your system. Transfer e-mail, music, photos, videos and document files from one computer to another, at speeds up to 480 Mbps. Compatible with Mac OS X 10.4 through 10.9, and Windows 2000 through 8 operating systems, the U233-006-MP-R is ideal for those transferring important files to a new computer and also allows you to quickly transfer music or video files to a friend's computer. **As an authorized Tripp Lite reseller, we can bid on RFQs for any Tripp Lite part numbers. Contact us to request a non-obligatory quote.**

TL-U233-006-MP-R	Tripp Lite USB 2.0 Data Transfer Cable	39.32
------------------	--	-------

Tripp Lite USB 3.0 to Video Adapters (VGA/DVI/HDMI/DP), Add Additional Video Output Options to your PCs

Tripp Lite's U344-001 Series of Video Adapters enables you to add additional video outputs to your Notebook/Laptop or Desktop PCs. Using USB 3.0's High Speed and Bandwidth; they provide reliable and high quality images in a simple 2-step process. First step is to install the driver software; the second is to connect the selected video adapter to your computer with a standard USB 3.0 cable assembly. You can connect up to six adapters to one computer allowing you to set up multiple screen solutions and providing enhanced flexibility in how you choose to display your data and greatly improving productivity. The VGA/DVI & HDMI models support max resolutions up to (2048X1152) and the DisplayPort model supports a max resolution of (2560x1600). Small physical footprint enhances portability. USB Port Powered, no external power required, fully supports Windows XP/Vista/7/8 as well as Intel Based Mac's using OS 10.8 and above. **As an authorized Tripp Lite reseller, we can bid on RFQs for any Tripp Lite part numbers. Contact us to request a non-obligatory quote.**

TL-U344-001-R	USB 3.0 to VGA/DVI Adapter, Max Resolution (2048X1152)	91.19
TL-U344-001-HD-R	USB 3.0 to HDMI Adapter, Max Resolution (2048X1152)	103.62
TL-U344-001-DP	USB 3.0 to DisplayPort Adapter, Max Resolution (2560x1600)	118.13

Tripp Lite USB 2.0 Active Extension Cable Type A Male - Female 5 Meter

The TL-U026-016 is a 16 ft. USB certified 2.0 active extension cable that is Bus Powered and can be used to increase the length of a USB device without the worry of signal loss and potential performance problems. USB limits a cable's length to 16 feet. Any length over 16 feet requires the use of an active cable such as this one. This cable has a signal booster built in. The overall cable length can be extended up to 80 feet by daisy chaining up to 5 of these active cables. The cable must be plugged directly into a USB port, either on the PC or a hub. **As an authorized Tripp Lite reseller, we can bid on RFQs for any Tripp Lite part numbers. Contact us to request a non-obligatory quote.**

TL-U026-016	Tripp Lite USB 2.0 Active Extension Cable, Type A Male - Female, 5.0m	25.88
-------------	---	-------

USB Extender - Extends USB Signals to 50 Meters

Extend USB signals up to 50 meters using standard Cat5e (or better) cable. This competitively priced USB extender features a built in buffer and actively regenerates USB signals to preserve data integrity. These extenders are great for use with security and surveillance video, PC digital audio systems and other devices with USB interface that are located in far away locations.

W01-EXT-USB-50	USB Extender	45.57
----------------	--------------	-------

USB 2.0 Extender - Extends up to 50 Meters over UTP

Send USB 2.0 signals up to 50 meters using standard Cat5e/6 solid conductor cables. Our competitively priced, plug and play USB extender features a built in buffer and actively regenerates USB signals to preserve data integrity. These extenders are great for use with security and surveillance video, PC digital audio systems and other devices with USB interface that are located in remote locations.

W02-EXT-USB2-50	USB 2.0 Extender	101.55
-----------------	------------------	--------

Icron Technologies' USB Extenders with ExtremeUSB® Technology

When you need your USB devices to operate at distances beyond five meters from the computer or source host, rely on ExtremeUSB® – the industry recognized premium standard for USB extension.

ExtremeUSB extension incorporates numerous innovative patented technologies working together to provide transparent USB extension across all Operating Systems (Windows®, OS X® and Linux®) without the requirement of additional software drivers. Whether extending USB 1.1, 2.0, 3.0 or uncompressed Full High Definition Video with USB, Icron Technologies extenders provide reliable USB extension over CAT 5e/6/7, Local Area Network or fiber up to 10km. Choose ExtremeUSB for Plug and Play installation and installers will never have to return to the jobsite once the job is done.

All Icron USB extender solutions include the ExtremeUSB® suite of features:

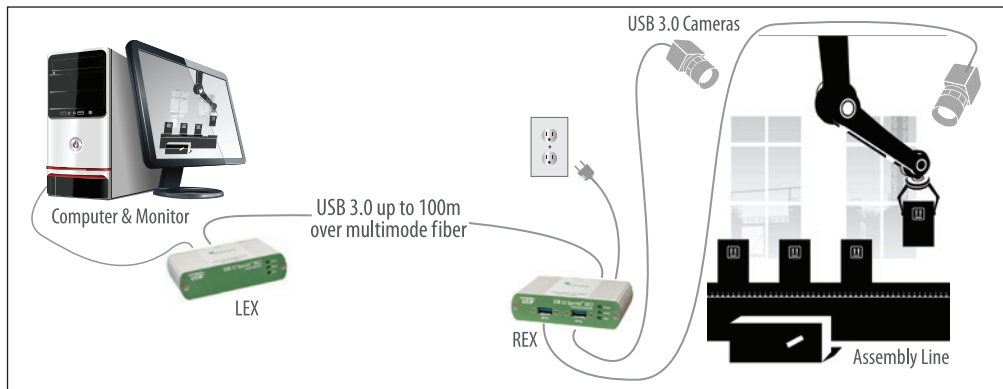
- Transparent USB extension
- True plug and play (no software drivers)
- Compatibility with all major operating systems



Icron's USB Extenders							
Item#	USB	USB Extender Model	Max Distance	Transmission Media	USB Port(s)	Power Adapter Location	List Price
ICR3022	USB 3.0	USB 3.0 Spectra™ 3022	330ft/100m	Multimode Fiber	2	Remote Extender	766.77
ICR3001-15	USB 3.0	USB 3.0 Spectra™ 3001-15	49ft/15m	Active Copper Cable	1	Bus-Powered	284.93
ICR2304GE-LAN	USB 2.0	USB 2.0 Ranger® 2304GE-LAN	330ft/100m	CAT 5e/6/7 or Local Area Network (LAN)	4	Remote Extender	393.74
ICR2304	USB 2.0	USB 2.0 Ranger® 2304	330ft/100m	CAT 5e/6/7	4	Remote Extender	357.47
ICR2301GE-LAN	USB 2.0	USB 2.0 Ranger® 2301GE-LAN	330ft/100m	CAT 5e/6/7 or Local Area Network (LAN)	1	Remote Extender	367.83
ICR2301	USB 2.0	USB 2.0 Ranger® 2301	330ft/100m	CAT 5e/6/7	1	Remote Extender	336.74
ICR2344	USB 2.0	USB 2.0 Ranger® 2344	6.2mi/10km	Singlemode Fiber	4	Remote Extender	1029.98
ICR2324	USB 2.0	USB 2.0 Ranger® 2324	1,640ft/500m	Multimode Fiber	4	Remote Extender	926.36
ICR2312	USB 2.0	USB 2.0 Ranger® 2312	330ft/100m	CAT 5e/6/7	2	Flexible: Local or Remote Extender	373.01
ICR2311	USB 2.0	USB 2.0 Ranger® 2311	330ft/100m	CAT 5e/6/7	1	Flexible: Local or Remote Extender	316.02
ICR2850	USB 1.1	USB 1.1 Rover® 2850	279ft/85m	CAT 5e/6/7	2	Bus-Powered	86.00
ICR1850	USB 1.1	USB 1.1 Rover® 1850	279ft/85m	CAT 5e/6/7	1	Bus-Powered	76.16

Icron's KVM Extenders							
Item#	USB	KVM Extender Model	Max Distance	Transmission Media	USB Port(s)	Power Adapter Location	List Price
ICR-EL5353	USB 2.0 + Video	EL5353 DVI + USB 2.0	330 ft/100m	CAT 5e/6/7	3	Local and Remote Extenders	865.21
ICR-EL5363	USB 2.0 + Video	EL5363 HDMI + USB 2.0	330 ft/100m	CAT 5e/6/7	3	Local and Remote Extenders	865.21

Note: Icron USB and KVM extenders shown above reflect the most current models. Please contact L-com for supply status on legacy models.



A USB extender system is designed to overcome a cable distance limitation of five meters for USB 2.0 and approximately three meters for USB 3.0 (also known as USB 3.1 Gen 1). The system typically consists of a pair of extender units: a Local extender unit connected to a host such as a computer, and a Remote extender unit connected to USB peripherals such as keyboard, mouse, flash drive or camera. These two extender points are joined by transmission link cable such as CAT5e/6/7, Local Area Network, or fiber to provide an extension connection at the required distance.





Firewire, DIN, SCSI, SATA Tutorial

What is Firewire?

Firewire is a high speed communication interconnect standard defined by IEEE-1394. It was originally developed to connect PCs to other PCs or to peripherals such as digital cameras, camcorders, scanners, etc. An attractive advantage is the devices are hot pluggable (live connection/disconnection without data loss or interruption).

What is SCSI?

Small Computer System Interface or SCSI is a standard and interface for transferring data between PCs and peripherals such as disk drives. Some SCSI interfaces are also found on peripherals such as scanners and CD drives.

What is SATA?

SATA or Serial ATA is a storage interface used to connect laptop and desktop computers or external mass storage devices such as a hard disk drives or optical drives. SATA can support data transfer rates as high as 3.0 Gbps per device (depending on hardware used).

What is eSATA?

eSATA or external SATA, was developed in 2004 to provide external high speed connectivity to external storage devices. eSATA technology supports hot plugging and a maximum cable length of 2 meters.

What are DIN and Mini DIN?

DIN stands for Deutsches Institut für Normung which is the German standards organization that developed this interface. DIN connectors are available in many configurations from 3 to 9 positions. Also there are several different versions of the 5 pin connector where the angle of the arc swept between the first and last pin can be 180°, 240° or 270°. The most common uses for DIN connectors are analog audio, AT keyboard and mouse connections and MIDI applications.

Mini DIN connectors were also developed by Deutsches Institut für Normung. These connectors are similar to the DIN series but feature a smaller diameter connector and are available in different styles (pin counts and pin orientation). Some popular applications for Mini DIN connectors include S-Video and PS/2 Keyboard and mouse interconnects.

Common Connector Types

• SATA, eSATA,



Serial ATA Latching




Serial ATA



External Serial ATA


• Firewire



• Type 1 (6 position) connectors are typically located on computers and hubs.



• Type 2 (4 position) connectors are commonly found on peripheral devices.



• Type B (9 position) connectors are commonly found on computers and hubs.

• DIN and Mini DIN



• 6 Pin Mini DIN PS/2 Keyboards and Mice



• 5 Pin DIN AT Keyboards



• 8 Pin Mini DIN Macintosh Peripherals

• SCSI



.8mm Male



HPDB50 Male



HPDB68 Male



DB50 Male



CN50 Male



CN50 Female

Common Applications

SCSI, SATA, eSATA



Hard Disk Drive



External Storage



Camera



Scanner



Camcorder

Firewire



Keyboard and Mouse

DIN and Mini DIN



MIDI



S-Video

Item #	Description	1-9	10-24	25-99	100+
--------	-------------	-----	-------	-------	------

Serial ATA (SATA) Cable Assemblies with Latching Connectors - Straight and Right Angle Connectors

L-com's latching Serial ATA cable assemblies provide a secure connection every time. These SATA assemblies feature two shielded 26 AWG pairs in a PVC jacket, gold plated contacts and two straight polarized seven position connectors. Both straight to straight and straight to right angle versions are offered. Custom lengths are available with modest minimum requirements. Call us today with your custom SATA requirements.

CASATAL-8	Latching Serial ATA Cable, Straight/Straight, 8.0in (20.3cm)	4.09	3.77	3.44	CALL
CASATAL-12	Latching Serial ATA Cable, Straight/Straight, 12.0in (30.4cm)	4.30	3.96	3.61	CALL
CASATAL-16	Latching Serial ATA Cable, Straight/Straight, 16.0in (40.6cm)	4.56	4.19	3.83	CALL
CASATAL-18	Latching Serial ATA Cable, Straight/Straight, 18.0in (45.7cm)	4.66	4.29	3.92	CALL
CASATAL-24	Latching Serial ATA Cable, Straight/Straight, 24.0in (61.0cm)	5.03	4.62	4.22	CALL
CASATAL-36	Latching Serial ATA Cable, Straight/Straight, 36.0in (91.4cm)	5.75	5.29	4.83	CALL
CASATARL-8	Latching Serial ATA Cable, Straight/Right Angle, 8.0in (20.3cm)	4.66	4.29	3.92	CALL
CASATARL-12	Latching Serial ATA Cable, Straight/Right Angle, 12.0in (30.4cm)	4.87	4.48	4.09	CALL
CASATARL-16	Latching Serial ATA Cable, Straight/Right Angle, 16.0in (40.6cm)	5.08	4.67	4.26	CALL
CASATARL-18	Latching Serial ATA Cable, Straight/Right Angle, 18.0in (45.7cm)	5.18	4.77	4.35	CALL
CASATARL-24	Latching Serial ATA Cable, Straight/Right Angle, 24.0in (61.0cm)	5.60	5.15	4.70	CALL
CASATARL-36	Latching Serial ATA Cable, Straight/Right Angle, 36.0in (91.4cm)	6.27	5.77	5.27	CALL



Serial ATA Cable Assemblies - Straight to Straight and Straight to Right Angle Connectors

These cables feature two shielded 26 AWG pairs in a PVC jacket, gold plated contacts and polarized seven position connectors. Available in straight to straight and straight to right angle connector orientations in lengths of 0.5 and 1 meter.

CASATA-05M	Serial ATA Cable, Straight/Straight, 0.5m	4.66	4.29	3.92	CALL
CASATA-1M	Serial ATA Cable, Straight/Straight, 1.0m	5.75	5.29	4.83	CALL
CASATAR-05M	Serial ATA Cable, Straight/Right Angle, 0.5m	5.18	4.77	4.35	CALL
CASATAR-1M	Serial ATA Cable, Straight/Right Angle, 1.0m	6.27	5.77	5.27	CALL



Serial ATA Extension Cable Assemblies (SATA) - Male to Female Connectors

These handy cables can be used to extend SATA cables as well as to create space in tightly packed areas where bulky disk-on-modules (DOMs) are difficult to connect. These cables feature a bright red PVC jacket, gold contacts and are fully shielded.

CASATAEXT-12	Serial ATA Extension Cable, 12" (30.4cm)	4.97	4.58	4.18	CALL
CASATAEXT-20	Serial ATA Extension Cable, 20" (50.8cm)	5.54	5.10	4.66	CALL



External Serial ATA Cable Assemblies - Fully Shielded, Protect Against EMI/RFI

L-com's CAESA series of external Serial ATA cables provide fast data transfer speeds for external storage devices. SATA is now available "outside the box". These fully shielded cables provide extra protection from EMI/RFI and support speeds up to three Gigabits per second.

CAESA-05M	External Serial ATA Cable Assembly, 0.5m	7.82	7.35	6.88	CALL
CAESA-1M	External Serial ATA Cable Assembly, 1.0m	8.91	8.38	7.84	CALL
CAESA-2M	External Serial ATA Cable Assembly, 2.0m	11.55	10.86	10.17	CALL



External Serial ATA to Latching SATA II Cable Assemblies, Fully Shielded

L-com's CAESA2 series of External SATA to SATA II latching cable assemblies connect eSATA external drives/enclosures to SATA II enabled systems.

CAESA2-05M	eSATA to SATA II Latching Cable Assembly, 0.5m	8.29	7.79	7.29	CALL
CAESA2-1M	eSATA to SATA II Latching Cable Assembly, 1.0m	9.48	8.91	8.34	CALL
CAESA2-2M	eSATA to SATA II Latching Cable Assembly, 2.0m	11.86	11.15	10.44	CALL



SATA and eSATA Connector Covers for Male and Female Connectors, Pkg/10

These hard to find covers are perfect for protecting unused connector ports in any equipment as well as cable assembly connectors. These covers attach easily and stay in place with a snug friction fit. Color is black.


CVRSATA	Protective Cover for SATA Cable Assembly Connector, Pkg/10	6.58	6.05	5.53	CALL
CVR-ESATA	Protective Cover for eSATA Cable Assembly Connector, Pkg/10	6.58	6.05	5.53	CALL
CAPSATA	Protective Cover for SATA Computer/Connector Ports, Pkg/10	7.77	7.15	6.53	CALL
CAP-ESATA	Protective Cover for eSATA Computer/Connector Ports, Pkg/10	7.77	7.15	6.53	CALL



Slim SATA Cables

Slim SATA cables are now available for slimline SATA drives. A compact power and data connector plugs directly into the slimline data drive and splits into a standard latching SATA cable plus a 4 position power connector.

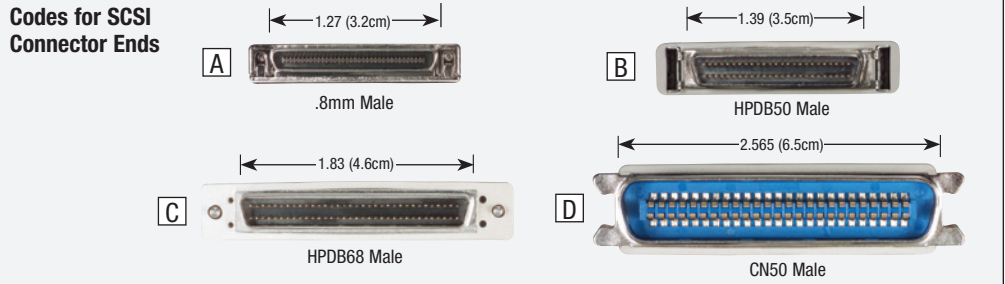


CASSA-8	Slim SATA Cable, 8" (20.3cm)	8.96	8.25	7.53	CALL
CASSA-18	Slim SATA Cable, 18" (45.7cm)	9.53	8.77	8.01	CALL



Making cable choices

To minimize the possibility of timing errors (skewing) always attempt to minimize the total bus length which includes the internal cables. When making cabling choices, consider the following recommended parameters for SCSI systems:

	DATA RATE	MAXIMUM BUS LENGTH	DEVICES SUPPORTED
SCSI-1	5 Mbps	6 meters	8 devices
SCSI-2	10 Mbps	6 meters	8 devices
SCSI-3	20 Mbps	3 meters	15/31 devices
SCSI-5	40 Mbps	3 meters	8 devices



Item #	Description	# Prs	Code	1-9	10-24	25-99	100+
--------	-------------	-------	------	-----	-------	-------	------

Ultra SCSI (SCSI-5) Cables with .8mm Pitch High-Density Connectors, Offset Backshells

Many SCSI devices utilize the VHDCI (Very High Density Cable Interconnect) standard. The high performance standard and the mechanical precision of this connector system make workmanship absolutely critical.

CA2000MM-05M	Ultra SCSI Cable, .8mm Male/Male, 0.5m	34	A-A	86.74	85.01	81.54	CALL
CA2000MM-1M	Ultra SCSI Cable, .8mm Male/Male, 1.0m	34	A-A	91.87	90.03	86.36	CALL
CA2000MM-2M	Ultra SCSI Cable, .8mm Male/Male, 2.0m	34	A-A	102.07	100.03	95.95	CALL
CA2000MM-3M	Ultra SCSI Cable, .8mm Male/Male, 3.0m	34	A-A	112.27	110.03	105.54	CALL
CA2060MM-05M	Ultra SCSI Cable, .8mm Male/HPDB68 Male, 0.5m	34	A-C	78.59	77.02	73.88	CALL
CA2060MM-1M	Ultra SCSI Cable, .8mm Male/HPDB68 Male, 1.0m	34	A-C	83.83	82.16	78.80	CALL
CA2060MM-2M	Ultra SCSI Cable, .8mm Male/HPDB68 Male, 2.0m	34	A-C	94.32	92.43	88.66	CALL
CA2060MM-3M	Ultra SCSI Cable, .8mm Male/HPDB68 Male, 3.0m	34	A-C	104.81	102.71	98.52	CALL

Standard Grade SCSI-3 Cables - Fully Molded and Shielded

All SCSI-3 cables are fully populated with 34 twisted pairs. The high density DB68 connectors utilize 2-56 threaded screws for mounting.

CA900MM-05M	SCSI-3 Cable, HPDB68 Male/Male, 0.5m	34	C-C	41.26	37.96	34.66	CALL
CA900MM-1M	SCSI-3 Cable, HPDB68 Male/Male, 1.0m	34	C-C	46.62	42.89	39.16	CALL
CA900MM-2M	SCSI-3 Cable, HPDB68 Male/Male, 2.0m	34	C-C	57.39	52.80	48.21	CALL

Premium Grade SCSI-3 Cables with Ferrite Cores - Reduce Noise Problems

Frequent OEM requests have prompted us to add a premium SCSI-3 cable utilizing ferrite cores to the line. Molded ferrites reduce radiated emissions and undesirable currents within the shield. These cables can be helpful in passing today's tough emissions standards.

CAF900MM-05M	SCSI-3 Cable, HPDB68 Male/Male with Ferrites, 0.5m	34	C-C	56.62	51.17	46.72	CALL
CAF900MM-1M	SCSI-3 Cable, HPDB68 Male/Male with Ferrites, 1.0m	34	C-C	60.98	56.10	51.22	CALL
CAF900MM-2M	SCSI-3 Cable, HPDB68 Male/Male with Ferrites, 2.0m	34	C-C	71.75	66.01	60.27	CALL
CAF900MM-3M	SCSI-3 Cable, HPDB68 Male/Male with Ferrites, 3.0m	34	C-C	82.52	75.92	69.32	CALL

Low Smoke Zero Halogen SCSI-3 Cable Assemblies

These cables meet the requirements of SCSI-3 systems. The high density DB68 SCSI connectors use 2-56 threaded thumbscrews for mounting. Cable assembly construction features 30 microinch gold plated copper alloy contacts, die cast zinc alloy hoods, 28 AWG polypropylene insulated conductors, foil/braid shield and a LSZH outer jacket. Color is black. L-com will manufacture custom cable assemblies with modest minimum requirements.

CAUZ900MM-1M	LSZH SCSI-3 Cable, HPDB68 Male/Male, 1.0m	34	C-C	116.93	109.92	102.90	CALL
CAUZ900MM-2M	LSZH SCSI-3 Cable, HPDB68 Male/Male, 2.0m	34	C-C	137.68	129.42	121.16	CALL
CAUZ900MM-3M	LSZH SCSI-3 Cable, HPDB68 Male/Male, 3.0m	34	C-C	158.31	148.81	139.31	CALL

SCSI-2 Computer Cables - Molded, Shielded and Compatible with Differential SCSI-2

These differential SCSI-2 cables utilize 25 twisted pair cable and half pitch DB50 connectors. Half pitch connector housings connect via spring locking latches. All cables are fully molded and have foil and copper braid shielding. Lengths are measured in meters.

CA801-05M	SCSI-2 Molded Cable HPDB50 Male/Male, 0.5m	B-B	33.61	31.60	29.58	CALL
CA801-1M	SCSI-2 Molded Cable HPDB50 Male/Male, 1.0m	B-B	38.74	36.42	34.09	CALL
CA801-2M	SCSI-2 Molded Cable HPDB50 Male/Male, 2.0m	B-B	51.74	48.63	45.53	CALL
CA801-3M	SCSI-2 Molded Cable HPDB50 Male/Male, 3.0m	B-B	63.36	59.56	55.76	CALL

Differential SCSI-1 Cables - Fully Populated, 25 Twisted Pairs, Molded and Shielded

These differential SCSI-1 cables are built to the 25 pair standard used with most SCSI-1 equipment. The differential interface on the equipment allows longer distances to be achieved by sending information simultaneously along two pairs of wires. CN50 cables are fully molded and utilize 26 AWG twisted pairs with foil shielding throughout. Cable length is measured in meters.

CA751MM-05M	SCSI-1 Molded Cable, CN50 Male/Male, 0.5m	D-D	39.88	37.49	35.10	CALL
CA751MM-1M	SCSI-1 Molded Cable, CN50 Male/Male, 1.0m	D-D	49.57	46.60	43.62	CALL
CA751MM-2M	SCSI-1 Molded Cable, CN50 Male/Male, 2.0m	D-D	68.83	64.70	60.57	CALL
CA751MM-3M	SCSI-1 Molded Cable, CN50 Male/Male, 3.0m	D-D	88.10	82.81	77.53	CALL

SCSI Gender Changers and Adapters

Several models are now offered to satisfy most common applications. Gender changers allow mating of similar cables. Adapters allow the user to match various SCSI cable systems.

DGB50F	Gender Changer, DB50 Female/Female	11.35	10.21	9.08	CALL
DGB50M	Gender Changer, DB50 Male/Male	11.35	10.21	9.08	CALL
DGC50F	50 Pin Gender Changer, CN50 Female/Female	13.77	12.67	11.57	CALL
DGC50M	50 Pin Gender Changer, CN50 Male/Male	13.77	12.67	11.57	CALL
CAA910MF	SCSI Adapter, CN50 Male/HPDB50 Female	37.96	35.68	33.40	CALL

2-56 SCSI-3 Replacement Thumbscrews, Pkg/10

These thumbscrews are designed for all L-com's molded SCSI-3/HPDB68 cable assemblies. Material is steel with nickel finish.

TS-SCSI3	2-56 SCSI-3 Replacement Thumbscrews, Pkg/10	4.92	4.63	4.33	CALL
----------	---	------	------	------	------

Item #	Description	1-9	10-24	25-99	100+
--------	-------------	-----	-------	-------	------

IEEE-1394 Firewire Cable Assemblies - Transmission Rates to 400 Mbps

Highest quality Firewire cables allow for transfer rates up to 400 Mbps and meet the IEEE-1394 specification. These cables allow for simple Plug and Play connections for devices such as printers, scanners, digital cameras and other firewire peripherals. They can also be used to link two computers together for file sharing. Twisted pair data lines help reduce crosstalk while 22 AWG power conductors enable maximum power transfer from host to peripheral.

IEEE-1394 Firewire Cable, Type 1 to Type 1, PVC Jacket, 30 Microinches (0.762µm) Gold

CSM94-05M	IEEE-1394 Firewire Cable, Type 1/Type 1, 0.5m	13.46	12.38	11.31	CALL
CSM94-1M	IEEE-1394 Firewire Cable, Type 1/Type 1, 1.0m	15.33	14.10	12.87	CALL
CSM94-2M	IEEE-1394 Firewire Cable, Type 1/Type 1, 2.0m	19.06	17.53	16.01	CALL
CSM94-3M	IEEE-1394 Firewire Cable, Type 1/Type 1, 3.0m	22.68	20.87	19.05	CALL
CSM94-5M	IEEE-1394 Firewire Cable, Type 1/Type 1, 5.0m	30.04	27.64	25.23	CALL

IEEE-1394 Firewire Cable, Type 1 to Type 2, PVC Jacket, 30 Microinches (0.762µm) Gold

CSM94-05M2	IEEE-1394 Firewire Cable, Type 1/Type 2, 0.5m	13.46	12.38	11.31	CALL
CSM94-1M2	IEEE-1394 Firewire Cable, Type 1/Type 2, 1.0m	15.33	14.10	12.87	CALL
CSM94-2M2	IEEE-1394 Firewire Cable, Type 1/Type 2, 2.0m	19.06	17.53	16.01	CALL
CSM94-3M2	IEEE-1394 Firewire Cable, Type 1/Type 2, 3.0m	22.68	20.87	19.05	CALL
CSM94-5M2	IEEE-1394 Firewire Cable, Type 1/Type 2, 5.0m	30.04	27.64	25.23	CALL

IEEE-1394 Firewire Extension Cable, Type 1 Connectors, PVC Jacket, 30 Microinches (0.762µm) Gold

CSM94X-1M	IEEE-1394 Firewire Extension Cable, Type 1/Type 1, 1.0m	17.19	15.82	14.44	CALL
CSM94X-2M	IEEE-1394 Firewire Extension Cable, Type 1/Type 1, 2.0m	20.82	19.15	17.49	CALL
CSM94X-3M	IEEE-1394 Firewire Extension Cable, Type 1/Type 1, 3.0m	24.55	22.58	20.62	CALL

IEEE-1394b Firewire Cable Assemblies - Transmission Rates to 800 Mbps

This version of Firewire cable assemblies utilizes a 9 position connector that is compliant with the IEEE-1394b standard. These cables can double the transmission rates of the traditional IEEE-1394a cable assemblies. Cable construction features two individually shielded 26 AWG data pairs plus two 22 AWG power conductors with an overall foil/braid shield and molded backshells. Color is black.

IEEE-1394b Firewire Cable, Type B to Type 1, PVC Jacket, 30 Microinches (0.762µm) Gold

CSM94B1-1M	IEEE-1394b Firewire Cable, Type B/Type 1, 1.0m	22.59	20.78	18.97	CALL
CSM94B1-2M	IEEE-1394b Firewire Cable, Type B/Type 1, 2.0m	27.36	25.17	22.98	CALL
CSM94B1-3M	IEEE-1394b Firewire Cable, Type B/Type 1, 3.0m	32.12	29.55	26.98	CALL
CSM94B1-5M	IEEE-1394b Firewire Cable, Type B/Type 1, 5.0m	41.66	38.32	34.99	CALL

IEEE-1394b Firewire Cable, Type B to Type B, PVC Jacket, 30 Microinches (0.762µm) Gold

CSM94BB-1M	IEEE-1394b Firewire Cable, Type B/Type B, 1.0m	22.59	20.78	18.97	CALL
CSM94BB-2M	IEEE-1394b Firewire Cable, Type B/Type B, 2.0m	27.36	25.17	22.98	CALL
CSM94BB-3M	IEEE-1394b Firewire Cable, Type B/Type B, 3.0m	32.12	29.55	26.98	CALL
CSM94BB-5M	IEEE-1394b Firewire Cable, Type B/Type B, 5.0m	41.66	38.32	34.99	CALL

Waterproof IEEE-1394 Firewire Cable Assemblies - IP67 Rated, Male to Female

L-com now offers IP67 solutions for your harsh environment IEEE-1394 Firewire applications. These robust assemblies feature a specialized IP67 rated 6 position female connector on one end and a standard 6 pin male connector on the other end. These assemblies are perfect for applications where dust and moisture are prevalent and can be used to connect to enclosures, panels, or directly to peripherals or PCs.

WP946PMF-05M	IEEE-1394 Waterproof Firewire Cable, Male/Female, 0.5m	22.07	21.63	20.75	CALL
WP946PMF-2M	IEEE-1394 Waterproof Firewire Cable, Male/Female, 2.0m	23.83	23.36	22.40	CALL
WP946PMF-5M	IEEE-1394 Waterproof Firewire Cable, Male/Female, 5.0m	27.41	26.86	25.76	CALL

IEEE-1394 Firewire Latching Cable Assemblies, Type 1 to Type 1

These assemblies utilize L-com's CN1394L-1 latching Type 1 /6 position connector on both ends of the cable. The latching connector provides mechanical retention to mating connectors providing a secure connection every time. It is easy to un-mate by depressing the release mechanism and supports Firewire 400 Mbps speeds. L-com can manufacture custom cable assemblies with low minimum quantity requirements and short lead times.

CSM94L-05M	IEEE-1394 Firewire Latching Cable, Type 1 Male/Type 1 Male, 0.5m	23.20	22.74	22.27	CALL
CSM94L-1M	IEEE-1394 Firewire Latching Cable, Type 1 Male/Type 1 Male, 1.0m	24.86	24.46	23.96	CALL
CSM94L-2M	IEEE-1394 Firewire Latching Cable, Type 1 Male/Type 1 Male, 2.0m	28.80	28.22	27.64	CALL
CSM94L-3M	IEEE-1394 Firewire Latching Cable, Type 1 Male/Type 1 Male, 3.0m	32.53	31.88	31.23	CALL
CSM94L-5M	IEEE-1394 Firewire Latching Cable, Type 1 Male/Type 1 Male, 5.0m	39.99	39.19	38.39	CALL

IEEE-1394 Firewire Latching Male Connector, Type 1 (6 Position)

L-com's CN1394L-1 IEEE-1394 Firewire connector is a unique latching male connector that provides mechanical retention to mating connectors providing a secure connection. This latching connector is easy to un-mate by depressing the release mechanism, and supports Firewire 400 Mbps speeds. L-com can manufacture custom cable assemblies using this connector with low minimum quantity requirements and short lead times. Or do it yourself with these easy to solder connectors.

CN1394L-1	IEEE-1394 Firewire Latching Connector, Type 1 Male	13.06	12.27	11.49	CALL
-----------	--	-------	-------	-------	------

IEEE-1394 Firewire Shielded Panel Mount Couplers, Type 1 Connectors


This coupler provides a practical and cost effective way to feed Firewire cables through a panel or enclosure. A unique mounting flange makes these units usable in virtually any panel thickness. Features two Type 1 (6 position) female connectors and metal housing. Recommended 4-40 mounting screws must be purchased separately.

ECF504-94MS	IEEE-1394 Firewire Shielded Coupler, Type 1 Connectors	11.28	11.06	10.61	CALL
ECF440	Machine Screws, 4-40 x 5/16", Pkg/1300	5.18	4.77	4.35	CALL

IEEE-1394 Firewire Connector Covers, 6 Position - Protect Unused Ports, Pkg/10



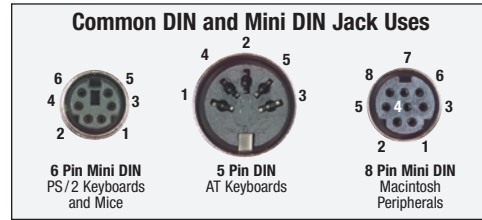
These covers are perfect for protecting unused female ports in our panel mount couplers or any expensive equipment from physical damage, dirt and dust. Made from soft ABS, these covers attach easily and stay in place with a snug friction fit. Color is black.

CAP1394-6P	IEEE-1394 Firewire Protective Cover for Type 1 Jacks, Pkg/10	7.77	7.15	6.53	CALL
------------	--	------	------	------	------



DIN and Mini DIN Cables for Computer Keyboards, Mice and Other Uses

These Premium DK Series are the finest DIN /Mini DIN cables on the market. As the illustration reveals, the painstaking attention to detail beneath the surface makes the difference. All DK cables listed are wired straight-thru, fully populated, double shielded (copper braid and aluminum mylar), 24 AWG and fully over molded.



Item #	Description	1-9	10-24	25-99	100+
--------	-------------	-----	-------	-------	------

Premium DIN 5 Cables - Fully Populated - Double Shielded

DK225MM-3	Molded Cable, DIN 5 Male / Male, 3.0ft (0.9m)	7.95	7.47	7.00	CALL
DK225MM-6	Molded Cable, DIN 5 Male / Male, 6.0ft (1.8m)	11.47	10.78	10.10	CALL
DK225MM-10	Molded Cable, DIN 5 Male / Male, 10.0ft (3.0m)	16.17	15.20	14.23	CALL
DK225MM-20	Molded Cable, DIN 5 Male / Male, 20.0ft (6.0m)	27.91	26.23	24.56	CALL
DK225MM-25	Molded Cable, DIN 5 Male / Male, 25.0ft (7.6m)	33.78	31.75	29.73	CALL
DK225MF-3	Molded Extension Cable, DIN 5, Male / Female, 3.0ft (0.9m)	7.95	7.47	7.00	CALL
DK225MF-6	Molded Extension Cable, DIN 5, Male / Female, 6.0ft (1.8m)	11.47	10.78	10.10	CALL
DK225MF-10	Molded Extension Cable, DIN 5, Male / Female, 10.0ft (3.0m)	16.17	15.20	14.23	CALL
DK225MF-20	Molded Extension Cable, DIN 5, Male / Female, 20.0ft (6.0m)	27.91	26.23	24.56	CALL
DK225MF-25	Molded Extension Cable, DIN 5, Male / Female, 25.0ft (7.6m)	33.78	31.75	29.73	CALL

Premium Mini DIN 6 Cables - Fully Populated - Double Shielded

DK226MM-1	Molded Cable, Mini DIN 6 Male / Male, 1.0ft (0.3m)	8.16	7.67	7.18	CALL
DK226MM-2	Molded Cable, Mini DIN 6 Male / Male, 2.0ft (0.6m)	9.34	8.78	8.22	CALL
DK226MM-3	Molded Cable, Mini DIN 6 Male / Male, 3.0ft (0.9m)	10.51	9.88	9.25	CALL
DK226MM-6	Molded Cable, Mini DIN 6 Male / Male, 6.0ft (1.8m)	14.03	13.19	12.35	CALL
DK226MM-10	Molded Cable, Mini DIN 6 Male / Male, 10.0ft (3.0m)	18.73	17.61	16.48	CALL
DK226MM-15	Molded Cable, Mini DIN 6 Male / Male, 15.0ft (4.6m)	24.60	23.12	21.65	CALL
DK226MM-20	Molded Cable, Mini DIN 6 Male / Male, 20.0ft (6.0m)	30.47	28.64	26.81	CALL
DK226MM-25	Molded Cable, Mini DIN 6 Male / Male, 25.0ft (7.6m)	36.34	34.16	31.98	CALL
DK226MF-3	Molded Extension Cable, Mini DIN 6 Male / Female, 3.0ft (0.9m)	10.51	9.88	9.25	CALL
DK226MF-6	Molded Extension Cable, Mini DIN 6 Male / Female, 6.0ft (1.8m)	14.03	13.19	12.35	CALL
DK226MF-10	Molded Extension Cable, Mini DIN 6 Male / Female, 10.0ft (3.0m)	18.73	17.61	16.48	CALL
DK226MF-15	Molded Extension Cable, Mini DIN 6 Male / Female, 15.0ft (4.6m)	24.60	23.12	21.65	CALL
DK226MF-20	Molded Extension Cable, Mini DIN 6 Male / Female, 20.0ft (6.0m)	30.47	28.64	26.81	CALL
DK226MF-25	Molded Extension Cable, Mini DIN 6 Male / Female, 25.0ft (7.6m)	36.34	34.16	31.98	CALL

Premium Mini DIN 8 Cables - Fully Populated - Double Shielded

DK238MM-1	Molded Cable, Mini DIN 8 Male / Male, 1.0ft (0.3m)	10.25	9.63	9.02	CALL
DK238MM-2	Molded Cable, Mini DIN 8 Male / Male, 2.0ft (0.6m)	11.42	10.73	10.05	CALL
DK238MM-3	Molded Cable, Mini DIN 8 Male / Male, 3.0ft (0.9m)	12.59	11.84	11.08	CALL
DK238MM-6	Molded Cable, Mini DIN 8 Male / Male, 6.0ft (1.8m)	16.12	15.15	14.18	CALL
DK238MM-10	Molded Cable, Mini DIN 8 Male / Male, 10.0ft (3.0m)	20.81	19.56	18.31	CALL
DK238MM-15	Molded Cable, Mini DIN 8 Male / Male, 15.0ft (4.6m)	26.68	25.08	23.48	CALL
DK238MM-20	Molded Cable, Mini DIN 8 Male / Male, 20.0ft (6.0m)	32.55	30.60	28.65	CALL
DK238MM-25	Molded Cable, Mini DIN 8 Male / Male, 25.0ft (7.6m)	38.42	36.12	33.81	CALL
DK238MF-3	Molded Extension Cable, Mini DIN 8 Male / Female, 3.0ft (0.9m)	12.59	11.84	11.08	CALL
DK238MF-6	Molded Extension Cable, Mini DIN 8 Male / Female, 6.0ft (1.8m)	16.12	15.15	14.18	CALL
DK238MF-10	Molded Extension Cable, Mini DIN 8 Male / Female, 10.0ft (3.0m)	20.81	19.56	18.31	CALL
DK238MF-15	Molded Extension Cable, Mini DIN 8 Male / Female, 15.0ft (4.6m)	26.68	25.08	23.48	CALL
DK238MF-20	Molded Extension Cable, Mini DIN 8 Male / Female, 20.0ft (6.0m)	32.55	30.60	28.65	CALL
DK238MF-25	Molded Extension Cable, Mini DIN 8 Male / Female, 25.0ft (7.6m)	38.42	36.12	33.81	CALL

Economy Mini DIN Cables - Shielded, Molded, Fully Populated

These cables provide an economical choice suitable for many applications and are comparable with most cables on the market. Available with Mini DIN 6 or 8 position connectors. Construction features durable PVC mold, 28 AWG conductors and 360 degree foil shield. Color is gray.

Economy Mini DIN 6 Cables - Male to Male and Male to Female



CSMD6MM-3	Economy Molded Cable, Mini DIN 6 Male / Male, 3.0ft (0.9m)	5.23	4.92	4.60	CALL
CSMD6MM-6	Economy Molded Cable, Mini DIN 6 Male / Male, 6.0ft (1.8m)	6.46	6.07	5.68	CALL
CSMD6MM-10	Economy Molded Cable, Mini DIN 6 Male / Male, 10.0ft (3.0m)	8.11	7.62	7.14	CALL
CSMD6MM-25	Economy Molded Cable, Mini DIN 6 Male / Male, 25.0ft (7.6m)	14.30	13.44	12.59	CALL
CSMD6MF-3	Economy Molded Cable, Mini DIN 6 Male / Female, 3.0ft (0.9m)	5.23	4.92	4.60	CALL
CSMD6MF-6	Economy Molded Cable, Mini DIN 6 Male / Female, 6.0ft (1.8m)	6.46	6.07	5.68	CALL
CSMD6MF-10	Economy Molded Cable, Mini DIN 6 Male / Female, 10.0ft (3.0m)	8.11	7.62	7.14	CALL
CSMD6MF-25	Economy Molded Cable, Mini DIN 6 Male / Female, 25.0ft (7.6m)	14.30	13.44	12.59	CALL

Economy Mini DIN 8 Cables - Male to Male and Male to Female

CSMD8MM-3	Economy Molded Cable, Mini DIN 8 Male / Male, 3.0ft (0.9m)	6.62	6.22	5.82	CALL
CSMD8MM-6	Economy Molded Cable, Mini DIN 8 Male / Male, 6.0ft (1.8m)	8.38	7.88	7.37	CALL
CSMD8MM-10	Economy Molded Cable, Mini DIN 8 Male / Male, 10.0ft (3.0m)	10.73	10.08	9.44	CALL
CSMD8MM-25	Economy Molded Cable, Mini DIN 8 Male / Male, 25.0ft (7.6m)	19.53	18.36	17.19	CALL
CSMD8MF-3	Economy Molded Cable, Mini DIN 8 Male / Female, 3.0ft (0.9m)	6.62	6.22	5.82	CALL
CSMD8MF-6	Economy Molded Cable, Mini DIN 8 Male / Female, 6.0ft (1.8m)	8.38	7.88	7.37	CALL
CSMD8MF-10	Economy Molded Cable, Mini DIN 8 Male / Female, 10.0ft (3.0m)	10.73	10.08	9.44	CALL
CSMD8MF-25	Economy Molded Cable, Mini DIN 8 Male / Female, 25.0ft (7.6m)	19.53	18.36	17.19	CALL

DIN and Mini DIN Adapters and Connectors

These adapters are an L-com exclusive. Useful in many applications including S-video, computer mice, keyboards and instrumentation. A unique design permits easy mounting in standard size 0.5" (1.3cm) and 0.75" (1.9cm) circular or D shaped openings allowing the use of common punch tooling. Adapter bodies are machined from solid brass. Bright nickel plating provides corrosion resistance and a quality appearance. Gold plated contacts ensure reliable connections. Custom versions will be considered with modest minimums, please contact our sales group for assistance.



Item #	Description	1-9	10-24	25-99	100+
--------	-------------	-----	-------	-------	------

DIN and Mini DIN Feed-thru Adapters - Panel and Wall Plate Mountable


These exclusive adapters offer a unique design suitable for panel mounting DIN and Mini DIN adapters. Female-Female gender.

MD44FF	Feed-Thru Adapter, Mini DIN 4, Female / Female	9.57	8.81	8.04	CALL
MD66FF	Feed-Thru Adapter, Mini DIN 6, Female / Female	10.39	9.56	8.73	CALL
MD88FF	Feed-Thru Adapter, Mini DIN 8, Female / Female	10.72	9.86	9.00	CALL
DD55F	Feed-Thru Adapter, DIN 5, Female / Female	10.72	9.86	9.00	CALL

Mini DIN Bulkhead Jack to Flying Leads

Machined adapters utilize 4, 6 or 8 26 AWG color coded wires for chassis termination.

MD44FJF	Mini DIN 4 Bulkhead Jack / Leads, Front Mount	10.67	9.82	8.97	CALL
MD66FJF	Mini DIN 6 Bulkhead Jack / Leads, Front Mount	11.59	10.66	9.73	CALL
MD88FJF	Mini DIN 8 Bulkhead Jack / Leads, Front Mount	11.91	10.96	10.01	CALL
MD44FJR	Mini DIN 4 Bulkhead Jack / Leads, Rear Mount	10.67	9.82	8.97	CALL
MD66FJR	Mini DIN 6 Bulkhead Jack / Leads, Rear Mount	11.59	10.66	9.73	CALL
MD88FJR	Mini DIN 8 Bulkhead Jack / Leads, Rear Mount	11.91	10.96	10.01	CALL



Mini DIN Bulkhead Adapter Styles

Mini DIN 6 and 8 Gender Changers

DMB536F	Gender Changer, Mini DIN 6 Female / Female	5.17	4.86	4.55	CALL
DMB538F	Gender Changer, Mini DIN 8 Female / Female	5.17	4.86	4.55	CALL

Premium Mini DIN 6 Y Cable - Fully Populated - Double Shielded - Male to (2) Female


K23-MDY	Molded Y Cable, Mini DIN 6 Male / 2 Mini DIN 6 Female, 1.25 ft (0.381m)	9.77	8.98	8.20	CALL
---------	---	------	------	------	------



Mini DIN 4-S-Video Jack for Field Termination

The MD44FT Field Termination Mini DIN 4 Female jack offers a quick and easy field termination using common tools. Terminal blocks with set screws ensure reliable electrical connections. The terminal block area is clearly marked making field termination virtually foolproof. This unit is designed to fit common 0.5" (1.3cm) circular or D style openings. The undercut PCB area provides a convenient area to secure a cable tie wrap resulting in a neat dressing for the terminated cable. Custom configurations will be considered with modest minimums.

MD44FT	Mini DIN 4 Female Field Termination Jack	7.93	7.29	6.66	CALL
--------	--	------	------	------	------



Tip Typical installation of an MD44FT field installable jack

Interface Modules - DIN Rail Mountable, with Shielded D-Sub and RJ45 Connectors

These DIN rail mountable interface modules feature a unique series of plated through holes that allow for the insertion of electronic components inline or across any circuit. Modules are available with shielded DB9, DB15, DB25 and DB37 female connectors. Also listed is a shielded RJ45 jack version. Terminal block connectors accept 26-12 AWG wire, are easily terminated and do not require crimp ferrules. Please inquire on any custom modifications required.

RBMDIB09F	Interface Module, DB9 Female	67.55	66.20	64.85	CALL
RBMDIB15F	Interface Module, DB15 Female	76.15	74.63	73.10	CALL
RBMDIB25F	Interface Module, DB25 Female	88.38	86.61	84.84	CALL
RBMDIB37F	Interface Module, DB37 Female	104.33	102.25	100.16	CALL
RBMRJ45F	Interface Module, RJ45 Jack	61.44	60.21	58.98	CALL





IEEE-488 GPIB Tutorial

What are GPIB cables?

GPIB cables consist of 12 twisted pairs of copper wire and utilize a Centronics 24 style male / female connector.

How are GPIB cables used?

They are used in a bus or star architecture where the connectors "piggy back" each other and then connect primarily test and measurement equipment to PCs and other devices.

Where are GPIB cables used?

GPIB cables are typically used in test and measurement applications and are also used in DAQ (data acquisition) applications.

IEEE-488 Cabling Terms

Adapter: A device used to interconnect two different connector types.

American Wire Gauge (AWG): A U.S. standard set of non-ferrous wire conductor sizes. Typical data wiring is AWG number 24, 26 or 28. The higher the gauge number, the smaller the diameter and thinner the wire.

Backshell (Hood): A mechanical backing that is sometimes put onto a connector. The device protects the conductors and can be assembled or injection molded.

Bus: Also called a "Daisy Chain". A network topology where each node is connected to one another in line. A major disadvantage is that when there is a break in the bus the entire network goes down.

Cable: A set of insulated wires or conductors within an extruded jacket. Many types of cable utilize shielding around the wires and under the cable jacket.

Cable Assembly: A piece of cable that has been terminated with one or more connectors.

Conductor: A metal path, usually copper, that passes electricity. When discussing data cabling, "wire" and "conductor" are synonymous.

Connector: Electromechanical coupling device that provides an electrical interface that can be mated and unmated.

Contact: The specific points of contact within a connector. Contacts can be male (pins) or female (sockets).

Coupler: A device used to connect two similar connector types.

Crosstalk: The coupling of electromagnetic fields from conductors into adjacent conductors. Crosstalk is controlled by twisting the conductors into a pair or by separating/shielding conductors.

Electromagnetic Interference (EMI): Unwanted electromagnetic or electrical energy that causes unwanted responses in electronic equipment.

GPIB: General Purpose Interface Bus. Common name for IEEE-488.

HPIB: Hewlett Packard Interface Bus. Common name for IEEE-488.

IEEE-488: Institute of Electrical and Electronics Engineers interface standard number 488.

Injection Molding: The process used to inject molten polymer into a mold. Connector backshells are often injection molded.

Insulation: A material with very high resistivity used to protect conductors. Insulation is usually extruded over the wire or conductor after the drawing process.

Insulation Displacement Contact: A means of terminating wires without the need of stripping down to the bare wire.

Jack: The female receptacle-usually found on equipment.

Plug: Popular term for a male gender connector of varied types.

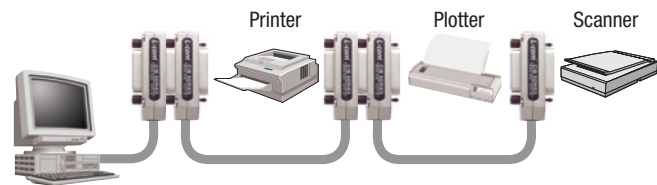
Shielding: A conductive foil or braid that covers insulated wires in a cable. The shield provides electrical grounding and protection from external electromagnetic interference (EMI). Shielding is also used to control internal electromagnetic radiation.

Strain Relief: A method of protecting the wire to contact point from flexing or pulling.

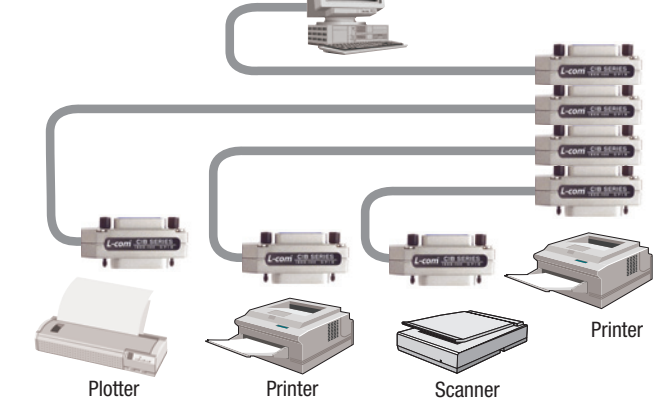
Twisted Pair: Two insulated conductors twisted at a fixed rate of twists per unit of length, typically used in balanced circuits where nominal impedance and crosstalk are critical characteristics.

Wire: Conductive material, typically copper, that has been drawn down to a specific size and coated with an insulating material. A "bare wire" utilizes no insulator coating.

In-Line / Linear Configuration





Physical / Star Configuration



IEEE-488 Connector Specifications

The IEEE-488 GPIB connector utilizes 24 contacts in a parallel configuration.



IEEE-488 Construction

- 24 conductors with twisted pairs
- Braid Shield with a minimum 85% coverage
- Centronics style 24 position male to female piggy back connectors allowing for easy daisy chaining
- Metric mating hardware, M3.5 x 0.6



IEEE-488 GPIB Tutorial

L-com IEEE-488 Cable Assembly Options

L-com offers three different cable options to best satisfy customer needs and maximize value:


	MOLDED	DELUXE	PREMIUM
Backshell Detail	PVC molded backshell over internal steel shell enclosure	Die cast aluminum, nickel plated backshell	Die cast aluminum, nickel plated backshell
Connector Detail	Stamped steel, nickel plated connectors	Die cast alloy, nickel plated connectors	Die cast alloy, nickel plated connectors
Contact Plating	30 microinch (0.762µm) gold plated contacts	30 microinch (0.762µm) gold plated contacts	30 microinch (0.762µm) gold plated contacts
Cable Shielding	One braid and one foil/mylar overall shield	One braid and one foil/mylar overall shield plus one inner foil/mylar shield	One braid and one foil/mylar overall shield plus one inner braid and one inner foil/mylar shield

L-com is the Originator




L-com was the first to introduce molded, in-line, male only GPIB cables. Acceptance was immediate and soon users demanded upgraded models with metal connector shells and better cable shielding gradations. Now the female version has been added to complete the series.

We complied with your wishes and we're proud to offer the latest premium and deluxe versions of single ended cables listed as standard items.

We urge you to try this wiring concept and to discover the many real advantages.



Molded Cable Makeup CMB / CIM / CIMB / CMC / CMD Series



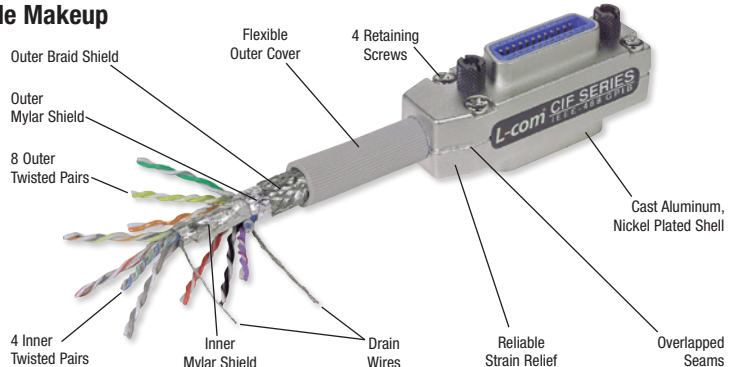
The Industry Standard

Hewlett Packard set the criteria in the design of optimum IEEE-488 GPIB cables with three shields, twisted pairs and metal shells, offering maximum performance.

L-com agreed with this need and developed a comparable cable type that we call the CIF Series. This family of IEEE-488 GPIB cables is directly interchangeable with HP, AMP and Amphenol.

The Deluxe Series is by far your best buy compared to any of the GPIB cables on the market today.

Deluxe Cable Makeup CIF Series





L-com offers the Most Value

A reminder that the difference in cost between good quality wiring components and the IEEE-488 cables offered by discounters is very little indeed. When you consider the total value of the equipment that will be tied into a system, the cost of cables, adapters and accessories becomes only a small part of the total investment.




In many applications, it is wise to use the premier cables on the market, L-com's Premium Series. Our cables and accessories are of the highest quality and our prices are realistic. We feel confident that if you compare Quality, Variety, Service and Price you will find that L-com definitely comes out on top on all counts.

Premium Cable Makeup CIB / CBC / CBD / CBX Series



L-com Molded Grade Cable Assemblies

Cables listed on this page utilize two shields and a fully molded backshell. They are the most economical choice and are the most common substitute to competitor models.



Item #	Description	Connector Orientation	1-9	10-24	25-99	100+
--------	-------------	-----------------------	-----	-------	-------	------

Molded Grade IEEE-488 GPIB Cables - Double Shielded with Molded Backshells

L-com offers many IEEE-488 cable assembly options. The most economical choice uses double shielded cable that is adequate for many applications. Featuring all-molded connector ends which contribute to a long life expectancy and are impervious to breakage at the point where the cable enters the connector housing. A unique stamped steel internal enclosure provides 100% shielding and a robust strain relief. Considerable savings can be realized using this cable, particularly in volume applications.

The CMB Cable Series meets all standards of the IEEE-488 interface, conforms with normal mounting procedures and is directly compatible with HP, AMP and Amphenol.

CMB24-05M	Molded IEEE-488 Cable, 0.5m	Normal/Normal	73.54	72.07	69.13	CALL
CMB24-1M	Molded IEEE-488 Cable, 1.0m	Normal/Normal	77.89	76.33	73.22	CALL
CMB24-2M	Molded IEEE-488 Cable, 2.0m	Normal/Normal	86.70	84.97	81.50	CALL
CMB24-3M	Molded IEEE-488 Cable, 3.0m	Normal/Normal	95.52	93.61	89.79	CALL
CMB24-4M	Molded IEEE-488 Cable, 4.0m	Normal/Normal	104.33	102.24	98.07	CALL
CMB24-5M	Molded IEEE-488 Cable, 5.0m	Normal/Normal	113.14	110.88	106.35	CALL
CMB24-6M	Molded IEEE-488 Cable, 6.0m	Normal/Normal	121.96	119.52	114.64	CALL
CMB24-8M	Molded IEEE-488 Cable, 8.0m	Normal/Normal	139.47	136.68	131.10	CALL

Molded IEEE-488 GPIB Cables - Two Reverse Entry Connectors to Overcome Difficult Mounting

There are times when the use of a standard GPIB cable is not desirable because of obstructions from other nearby instruments, etc. In some cases it may be more advantageous to have the cable enter the connector housing from the opposite direction. An obvious advantage is when it is used as an extension cable.

CIM24-05M	Molded IEEE-488 Cable, 0.5m	Reverse/Reverse	76.91	72.30	67.68	CALL
CIM24-1M	Molded IEEE-488 Cable, 1.0m	Reverse/Reverse	81.48	76.59	71.70	CALL
CIM24-2M	Molded IEEE-488 Cable, 2.0m	Reverse/Reverse	90.62	85.18	79.75	CALL
CIM24-3M	Molded IEEE-488 Cable, 3.0m	Reverse/Reverse	99.87	93.88	87.88	CALL
CIM24-4M	Molded IEEE-488 Cable, 4.0m	Reverse/Reverse	109.01	102.47	95.93	CALL
CIM24-5M	Molded IEEE-488 Cable, 5.0m	Reverse/Reverse	118.26	111.16	104.07	CALL
CIM24-6M	Molded IEEE-488 Cable, 6.0m	Reverse/Reverse	127.50	119.85	112.20	CALL
CIM24-8M	Molded IEEE-488 Cable, 8.0m	Reverse/Reverse	145.89	137.14	128.38	CALL

Molded IEEE-488 GPIB Cables - With One Reverse Entry Connector to One Normal Entry

GPIB users realize the virtues of reverse entry and have asked us to provide half and half types. L-com offers GPIB cables that are useful for connecting rack equipment when GPIB receptacles do not orientate properly to allow shortest distance and an orderly appearance.

CIMB24-03M	Molded IEEE-488 Cable, 0.3m	Normal/Reverse	75.06	70.56	66.05	CALL
CIMB24-05M	Molded IEEE-488 Cable, 0.5m	Normal/Reverse	76.91	72.30	67.68	CALL
CIMB24-1M	Molded IEEE-488 Cable, 1.0m	Normal/Reverse	81.48	76.59	71.70	CALL

Molded CMC Series IEEE-488 GPIB Cables - Feature One Inline GPIB Male Termination

These molded GPIB cables are similar in construction and electrical specifications to our popular CMB24 series except that one end terminates to a straight male connector. This is sometimes preferred when there is no apparent need to have the exposed female end. It also eliminates the need for capping the exposed connector. Quite useful when the traditional right angle cable gets in the way of other cables such as in a computer back plane. Both ends of these cables utilize a stamped steel internal closure providing 100% shielding and a robust strain relief.

CMC24-05M	Molded IEEE-488 Cable, 0.5m	Normal/Inline	63.53	59.72	55.91	CALL
CMC24-1M	Molded IEEE-488 Cable, 1.0m	Normal/Inline	67.88	63.81	59.74	CALL
CMC24-2M	Molded IEEE-488 Cable, 2.0m	Normal/Inline	75.39	70.86	66.34	CALL
CMC24-3M	Molded IEEE-488 Cable, 3.0m	Normal/Inline	84.20	79.15	74.10	CALL
CMC24-4M	Molded IEEE-488 Cable, 4.0m	Normal/Inline	91.71	86.21	80.70	CALL
CMC24-5M	Molded IEEE-488 Cable, 5.0m	Normal/Inline	100.52	94.49	88.46	CALL
CMC24-10M	Molded IEEE-488 Cable, 10.0m	Normal/Inline	140.78	132.33	123.88	CALL

Molded CMD Series IEEE-488 GPIB Cables - Have Two Inline GPIB Male Terminations

We've gone one step further with these molded CMD series cables and equipped both ends of the cable with a molded single ended GPIB connector.

CMD24-05M	Molded IEEE-488 Cable, 0.5m	Inline/Inline	44.05	41.41	38.77	CALL
CMD24-1M	Molded IEEE-488 Cable, 1.0m	Inline/Inline	48.62	45.71	42.79	CALL
CMD24-2M	Molded IEEE-488 Cable, 2.0m	Inline/Inline	64.40	60.54	56.67	CALL
CMD24-3M	Molded IEEE-488 Cable, 3.0m	Inline/Inline	73.54	69.13	64.71	CALL
CMD24-4M	Molded IEEE-488 Cable, 4.0m	Inline/Inline	82.79	77.82	72.85	CALL
CMD24-5M	Molded IEEE-488 Cable, 5.0m	Inline/Inline	92.03	86.51	80.99	CALL
CMD24-10M	Molded IEEE-488 Cable, 10.0m	Inline/Inline	137.95	129.67	121.39	CALL

Tip *The chart below will help you to find the connector orientation style that you need.*

Normal Orientation



This is the standard for most GPIB cable assemblies

Reverse Orientation



Great for extending GPIB cable runs

Inline Orientation



Helpful for connecting to GPIB equipment

Item #	Description	Connector Orientation	1-9	10-24	25-99	100+
--------	-------------	-----------------------	-----	-------	-------	------

Deluxe Grade IEEE-488 GPIB Cables - Three Shields Plus Cast Aluminum Shells

Two foil shields plus one copper braid shield (over 90% coverage) provide low capacitance to maintain the IEEE specifications of these cables. Designed and built to handle your system's data rate, up to the 1 Mbyte/s IEEE maximum. All technical features found in our Premium CIB24 Series are incorporated in this series, the only exception is one less shield. This series is as good as, or better than, other name brand IEEE-488 cables on the market today. This is truly the best buy because you get industry standard features at realistic prices. No other IEEE-488 cables of this grade are available at a competitive price. The CIF24 Series IEEE-488 cables may be used to connect two compatible devices such as a personal computer and a plotter. They can be Daisy-Chain'd to several computer peripherals or may be used to integrate a system of programmable test instruments and control devices. Each end of every cable has a male/female connector and readily accepts a male terminated cable.

CIF24-03M	Deluxe IEEE-488 Cable, 0.3m	Normal/Normal	103.89	101.82	97.66	CALL
CIF24-05M	Deluxe IEEE-488 Cable, 0.5m	Normal/Normal	105.96	103.84	99.60	CALL
CIF24-1M	Deluxe IEEE-488 Cable, 1.0m	Normal/Normal	110.97	108.75	104.31	CALL
CIF24-2M	Deluxe IEEE-488 Cable, 2.0m	Normal/Normal	121.08	118.66	113.82	CALL
CIF24-3M	Deluxe IEEE-488 Cable, 3.0m	Normal/Normal	134.47	131.78	126.40	CALL
CIF24-4M	Deluxe IEEE-488 Cable, 4.0m	Normal/Normal	144.59	141.69	135.91	CALL
CIF24-5M	Deluxe IEEE-488 Cable, 5.0m	Normal/Normal	154.70	151.61	145.42	CALL
CIF24-6M	Deluxe IEEE-488 Cable, 6.0m	Normal/Normal	164.71	161.42	154.83	CALL
CIF24-8M	Deluxe IEEE-488 Cable, 8.0m	Normal/Normal	184.95	181.25	173.85	CALL




CIF24-M

Premium Grade IEEE-488 GPIB Cables - 4 Shields, Aluminum Nickel Plated Shells

These cables have two copper braid shields coupled with two foil shields to work to reduce the amount of radiated emissions. This helps many systems to pass FCC Part 15, MIL-STD-461A, VDE 0871 and VDE 0875. All wires are twisted pairs to maintain a low capacitance within the 150 pF/m IEEE specification. Besides superior electrical characteristics, this cable has been designed to last a very long time. Care has been given to offer a cable with extreme flexibility that is equipped with a superior strain relief. This prevents the cable from coming apart when it is bent at a sharp angle, which has been a common fault with many IEEE-488 cables on the market today. Cast aluminum, nickel plated shells are used to prevent corrosion and have overlapping seams rather than being butt-jointed. One could hope for nothing else in the makeup of the best IEEE-488 cable. All this offered at a realistic price.

CIB24-03M	Premium IEEE-488 Cable, 0.3m	Normal/Normal	111.18	108.96	104.51	CALL
CIB24-05M	Premium IEEE-488 Cable, 0.5m	Normal/Normal	114.34	112.05	107.48	CALL
CIB24-1M	Premium IEEE-488 Cable, 1.0m	Normal/Normal	122.17	119.73	114.84	CALL
CIB24-2M	Premium IEEE-488 Cable, 2.0m	Normal/Normal	137.84	135.08	129.57	CALL
CIB24-2.5M	Premium IEEE-488 Cable, 2.5m	Normal/Normal	145.67	142.76	136.93	CALL
CIB24-3M	Premium IEEE-488 Cable, 3.0m	Normal/Normal	164.71	161.42	154.83	CALL
CIB24-4M	Premium IEEE-488 Cable, 4.0m	Normal/Normal	180.49	176.88	169.66	CALL
CIB24-5M	Premium IEEE-488 Cable, 5.0m	Normal/Normal	196.16	192.23	184.39	CALL
CIB24-6M	Premium IEEE-488 Cable, 6.0m	Normal/Normal	205.08	200.98	192.77	CALL
CIB24-8M	Premium IEEE-488 Cable, 8.0m	Normal/Normal	234.24	229.55	220.18	CALL
CIB24-10M	Premium IEEE-488 Cable, 10.0m	Normal/Normal	263.40	258.13	247.59	CALL
CIB24-12M	Premium IEEE-488 Cable, 12.0m	Normal/Normal	292.56	286.70	275.00	CALL
CIB24-15M	Premium IEEE-488 Cable, 15.0m	Normal/Normal	336.18	329.46	316.01	CALL
CIB24-18M	Premium IEEE-488 Cable, 18.0m	Normal/Normal	379.92	372.32	357.13	CALL

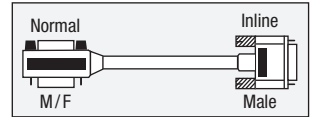


CIB24-M

Premium Grade CBC24 Series IEEE-488 GPIB Cables -With One Inline GPIB Male Termination

This premium series has one conventional male-female connector. The other end terminates to a straight male-only connector, a feature sometimes preferred when there is no need to have a female end exposed. This cable is most useful when the dual-right angle connectors get in the way of other system cables and particularly in a computer back plane.

CBC24-05M	Premium IEEE-488 Cable, 0.5m	Normal/Inline	106.51	100.11	93.72	CALL
CBC24-1M	Premium IEEE-488 Cable, 1.0m	Normal/Inline	112.05	105.33	98.61	CALL
CBC24-2M	Premium IEEE-488 Cable, 2.0m	Normal/Inline	123.26	115.87	108.47	CALL
CBC24-3M	Premium IEEE-488 Cable, 3.0m	Normal/Inline	134.47	126.40	118.33	CALL
CBC24-4M	Premium IEEE-488 Cable, 4.0m	Normal/Inline	145.67	136.93	128.19	CALL
CBC24-5M	Premium IEEE-488 Cable, 5.0m	Normal/Inline	156.88	147.47	138.05	CALL
CBC24-8M	Premium IEEE-488 Cable, 8.0m	Normal/Inline	190.50	179.07	167.64	CALL




CBC24-M

Premium Grade CBD24 Series IEEE-488 GPIB Cables -With Two Inline GPIB Male Terminations

We've also provided this premium series IEEE-488 cable equipped with two single ended male ends. This cable type is not only useful in many applications, but also saves money. It has the same specifications as the basic CIB24 series. All connector guards are cast metal, not stamped metal.

CBD24-05M	Premium IEEE-488 Cable, 0.5m	Inline/Inline	100.85	94.80	88.75	CALL
CBD24-1M	Premium IEEE-488 Cable, 1.0m	Inline/Inline	106.51	100.11	93.72	CALL
CBD24-2M	Premium IEEE-488 Cable, 2.0m	Inline/Inline	117.71	110.65	103.59	CALL
CBD24-3M	Premium IEEE-488 Cable, 3.0m	Inline/Inline	128.92	121.18	113.45	CALL
CBD24-4M	Premium IEEE-488 Cable, 4.0m	Inline/Inline	140.12	131.72	123.31	CALL
CBD24-5M	Premium IEEE-488 Cable, 5.0m	Inline/Inline	151.33	142.25	133.17	CALL
CBD24-8M	Premium IEEE-488 Cable, 8.0m	Inline/Inline	184.95	173.85	162.76	CALL




CBD24-M

Premium Grade CBX24 IEEE-488 GPIB Extension Cables -One Inline Male to One Inline Female Connector


The world's first true IEEE-488 extension cable adds versatility to the inline series as an everyday means of interconnection. A useful cable for those situations which require a longer cable.

CBX24-1M	Premium IEEE-488 Extension Cable, 1.0m	Inline/Inline	106.51	100.11	93.72	CALL
CBX24-2M	Premium IEEE-488 Extension Cable, 2.0m	Inline/Inline	117.71	110.65	103.59	CALL
CBX24-3M	Premium IEEE-488 Extension Cable, 3.0m	Inline/Inline	128.92	121.18	113.45	CALL




Female

Male




CIB24BA



CIB24BF
PATENTED

CIB24BF-I




CIB24BFR
PATENTED

CIB24BFR-I



CIB24XFR
PATENTED



CIB24XR
PATENTED



CTS2424-4GPN



USB-488

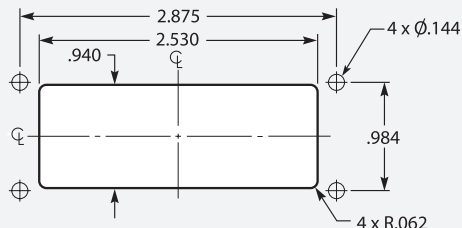
Item #	Description	Connector Orientation	1-9	10-24	25-99	100+
--------	-------------	-----------------------	-----	-------	-------	------

IEEE-488 GPIB Bulkhead Adapters - The Easiest Way to Feed GPIB Cables Through Panels

IEEE-488 bulkhead adapters originated because of a need by design and test engineers. Because of user concerns for ground loops, we offer another version of the popular CIB24BF with an insulated mounting bracket rather than a metal one. Model CIB24BF-I features a fiberglass mounting bracket.

CIB24BA	IEEE-488 Bulkhead Adapter, Male/Female	Normal	41.95	38.59	35.23	CALL
CIB24BF	IEEE-488 Bulkhead Adapter, Female/Female	Normal	44.57	41.00	37.44	CALL
CIB24BF-I	IEEE-488 Bulkhead Adapter, Insulated, Female/Female	Normal	45.88	42.21	38.54	CALL

Recommended Panel Openings for IEEE-488 GPIB Bulkhead Adapters



Tip L-com reverse entry adapters solve cable extension problems in the field.

Before:

A

Typical GPIB cables with normal entry are difficult to extend.



After:

B

A reverse entry adapter solves the problem.



IEEE-488 GPIB Reverse Entry Adapters - The Ultimate Solution for Many Difficult Situations

A twist has been added to IEEE-488 networking by the introduction of reverse entry adapters.

CIB24BFR	Reverse Entry IEEE-488 Bulkhead Adapter, Female/Female	Reverse	44.57	41.00	37.44	CALL
CIB24BFR-I	Reverse Entry IEEE-488 Bulkhead Adapter, Insulated, Female/Female	Reverse	45.88	42.21	38.54	CALL

IEEE-488 GPIB Reverse GPIB Adapter - For Easy Extension of Two Standard IEEE-488 Cables

CIB24XFR	180° Reverse IEEE-488 Adapter, Female/Female	Reverse	34.08	31.35	28.63	CALL
----------	--	---------	-------	-------	-------	------

IEEE-488 GPIB Reverse Extender - Changes Cable Direction 180° and Extends Port

CIB24XR	180° Reverse IEEE-488 Extender, Male/Female	Reverse	34.08	31.35	28.63	CALL
---------	---	---------	-------	-------	-------	------

IEEE-488 GPIB Transfer Switches - Compact Metal Construction and Rotary Switching

An economy transfer switch that is fully shielded to afford maximum RFI/EMI protection. Two models are offered, the traditional A-B two position type and an A-B-C-D switch box.

CTS1224GAB	2 Way IEEE-488 Switch Box, A or B to I/O	123.21	115.82	108.43	CALL
CTS2424-4GPN	4 Way IEEE-488 Switch Box, A, B, C or D to I/O	137.63	129.38	121.12	CALL

Item #	Description	List Price
--------	-------------	------------

USB-488 USB to GPIB Converter Cable


The USB-488 is a USB to GPIB Controller Module that converts any PC with a USB interface into a full-function, IEEE 488.2 Bus Controller.

USB-488	USB to GPIB Converter Cable	533.62
---------	-----------------------------	--------



IEEE-488 GPIB Connector Specifications

The IEEE-488 GPIB connector utilizes 24 contacts in a parallel configuration.

PLUG (male)



JACK (female)



Item #	Description	Connector Orientation	1-9	10-24	25-99	100+
--------	-------------	-----------------------	-----	-------	-------	------

IEEE-488 GPIB Extender - This Handy Device Provides a One Inch Added Clearance

Our GPIB extender is sometimes used to provide a one inch extension allowing right angle cables that extra margin to clear adjoining obstacles.

CIB24X	IEEE-488 Extension Adapter, Male/Female	Normal	31.46	28.94	26.43	CALL
--------	---	--------	-------	-------	-------	------

IEEE-488 GPIB Extender -With Modified Male Guard, Eliminates Thick Panel Interference

This unique extender has a modified male connector flange that is intentionally made shorter. This shorter flange prevents problems in applications requiring plugging into a receptacle that is mounted on a thick panel that interferes and will not allow the connector to seat properly.

CIB24XM	Modified IEEE-488 Extender, Male/Female	Normal	34.08	31.35	28.63	CALL
---------	---	--------	-------	-------	-------	------

IEEE-488 GPIB Slim-line Extenders - Provide One Inch Additional Clearance, Fits Narrow PC Ports

These handy, hard to find extenders are normally used to provide a one inch extension allowing right angle cables that extra margin to clear nearby obstacles. Special 0.73" (1.9cm) height allows for use with computers having narrow port openings.

CIB24XC	Slim-line IEEE-488 Extender, Male/Female	Normal	35.39	32.56	29.73	CALL
CIB24XCR	Reverse Entry IEEE-488 Slim-line Extender, Male/Female	Reverse	39.32	36.18	33.03	CALL

IEEE-488 GPIB Ultra Slim-line Extender - No Frills, Fully Shielded, Cast Body

There's a growing need for a slimmer IEEE-488 extender that will clear narrow PC port openings. The CIB24XE slimline extender fills that need with an overall width of 0.62 inches (1.6cm). Connectors are cast aluminum with nickel plating and shielding is maintained with copper foil.

CIB24XE	IEEE-488 Ultra Slim-line Extender-Cast, Male/Female	Normal	24.91	22.91	20.92	CALL
---------	---	--------	-------	-------	-------	------

IEEE-488 GPIB Socket / Connectors - Standard 24 Pin, Mates with all IEEE-488 Interfaces

These GPIB socket/connectors are ideal for production or replacement use and meet the highest quality standards. Contacts are gold plated for the best connectivity, mating hardware is plated with Black oxide. All plastic materials are UL94V-0 flammability rated. Quantity pricing is available upon request.

CIB24S	Female IEEE-488 Connector, Solder Lug Terminals		8.31	7.64	6.98	CALL
CIB24SPC	Female IEEE-488 Connector, Straight PC Terminals		8.31	7.64	6.98	CALL
CIB24SRA	Female IEEE-488 Connector, Right Angle PC Terminals		8.31	7.64	6.98	CALL

IEEE-488 GPIB Connector Shielding Covers - Protect Against Contamination, Physical Damage & RFI

L-com offers two cast aluminum covers that mate to the exposed end of the GPIB cable connector. These covers have many uses such as in production or shipping to protect against dirt or damage to the exposed connector.

CIB24C	IEEE-488 Connector Cover, Mates Female GPIB Connectors		8.31	7.64	6.98	CALL
CIB24CB	IEEE-488 Connector Cover, As Above but Black Anodized Finish		8.31	7.64	6.98	CALL
CIB24CM	IEEE-488 Connector Cover, Mates Male GPIB Connectors		8.31	7.64	6.98	CALL

IEEE-488 GPIB Inline Connector Kit - A Good Way to Retrofit Defective Cables

This unique GPIB inline connector kit allows the user to assemble their own inline IEEE-488 connectors. It includes a solder style male connector, two piece cast aluminum housing, two thumbscrews and a cable clamp. By using this inline connector kit, fast field cable terminations can be realized.

CB24SM	IEEE-488 Inline Male Connector Kit		17.88	16.45	15.02	CALL
--------	------------------------------------	--	-------	-------	-------	------

IEEE-488 GPIB Thumbscrews

These handy GPIB thumbscrews are available in packages of 20 and can be used with L-com's Molded, Deluxe and Premium GPIB cable assemblies.

GPIB-TMBSC-14	IEEE-488 GPIB Thumbscrew, Molded Normal and Reverse Connectors, Pkg/20		14.42	13.84	13.27	CALL
GPIB-TMBSC-15	IEEE-488 GPIB Thumbscrew, Assembled Inline Connectors, Pkg/20		14.42	13.84	13.27	CALL
GPIB-TMBSC-16	IEEE-488 GPIB Thumbscrew, Molded Inline Connectors, Pkg/20		14.42	13.84	13.27	CALL
GPIB-TMBSC-18	IEEE-488 GPIB Thumbscrew, Assembled Normal Connectors, Pkg/20		14.42	13.84	13.27	CALL

Universal Series Sub-Panel with IEEE-488 GPIB Feed-Thru







This is the most efficient way of passing an IEEE-488 cable through a panel to provide access from outside the console. There are two basic feed-thru models available. The BFB model will accept a male terminated cable on each side with normal orientation. The BFRB version reverses cable direction. (See page 136 for further explanation).


USP24BFB	Universal Sub-Panel, IEEE-488 Bulkhead Adapter, Normal Entry		40.36	38.75	37.13	CALL
USP24BFRB	Universal Sub-Panel, IEEE-488 Bulkhead Adapter, Reverse Entry		40.36	38.75	37.13	CALL
UPR35-6B	Universal Master Rack Panel with 6 Openings, Black Color		28.96	27.80	26.64	CALL

IEEE-488 Multi-Tap Bus Strips - Four or Eight GPIB Receptacles with Optional Mounting Brackets

Our multi-tap bus strips simplify and expedite instrument relocations and changeovers by eliminating bulky cable assembly piggy-backing. Four or eight female connectors wired in parallel with locking standoffs accept GPIB cables in a single plane. Built of heavy chrome plated steel and fully shielded to minimize RFI/EMI disturbances. Supplied with rubber feet that rest on any flat surface and optional mounting brackets.

CIB24MT	Multi-Tap Bus Strip with 4 IEEE-488 Receptacles		45.59	45.14	44.68	CALL
CIB24MT2	Multi-Tap Bus Strip with 8 IEEE-488 Receptacles		101.55	100.53	99.52	CALL





Audio / Video Tutorial

What are Audio / Video products?

Audio/Video products consist of cables, adapters, converters and extenders which utilize various video and audio interfaces to transmit and receive video and/or audio signals.

How are Audio / Video products used?

The primary function of Audio/Video cables is the interconnection between a signal generating device such as a CPU (Central Processing Unit) and a display device such as a monitor.

Where are Audio / Video products used?

Audio/Video products are used in a wide variety of video and/or audio signal transmission applications found in homes, businesses, government, industrial, and military applications.

Common Audio / Video Interfaces

	HDMI (High Definition Multimedia Interface)	DP (DisplayPort)	DVI (Digital Video Interface)	SVGA (Super Video Graphics Array)
Standards Group	HDMI Licensing, LLC. (Consortium of consumer electronics manufacturers)	VESA (Video Electronics Standards Association)	DDWG (Digital Display Work Group)	VESA (Video Electronics Standards Association)
Maximum Channels	8	8	6 (Dual Link)	N/A
Maximum Resolution	HDTV 720P and 1080P	1080p	QXGA (2048 x 1536)	800 x 600
Analog/Digital Combination	No	No	DVI-I (24 + 4 Pin) Yes	No
Digital/Audio	Yes	Yes	No	No

DVI Connector Configuration Chart

Shown are a number of DVI connector interfaces that can be identified by the pin configurations. They include DVI-A (analog only), DVI-D (digital only) and DVI-I (analog and digital). In addition, single link and dual link configurations exist for both DVI-D and DVI-I. Shown are the major configurations illustrating the distinguishing features for each type of DVI interface.

ANALOG AND DIGITAL



DVI-I Single Link
Three rows of 6 pins and two contacts above and below the flat blade.



DVI-I Dual Link
Three rows of 8 pins and two contacts above and below the flat blade.

ANALOG ONLY



DVI-A
One row of 5 pins, one row of 3 pins and one row of 4 pins with two contacts above and below the flat blade.

DIGITAL ONLY



DVI-D Single Link
Three rows of 6 pins and no contacts above or below the flat blade.



DVI-D Dual Link
Three rows of 8 pins and no contacts above or below the flat blade.

Predictable Performance from L-com

As a member of both VESA and HDMI Licensing LLC., L-com ensures our audio/video products comply with the latest standards and undergo the required performance testing to provide our customers with best in class products. Our commitment to the highest quality components, manufacturing processes, and testing ensures predictable performance every time.



Competitors non-certified, low cost cable.
Blurred, ghosted image.



L-com certified and tested cable.
Clear, crisp image.



HDMI® Certification

HDMI Licensing, LLC. is the governing body that controls the HDMI standards and sets forth specific performance criteria for HDMI products. In order to manufacture and market HDMI products legally, a manufacturer must be an active member and their products must pass rigorous testing to ensure optimal performance. Since 2009, L-com has been a member of the HDMI Licensing group to guarantee our customers receive only the highest quality HDMI products.



VESA Member


The Video Electronic Standards Associations (VESA) supports and sets industry-wide interface standards for the PC, workstation, and consumer electronics industries. As a member of VESA, L-com builds and certifies its products to the standards VESA governs ensuring our customers receive quality interoperable solutions.

Item #	Description	1-9	10-24	25-99	100+
--------	-------------	-----	-------	-------	------

Premium High Speed HDMI® Male to Male Cable Assemblies - 30 Microinch (0.762µm) Gold Plated Contacts


L-com's HDCAMM series HDMI cables offer a cost effective way to support myriad HDMI applications. Each cable is functionally tested to ensure top performance and features rugged over mold connectors, PVC jackets, and double shielding which protects your A/V signals from EMI/RFI. Available in six standard off the shelf lengths, these cables are perfect for all your HDMI applications. As an HDMI adopter, L-com's HDMI cables are certified by HDMI Licensing LLC. Custom cable lengths are available upon request.

HDCAMM-0.5	High Speed HDMI Cable with Ethernet, HDMI Male/HDMI Male, 0.5m	19.64	18.07	16.49	CALL
HDCAMM-1	High Speed HDMI Cable with Ethernet, HDMI Male/HDMI Male, 1.0m	23.78	21.88	19.98	CALL
HDCAMM-2	High Speed HDMI Cable with Ethernet, HDMI Male/HDMI Male, 2.0m	27.93	25.69	23.46	CALL
HDCAMM-3	High Speed HDMI Cable with Ethernet, HDMI Male/HDMI Male, 3.0m	32.07	29.50	26.94	CALL
HDCAMM-4	High Speed HDMI Cable with Ethernet, HDMI Male/HDMI Male, 4.0m	36.22	33.32	30.42	CALL
HDCAMM-5	High Speed HDMI Cable with Ethernet, HDMI Male/HDMI Male, 5.0m	40.36	37.13	33.90	CALL




Premium High Speed HDMI® Cable Assemblies with Colored Over Molds - 30µ (0.762µm) Gold Plated Contacts

L-com offers an extensive line of high speed HDMI cables with Ethernet featuring different colored connector over molds. Color coding helps with visual identification of attached services/equipment. These color coded HDMI cables support the latest HDMI features including 3D over HDMI and Ethernet Channel.



Ordering is easy, add the desired color code to the part number. EX: HDCABL-1

HDCA__-0.5	High Speed HDMI Cable with Ethernet, HDMI Male/HDMI Male, 0.5m	19.33	18.17	17.01	CALL
HDCA__-1	High Speed HDMI Cable with Ethernet, HDMI Male/HDMI Male, 1.0m	23.88	22.45	21.02	CALL
HDCA__-2	High Speed HDMI Cable with Ethernet, HDMI Male/HDMI Male, 2.0m	28.44	26.74	25.03	CALL
HDCA__-3	High Speed HDMI Cable with Ethernet, HDMI Male/HDMI Male, 3.0m	33.00	31.02	29.04	CALL
HDCA__-4	High Speed HDMI Cable with Ethernet, HDMI Male/HDMI Male, 4.0m	37.56	35.31	33.05	CALL
HDCA__-5	High Speed HDMI Cable with Ethernet, HDMI Male/HDMI Male, 5.0m	42.12	39.59	37.07	CALL



Deluxe High Speed HDMI® Male to Male Cable Assemblies - Gold Plated Contacts, Fully Shielded

L-com's CGHDMM series HDMI cable products offer a very cost effective way to support myriad HDMI applications.


CGHDMM-0.3	High Speed HDMI Cable with Ethernet, HDMI Male/HDMI Male, 0.3m	11.24	10.34	9.44	CALL
CGHDMM-0.5	High Speed HDMI Cable with Ethernet, HDMI Male/HDMI Male, 0.5m	11.86	10.92	9.97	CALL
CGHDMM-1	High Speed HDMI Cable with Ethernet, HDMI Male/HDMI Male, 1.0m	13.42	12.35	11.27	CALL
CGHDMM-2	High Speed HDMI Cable with Ethernet, HDMI Male/HDMI Male, 2.0m	16.53	15.21	13.88	CALL
CGHDMM-3	High Speed HDMI Cable with Ethernet, HDMI Male/HDMI Male, 3.0m	19.64	18.07	16.49	CALL
CGHDMM-4	High Speed HDMI Cable with Ethernet, HDMI Male/HDMI Male, 4.0m	22.74	20.93	19.11	CALL
CGHDMM-5	High Speed HDMI Cable with Ethernet, HDMI Male/HDMI Male, 5.0m	25.85	23.78	21.72	CALL



High Speed HDMI® Cable with Ethernet - Panel Mount HDMI® Female to Male

L-com's unique PMHDMF-XX series panel mount HDMI cable family features fully molded female HDMI panel mount connectors to address multiple panel and enclosure applications requiring HDMI connectivity. As an HDMI Adopter, L-com's HDMI cables are certified by HDMI Licensing LLC. to perform to the latest HDMI specification. These HDMI cable products support HDMI Ethernet Channel, Audio Return Channel, 3D over HDMI, 4K video, and additional color spaces. Additional features include rugged over mold connectors, PVC jackets, and double shielding which protects your A/V signals from EMI/RFI. Available in six off the shelf lengths, these cables are perfect for all your high speed HDMI applications.


PMHDMF-0.5	High Speed HDMI Cable with Ethernet, Male/Panel Mount Female, 0.5m	20.62	19.38	18.15	CALL
PMHDMF-1	High Speed HDMI Cable with Ethernet, Male/Panel Mount Female, 1.0m	24.97	23.47	21.98	CALL
PMHDMF-2	High Speed HDMI Cable with Ethernet, Male/Panel Mount Female, 2.0m	29.32	27.56	25.81	CALL
PMHDMF-3	High Speed HDMI Cable with Ethernet, Male/Panel Mount Female, 3.0m	33.68	31.66	29.64	CALL
PMHDMF-4	High Speed HDMI Cable with Ethernet, Male/Panel Mount Female, 4.0m	38.03	35.75	33.47	CALL
PMHDMF-5	High Speed HDMI Cable with Ethernet, Male/Panel Mount Female, 5.0m	42.38	39.84	37.29	CALL



Standard HDMI® to Micro HDMI® Cable Assemblies

These cables are the perfect solution for connecting a newer mobile device to a standard TV or monitor. As space is at a premium on new, thin mobile devices, compact connectors such as the Micro HDMI have been growing in popularity. We offer this assembly in three off the shelf lengths.

MICHD-HD-1	HDMI Cable, HDMI Male/Micro HDMI Male, 1.0m	21.76	20.45	19.15	CALL
MICHD-HD-2	HDMI Cable, HDMI Male/Micro HDMI Male, 2.0m	24.87	23.38	21.88	CALL
MICHD-HD-3	HDMI Cable, HDMI Male/Micro HDMI Male, 3.0m	27.98	26.30	24.62	CALL



Standard HDMI® Female to Micro HDMI® Male Adapter

When updating equipment, old cables typically become worthless and need to be replaced. As newer mobile devices switch to compact, Micro HDMI connectors, this adapter allows an existing standard HDMI cable to be used with this new equipment. This adapter presents a quick and easy solution that is more economical than purchasing a new cable.

VAD001FM	Standard HDMI Female/Micro HDMI Male Adapter	9.27	8.90	8.53	CALL
----------	--	------	------	------	------



High Speed HDMI® to Mini HDMI® Cable Assemblies

Our HDMI to Mini HDMI cables are perfect for connecting standard HDMI interfaces to Mini HDMI peripherals such as camcorders, displays and digital cameras. By utilizing these assemblies there is no need to purchase a separate standalone adapter.

MHD-HD-0.5	High Speed HDMI Cable with Ethernet, HDMI Male/Mini HDMI Male, 0.5m	18.44	17.34	16.23	CALL
MHD-HD-1	High Speed HDMI Cable with Ethernet, HDMI Male/Mini HDMI Male, 1.0m	22.80	21.43	20.06	CALL
MHD-HD-2	High Speed HDMI Cable with Ethernet, HDMI Male/Mini HDMI Male, 2.0m	27.15	25.52	23.89	CALL
MHD-HD-3	High Speed HDMI Cable with Ethernet, HDMI Male/Mini HDMI Male, 3.0m	31.50	29.61	27.72	CALL
MHD-HD-4	High Speed HDMI Cable with Ethernet, HDMI Male/Mini HDMI Male, 4.0m	35.85	33.70	31.55	CALL
MHD-HD-5	High Speed HDMI Cable with Ethernet, HDMI Male/Mini HDMI Male, 5.0m	40.20	37.79	35.38	CALL



Premium HDMI® to DVI-D Cable Assemblies - Fully Molded

High Definition Multimedia Interface (HDMI) is the latest interface for the connection of audio/video equipment. HDMI is fully backwards compatible with DVI video signals. This series of cable allows connection of the digital video signal from a DVI-D interface to a HDMI interface. Available in 5 standard lengths from 1 to 5 meters.

HD-DVI-MM-1	HDMI Cable, HDMI Male/DVI-D Male, Single Link, 1.0m	19.64	18.46	17.28	CALL
HD-DVI-MM-2	HDMI Cable, HDMI Male/DVI-D Male, Single Link, 2.0m	25.85	24.30	22.75	CALL
HD-DVI-MM-3	HDMI Cable, HDMI Male/DVI-D Male, Single Link, 3.0m	32.07	30.15	28.22	CALL
HD-DVI-MM-4	HDMI Cable, HDMI Male/DVI-D Male, Single Link, 4.0m	38.29	35.99	33.69	CALL
HD-DVI-MM-5	HDMI Cable, HDMI Male/DVI-D Male, Single Link, 5.0m	44.50	41.83	39.16	CALL




HDRA
HDRAZ

Item #	Description	1-9	10-24	25-99	100+
L-com High Speed HDMI® 90° Angled Cable Assemblies - PVC Jacket, 4 Exit Options Available					
L-com's HDRA series cables are perfect for tight fit and confined space HDMI applications. These rugged cable assemblies feature a standard HDMI Male connector on one end and an angled HDMI Male connector on the other. These angled HDMI cables are designed for use in enclosures, cabinets or other confined spaces where standard HDMI connectors will not fit.					
High Speed HDMI® Cable with Ethernet, Straight Male/Right Angle Male, Right Exit					
HDRA-0.5	High Speed HDMI Cable with Ethernet, Straight Male/Right Exit Male, 0.5m	19.64	18.46	17.28	CALL
HDRA-1	High Speed HDMI Cable with Ethernet, Straight Male/Right Exit Male, 1.0m	23.78	22.35	20.93	CALL
HDRA-2	High Speed HDMI Cable with Ethernet, Straight Male/Right Exit Male, 2.0m	27.93	26.25	24.57	CALL
HDRA-3	High Speed HDMI Cable with Ethernet, Straight Male/Right Exit Male, 3.0m	32.07	30.15	28.22	CALL
HDRA-5	High Speed HDMI Cable with Ethernet, Straight Male/Right Exit Male, 5.0m	40.36	37.94	35.52	CALL




HDRA2
HDRAZ2

High Speed HDMI® Cable with Ethernet, Straight Male/Right Angle Male, Left Exit					
HDRA2-0.5	High Speed HDMI Cable with Ethernet, Straight Male/Left Exit Male, 0.5m	19.64	18.46	17.28	CALL
HDRA2-1	High Speed HDMI Cable with Ethernet, Straight Male/Left Exit Male, 1.0m	23.78	22.35	20.93	CALL
HDRA2-2	High Speed HDMI Cable with Ethernet, Straight Male/Left Exit Male, 2.0m	27.93	26.25	24.57	CALL
HDRA2-4	High Speed HDMI Cable with Ethernet, Straight Male/Left Exit Male, 4.0m	36.22	34.04	31.87	CALL
HDRA2-5	High Speed HDMI Cable with Ethernet, Straight Male/Left Exit Male, 5.0m	40.36	37.94	35.52	CALL



HDRA3
HDRAZ3

High Speed HDMI® Cable with Ethernet, Straight Male/Right Angle Male, Top Exit					
HDRA3-0.5	High Speed HDMI Cable with Ethernet, Straight Male/Top Exit Male, 0.5m	19.64	18.46	17.28	CALL
HDRA3-1	High Speed HDMI Cable with Ethernet, Straight Male/Top Exit Male, 1.0m	23.78	22.35	20.93	CALL
HDRA3-2	High Speed HDMI Cable with Ethernet, Straight Male/Top Exit Male, 2.0m	27.93	26.25	24.57	CALL
HDRA3-3	High Speed HDMI Cable with Ethernet, Straight Male/Top Exit Male, 3.0m	32.07	30.15	28.22	CALL
HDRA3-4	High Speed HDMI Cable with Ethernet, Straight Male/Top Exit Male, 4.0m	36.22	34.04	31.87	CALL
HDRA3-5	High Speed HDMI Cable with Ethernet, Straight Male/Top Exit Male, 5.0m	40.36	37.94	35.52	CALL



HDRA4
HDRAZ4

High Speed HDMI® Cable with Ethernet, Straight Male/Right Angle Male, Bottom Exit					
HDRA4-0.5	High Speed HDMI Cable with Ethernet, Straight Male/Bottom Exit Male, 0.5m	19.64	18.46	17.28	CALL
HDRA4-1	High Speed HDMI Cable with Ethernet, Straight Male/Bottom Exit Male, 1.0m	23.78	22.35	20.93	CALL
HDRA4-2	High Speed HDMI Cable with Ethernet, Straight Male/Bottom Exit Male, 2.0m	27.93	26.25	24.57	CALL
HDRA4-3	High Speed HDMI Cable with Ethernet, Straight Male/Bottom Exit Male, 3.0m	32.07	30.15	28.22	CALL
HDRA4-4	High Speed HDMI Cable with Ethernet, Straight Male/Bottom Exit Male, 4.0m	36.22	34.04	31.87	CALL
HDRA4-5	High Speed HDMI Cable with Ethernet, Straight Male/Bottom Exit Male, 5.0m	40.36	37.94	35.52	CALL

L-com High Speed HDMI® Angled Cable Assemblies - Low Smoke Zero Halogen Jacket
L-com's HDRA series Low Smoke Zero Halogen cables are perfect for tight fit and confined space HDMI applications.

High Speed HDMI® LSZH Cable with Ethernet, Straight Male/Right Angle Male, Right Exit

HDRAZ-0.5	High Speed HDMI LSZH Cable with Ethernet, Straight Male/Right Exit Male, 0.5m	21.71	20.41	19.10	CALL
HDRAZ-1	High Speed HDMI LSZH Cable with Ethernet, Straight Male/Right Exit Male, 1.0m	25.85	24.30	22.75	CALL
HDRAZ-2	High Speed HDMI LSZH Cable with Ethernet, Straight Male/Right Exit Male, 2.0m	30.00	28.20	26.40	CALL
HDRAZ-3	High Speed HDMI LSZH Cable with Ethernet, Straight Male/Right Exit Male, 3.0m	34.14	32.09	30.05	CALL
HDRAZ-5	High Speed HDMI LSZH Cable with Ethernet, Straight Male/Right Exit Male, 5.0m	42.43	39.89	37.34	CALL

High Speed HDMI® LSZH Cable with Ethernet, Straight Male/Right Angle Male, Left Exit

HDRAZ2-0.5	High Speed HDMI LSZH Cable with Ethernet, Straight Male/Left Exit Male, 0.5m	21.71	20.41	19.10	CALL
HDRAZ2-1	High Speed HDMI LSZH Cable with Ethernet, Straight Male/Left Exit Male, 1.0m	25.85	24.30	22.75	CALL
HDRAZ2-2	High Speed HDMI LSZH Cable with Ethernet, Straight Male/Left Exit Male, 2.0m	30.00	28.20	26.40	CALL
HDRAZ2-4	High Speed HDMI LSZH Cable with Ethernet, Straight Male/Left Exit Male, 4.0m	38.29	35.99	33.69	CALL
HDRAZ2-5	High Speed HDMI LSZH Cable with Ethernet, Straight Male/Left Exit Male, 5.0m	42.43	39.89	37.34	CALL

High Speed HDMI® LSZH Cable with Ethernet, Straight Male/Right Angle Male, Top Exit

HDRAZ3-0.5	High Speed HDMI LSZH Cable with Ethernet, Straight Male/Top Exit Male, 0.5m	21.71	20.41	19.10	CALL
HDRAZ3-1	High Speed HDMI LSZH Cable with Ethernet, Straight Male/Top Exit Male, 1.0m	25.85	24.30	22.75	CALL
HDRAZ3-2	High Speed HDMI LSZH Cable with Ethernet, Straight Male/Top Exit Male, 2.0m	30.00	28.20	26.40	CALL
HDRAZ3-3	High Speed HDMI LSZH Cable with Ethernet, Straight Male/Top Exit Male, 3.0m	34.14	32.09	30.05	CALL
HDRAZ3-4	High Speed HDMI LSZH Cable with Ethernet, Straight Male/Top Exit Male, 4.0m	38.29	35.99	33.69	CALL
HDRAZ3-5	High Speed HDMI LSZH Cable with Ethernet, Straight Male/Top Exit Male, 5.0m	42.43	39.89	37.34	CALL

High Speed HDMI® LSZH Cable with Ethernet, Straight Male/Right Angle Male, Bottom Exit

HDRAZ4-0.5	High Speed HDMI LSZH Cable with Ethernet, Straight Male/Bottom Exit Male, 0.5m	21.71	20.41	19.10	CALL
HDRAZ4-1	High Speed HDMI LSZH Cable with Ethernet, Straight Male/Bottom Exit Male, 1.0m	25.85	24.30	22.75	CALL
HDRAZ4-2	High Speed HDMI LSZH Cable with Ethernet, Straight Male/Bottom Exit Male, 2.0m	30.00	28.20	26.40	CALL
HDRAZ4-3	High Speed HDMI LSZH Cable with Ethernet, Straight Male/Bottom Exit Male, 3.0m	34.14	32.09	30.05	CALL
HDRAZ4-4	High Speed HDMI LSZH Cable with Ethernet, Straight Male/Bottom Exit Male, 4.0m	38.29	35.99	33.69	CALL
HDRAZ4-5	High Speed HDMI LSZH Cable with Ethernet, Straight Male/Bottom Exit Male, 5.0m	42.43	39.89	37.34	CALL

L-com High Speed HDMI® 45° Angled Cable Assemblies - PVC Jacket - Left or Right Exit

L-com's HDCA45 series 45 degree angle HDMI cable assemblies are perfect for tight fit and confined space HDMI applications. These rugged 45 degree angle HDMI cable assemblies feature a standard HDMI Male A connector on one end and a 45 degree angle HDMI Male A connector on the other. L-com's 45 degree angle HDMI cables are designed for use in enclosures, cabinets or other confined spaces where standard HDMI connector will not fit. These HDMI cables support HDMI Ethernet Channel, Audio Return Channel, 3D over HDMI, 4K video, and additional color spaces.

HDCA453MM-0.5	High Speed HDMI Cable with Ethernet, Straight Male/Left Exit Male, 0.5m	22.74	20.93	19.11	CALL
HDCA453MM-1	High Speed HDMI Cable with Ethernet, Straight Male/Left Exit Male, 1.0m	26.89	24.74	22.59	CALL
HDCA453MM-2	High Speed HDMI Cable with Ethernet, Straight Male/Left Exit Male, 2.0m	31.03	28.55	26.07	CALL
HDCA453MM-3	High Speed HDMI Cable with Ethernet, Straight Male/Left Exit Male, 3.0m	35.18	32.36	29.55	CALL
HDCA453MM-4	High Speed HDMI Cable with Ethernet, Straight Male/Left Exit Male, 4.0m	39.32	36.18	33.03	CALL
HDCA453MM-5	High Speed HDMI Cable with Ethernet, Straight Male/Left Exit Male, 5.0m	43.47	39.99	36.51	CALL

High Speed HDMI® Cable with Ethernet, Straight Male/Right Angle Male, Right Exit

HDCA454MM-0.5	High Speed HDMI Cable with Ethernet, Straight Male/Right Exit Male, 0.5m	22.74	20.93	19.11	CALL
HDCA454MM-1	High Speed HDMI Cable with Ethernet, Straight Male/Right Exit Male, 1.0m	26.89	24.74	22.59	CALL
HDCA454MM-2	High Speed HDMI Cable with Ethernet, Straight Male/Right Exit Male, 2.0m	31.03	28.55	26.07	CALL
HDCA454MM-3	High Speed HDMI Cable with Ethernet, Straight Male/Right Exit Male, 3.0m	35.18	32.36	29.55	CALL
HDCA454MM-4	High Speed HDMI Cable with Ethernet, Straight Male/Right Exit Male, 4.0m	41.40	38.08	34.77	CALL
HDCA454MM-5	High Speed HDMI Cable with Ethernet, Straight Male/Right Exit Male, 5.0m	43.47	39.99	36.51	CALL



HDCA453MM




HDCA454MM

Item #	Description	1-9	10-24	25-99	100+
--------	-------------	-----	-------	-------	------

HDMI® Dust Covers - Male and Female

L-com's HDMI dust covers protect unused HDMI connectors on cable assemblies and HDMI receptacles on HDMI equipment including HDMI hubs, HDMI Extenders, HDMI splitters, and more. We offer both male and female HDMI dust covers in packages of 10.

CVRHD-M	HDMI Dust Cover, Male, Pkg/10	6.37	6.12	5.86	CALL
CVRHD-F	HDMI Dust Cover, Female, Pkg/10	6.37	6.12	5.86	CALL





Tip Defining 45° angled cable assemblies

L-com has added two new options to our existing offering of angled HDMI cable assemblies. The photos below detail the connector position relative to the cable entry direction.

HDMI Style Connectors

For HDMI style connectors, the position of the connector's long side is key in determining the correct angle for your application.




Tip Defining 90° angled cable assemblies

Angled connector hoods help connect cables in tight places. L-com now offers four options each for HDMI and DVI style connectors. The photos below detail the connector position relative to the cable entry direction.


HDMI Style Connectors

For HDMI style connectors, the position of the connector's long side is key in determining the correct angle for your application.



DVI Style Connectors


For DVI style connectors, both Single Link and Dual Link types, the flat blade of the connector is key in determining the correct angle for your application.



L-com High Speed HDMI® Repeater Cable

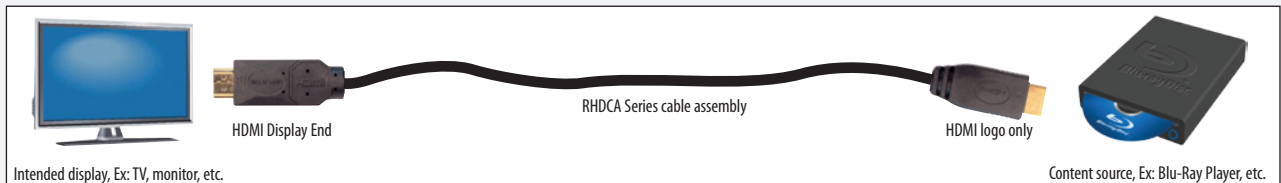
L-com's new RHDCA series HDMI repeater cables extend the length of HDMI signals up to 20 meters (RHDCA-20) without the use of an external converter/booster. These unique HDMI repeater cables make A/V installations easy and aesthetically pleasing as the repeater module is built right into the connector over mold. These cables support High Speed HDMI which is designed to handle video resolutions of 1080p and beyond, including advanced display technologies like 3D and 4K.

RHDCA-10	High Speed HDMI Repeater Cable, Male/Male, 10.0m	108.75	106.57	104.40	CALL
RHDCA-12	High Speed HDMI Repeater Cable, Male/Male, 12.0m	119.68	117.29	114.89	CALL
RHDCA-15	High Speed HDMI Repeater Cable, Male/Male, 15.0m	130.56	127.95	125.34	CALL
RHDCA-20	High Speed HDMI Repeater Cable, Male/Male, 20.0m	146.88	143.94	141.01	CALL



Tip How to use L-com RHDCA Series High Speed HDMI® Repeater Cables

Unlike standard HDMI cable assemblies, L-Com RHDCA cable assemblies require a specific connector designation. The connector marked "DISPLAY END" must be plugged into the intended display (TV, Monitor, etc). The connector which only includes the HDMI® logo must be plugged into the content source (Blu-Ray player, laptop, etc).



Item #	Description	1-9	10-24	25-99	100+
--------	-------------	-----	-------	-------	------



HDCAMT
HDMI HIGH SPEED with ETHERNET

High Speed Metal Armored HDMI® Cables with Ethernet

These unique cables feature crush resistant jackets over our premium HDMI cable to provide protection in applications where standard cables would be damaged due to excessive force. Crush resistance is 1500 PSI (Pounds per Square Inch). Additional features include rugged over mold connectors including a space saving right angle end, 30 microinch (0.762µm) gold plated contacts and double shielding to protect A/V signals from EMI/RFI.

HDCAMT-0.5	High Speed Metal Armored HDMI Cable with Ethernet, HDMI Male/HDMI Male, 0.5m	30.41	29.20	27.98	CALL
HDCAMT-1	High Speed Metal Armored HDMI Cable with Ethernet, HDMI Male/HDMI Male, 1.0m	34.76	33.37	31.98	CALL
HDCAMT-2	High Speed Metal Armored HDMI Cable with Ethernet, HDMI Male/HDMI Male, 2.0m	43.47	41.73	39.99	CALL
HDCAMT-3	High Speed Metal Armored HDMI Cable with Ethernet, HDMI Male/HDMI Male, 3.0m	52.17	50.09	48.00	CALL
HDCAMT-4	High Speed Metal Armored HDMI Cable with Ethernet, HDMI Male/HDMI Male, 4.0m	60.88	58.44	56.01	CALL
HDCAMT-5	High Speed Metal Armored HDMI Cable with Ethernet, HDMI Male/HDMI Male, 5.0m	69.58	66.80	64.01	CALL



HDCAPL
HDMI HIGH SPEED with ETHERNET

High Speed Plastic Armored HDMI® Cables with Ethernet


These unique cables feature a hardened PVC crush resistant jacket over our premium HDMI cable to provide protection in applications where standard cables would be damaged due to excessive force. Crush resistance is 800 PSI (Pounds per Square Inch). Additional features include rugged over mold connectors including a space saving right angle end, 30 microinch (0.762µm) gold plated contacts and double shielding which protects your A/V signals from EMI/RFI.

HDCAPL-0.5	High Speed Plastic Armored HDMI Cable with Ethernet, HDMI Male/HDMI Male, 0.5m	26.06	25.02	23.98	CALL
HDCAPL-1	High Speed Plastic Armored HDMI Cable with Ethernet, HDMI Male/HDMI Male, 1.0m	29.32	28.15	26.98	CALL
HDCAPL-2	High Speed Plastic Armored HDMI Cable with Ethernet, HDMI Male/HDMI Male, 2.0m	35.85	34.42	32.98	CALL
HDCAPL-3	High Speed Plastic Armored HDMI Cable with Ethernet, HDMI Male/HDMI Male, 3.0m	42.38	40.69	38.99	CALL
HDCAPL-4	High Speed Plastic Armored HDMI Cable with Ethernet, HDMI Male/HDMI Male, 4.0m	48.91	46.95	45.00	CALL
HDCAPL-5	High Speed Plastic Armored HDMI Cable with Ethernet, HDMI Male/HDMI Male, 5.0m	55.44	53.22	51.00	CALL

Tip HDMI armored cables explained

Same premium quality HDMI components used in L-com's HDCA cable assemblies

High performance HDMI with added benefit of extra durability. Great for applications where standard cables may be damaged due to excessive force.



Uses our Premium bulk cable including PVC cable jacket and braid/foil shield under the armor.

Tip What is Analog Video versus Digital Video?

Composite



Component



S-Video



Coax



VGA



DVI-A



DVI-I*



HDMI



DisplayPort



DVI-D



Both of these video formats can provide a great picture for your display, but there are some differences in how they work that are important to know. Analog signal is the older of the two formats, but is still very common today. This is the type of video that gets 'grainy' or 'fuzzy' as the signal strength weakens. Common formats include:

Composite, Component, S-Video, Coax, VGA, DVI-A, DVI-I*

Digital video is a newer format, but all new computers and televisions have a digital input. This signal, rather than the picture degrading if the signal weakens, will generally just cut out. Digital signals tend to provide a crisper, higher resolution picture than Analog. Common formats include:

HDMI, DisplayPort, DVI-D, DVI-I*

One important thing to note is that these two signals are not directly compatible with each other. A cable with a HDMI connector on one end and a VGA on the other would not work, for example. An active conversion, usually provided by a small powered box, is required to convert an analog signal to a digital one.

*A DVI-I cable is capable of transmitting either analog or digital signal, but cannot convert the signal from one to the other.

Item #	Description	1-9	10-24	25-99	100+
--------	-------------	-----	-------	-------	------

DVI Products

DVI (Digital Video Interface) is a widely used interface specifically designed for the transmission of digital video signals. L-com's DVI cable assemblies and adapters are offered in various interface combinations and gender configurations to address a broad range of connection applications.

Premium DVI-D Single Link Cable Assemblies with Ferrites

CTLDVIMM-3	DVI Cable, DVI-D Single Link, Male/Male, 3.0ft (0.9m)	21.71	19.97	18.24	CALL
CTLDVIMM-5	DVI Cable, DVI-D Single Link, Male/Male, 5.0ft (1.5m)	23.78	21.88	19.98	CALL
CTLDVIMM-10	DVI Cable, DVI-D Single Link, Male/Male, 10.0ft (3.0m)	28.96	26.64	24.33	CALL
CTLDVIMM-15	DVI Cable, DVI-D Single Link, Male/Male, 15.0ft (4.6m)	34.14	31.41	28.68	CALL



CTLDVIMM

Deluxe DVI-D Single Link Cable Assemblies - Dual Ferrite Beads, Gold Plated Contacts

L-com's Deluxe DVI-D DVI cable assemblies offer high performance at an affordable price.

CGDVIMM-1	DVI Cable, DVI-D Single Link, Male/Male, 1.0ft (0.3m)	11.35	10.44	9.53	CALL
CGDVIMM-3	DVI Cable, DVI-D Single Link, Male/Male, 3.0ft (0.9m)	13.42	12.35	11.27	CALL
CGDVIMM-5	DVI Cable, DVI-D Single Link, Male/Male, 5.0ft (1.5m)	15.49	14.25	13.01	CALL
CGDVIMM-10	DVI Cable, DVI-D Single Link, Male/Male, 10.0ft (3.0m)	20.67	19.02	17.36	CALL
CGDVIMM-15	DVI Cable, DVI-D Single Link, Male/Male, 15.0ft (4.6m)	25.85	23.78	21.72	CALL



CGDVIMM

Premium DVI-D Dual Link Cable Assemblies with Ferrites - 30 Microinches (0.762µm) Gold Plated Contacts

CTLDVI-DL-MM-3	DVI Cable, DVI-D Dual Link, Male/Male, 3.0ft (0.9m)	30.00	27.60	25.20	CALL
CTLDVI-DL-MM-5	DVI Cable, DVI-D Dual Link, Male/Male, 5.0ft (1.5m)	32.07	29.50	26.94	CALL
CTLDVI-DL-MM-10	DVI Cable, DVI-D Dual Link, Male/Male, 10.0ft (3.0m)	37.25	34.27	31.29	CALL
CTLDVI-DL-MM-15	DVI Cable, DVI-D Dual Link, Male/Male, 15.0ft (4.6m)	42.43	39.04	35.64	CALL



CTLDVI-DL-MM

Deluxe DVI-D Dual Link Cable Assemblies - Dual Ferrite Beads, Gold Plated Contacts

CGDVI-DL-MM-1	DVI Cable, DVI-D Dual Link, Male/Male, 1.0ft (0.3m)	16.53	15.21	13.88	CALL
CGDVI-DL-MM-3	DVI Cable, DVI-D Dual Link, Male/Male, 3.0ft (0.9m)	18.60	17.11	15.62	CALL
CGDVI-DL-MM-5	DVI Cable, DVI-D Dual Link, Male/Male, 5.0ft (1.5m)	20.67	19.02	17.36	CALL
CGDVI-DL-MM-10	DVI Cable, DVI-D Dual Link, Male/Male, 10.0ft (3.0m)	25.85	23.78	21.72	CALL
CGDVI-DL-MM-15	DVI Cable, DVI-D Dual Link, Male/Male, 15.0ft (4.6m)	31.03	28.55	26.07	CALL



CGDVI-DL-MM

Premium DVI-I Single Link Cable Assemblies with Ferrites

CTLDVI-ISL-MM-3	DVI Cable, DVI-I Single Link, Male/Male, 3.0ft (0.9m)	33.11	30.46	27.81	CALL
CTLDVI-ISL-MM-5	DVI Cable, DVI-I Single Link, Male/Male, 5.0ft (1.5m)	36.22	33.32	30.42	CALL
CTLDVI-ISL-MM-10	DVI Cable, DVI-I Single Link, Male/Male, 10.0ft (3.0m)	41.40	38.08	34.77	CALL
CTLDVI-ISL-MM-15	DVI Cable, DVI-I Single Link, Male/Male, 15.0ft (4.6m)	46.58	42.85	39.12	CALL

Premium DVI-I Dual Link Cable Assemblies with Ferrites

CTLDVI-I-MM-3	DVI Cable, DVI-I Dual Link, Male/Male, 3.0ft (0.9m)	35.18	32.36	29.55	CALL
CTLDVI-I-MM-5	DVI Cable, DVI-I Dual Link, Male/Male, 5.0ft (1.5m)	38.29	35.22	32.16	CALL
CTLDVI-I-MM-10	DVI Cable, DVI-I Dual Link, Male/Male, 10.0ft (3.0m)	43.47	39.99	36.51	CALL
CTLDVI-I-MM-15	DVI Cable, DVI-I Dual Link, Male/Male, 15.0ft (4.6m)	48.65	44.76	40.87	CALL

Deluxe DVI-I Dual Link Cable Assemblies with Ferrites

CGDVI-I-MM-3	DVI Cable, DVI-I Dual Link, Male/Male, 3.0ft (0.9m)	19.12	17.59	16.06	CALL
CGDVI-I-MM-5	DVI Cable, DVI-I Dual Link, Male/Male, 5.0ft (1.5m)	21.19	19.50	17.80	CALL
CGDVI-I-MM-10	DVI Cable, DVI-I Dual Link, Male/Male, 10.0ft (3.0m)	26.37	24.26	22.15	CALL
CGDVI-I-MM-15	DVI Cable, DVI-I Dual Link, Male/Male, 15.0ft (4.6m)	31.55	29.03	26.50	CALL

Premium DVI-D Single Link LSZH Cable Assemblies with Ferrites

CTLDVIMMLZ-3	DVI LSZH Cable, DVI-D Single Link, Male/Male, 3.0ft (0.9m)	16.53	15.54	14.54	CALL
CTLDVIMMLZ-5	DVI LSZH Cable, DVI-D Single Link, Male/Male, 5.0ft (1.5m)	18.60	17.48	16.37	CALL
CTLDVIMMLZ-10	DVI LSZH Cable, DVI-D Single Link, Male/Male, 10.0ft (3.0m)	23.78	22.35	20.93	CALL
CTLDVIMMLZ-15	DVI LSZH Cable, DVI-D Single Link, Male/Male, 15.0ft (4.6m)	28.96	27.22	25.49	CALL



CTLDVIMMLZ

Premium DVI-D Dual Link LSZH Cable Assemblies with Ferrites

CTLDVIDMMLZ-3	DVI LSZH Cable, DVI-D Dual Link, Male/Male, 3.0ft (0.9m)	23.78	22.35	20.93	CALL
CTLDVIDMMLZ-5	DVI LSZH Cable, DVI-D Dual Link, Male/Male, 5.0ft (1.5m)	27.93	26.25	24.57	CALL
CTLDVIDMMLZ-10	DVI LSZH Cable, DVI-D Dual Link, Male/Male, 10.0ft (3.0m)	38.29	35.99	33.69	CALL
CTLDVIDMMLZ-15	DVI LSZH Cable, DVI-D Dual Link, Male/Male, 15.0ft (4.6m)	48.65	45.73	42.81	CALL



CTLDVIDMMLZ

DVI Dust Covers - Male and Female

L-com's DVI dust covers protect unused DVI connectors on cable assemblies and DVI receptacles on DVI equipment including DVI KVM switches, DVI Extenders, DVI splitters, and more. We offer both male and female DVI dust covers in packages of 10.

CVRDVI-M	DVI Dust Cover, Male, Pkg/10	6.37	6.12	5.86	CALL
CVRDVI-F	DVI Dust Cover, Female, Pkg/10	6.37	6.12	5.86	CALL



CVRDVI-M

CVRDVI-F

Tip HDMI and DVI - Premium vs. Deluxe

L-com offers two levels of product to give our customers choices based on their cable assembly needs. The Premium offering is superior to industry standard cables. The Deluxe offering is comparable or slightly superior to industry standard cables depending on the quality and workmanship of the factory assembling them.

HDMI Deluxe

- Gold flash contact plating
- Nickel plated connector shell

HDMI Premium

- 30 microinch gold contact plating
- Gold flash plated connector shell

DVI Deluxe

- Gold flash contact plating
- 360° copper tape wrap under mold

DVI Premium


- 30 microinch gold contact plating
- Custom steel enclosure under mold



HD-DVI-MM



CTL DVI-HD-MM



PMD DVI-DDLMF



PMD DVI-DLSLMF

Item #	Description	1-9	10-24	25-99	100+
Premium DVI-A to HD15 Cable Assemblies with Ferrites					
CTLDVI-HD-MM-3	DVI Cable, DVI-A Male/HD15 Male, 3.0ft (0.9m)	20.67	19.02	17.36	CALL
CTLDVI-HD-MM-5	DVI Cable, DVI-A Male/HD15 Male, 5.0ft (1.5m)	23.78	21.88	19.98	CALL
CTLDVI-HD-MM-10	DVI Cable, DVI-A Male/HD15 Male, 10.0ft (3.0m)	28.96	26.64	24.33	CALL
CTLDVI-HD-MM-15	DVI Cable, DVI-A Male/HD15 Male, 15.0ft (4.6m)	34.14	31.41	28.68	CALL


Premium HDMI® to DVI-D Cable Assemblies - Fully Molded

High Definition Multimedia Interface (HDMI) is the latest interface for the connection of audio/video equipment. HDMI is fully backwards compatible with DVI video signals. This series of cable allows connection of the digital video signal from a DVI-D interface to a HDMI interface. Available in 5 standard lengths from 1 to 5 meters.

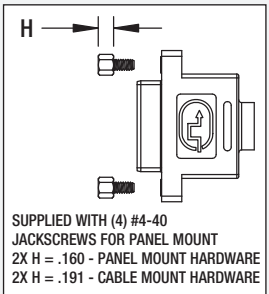
HD-DVI-MM-1	HDMI Cable, HDMI Male/DVI-D Male, Single Link, 1.0m	19.64	18.46	17.28	CALL
HD-DVI-MM-2	HDMI Cable, HDMI Male/DVI-D Male, Single Link, 2.0m	25.85	24.30	22.75	CALL
HD-DVI-MM-3	HDMI Cable, HDMI Male/DVI-D Male, Single Link, 3.0m	32.07	30.15	28.22	CALL
HD-DVI-MM-4	HDMI Cable, HDMI Male/DVI-D Male, Single Link, 4.0m	38.29	35.99	33.69	CALL
HD-DVI-MM-5	HDMI Cable, HDMI Male/DVI-D Male, Single Link, 5.0m	44.50	41.83	39.16	CALL

Tip What is a Panel Mount DVI?

If you know that you need to extend your DVI cable, but you are not sure if you want to mount it to your rack or not, Panel Mount DVI cables are a great solution. With two sets of hardware, you are able to either mate the female end inline, or mount it to a panel (Max thickness 0.063"). Flexibility is key with these cables, allowing you to have one set to fill multiple jobs.



Female DVI-I Dual Link Connector 30µ" Gold Plated Contacts



Premium Panel Mount DVI-D Dual Link Cable Assemblies

L-com's Premium Panel Mount DVI-D Dual Link cable assemblies provide a simple and cost effective method to pass a digital video signal through a panel, enclosure or wall plate. The female panel mount cable comes with cable mount and panel mount jackscrews, allowing a quick transition to an inline extension cable if needed. These cables include dual ferrite beads to reduce EMI/RFI and 30 microinch gold plated connectors for reduced signal loss.

PMDVI-DDLMF-1	Premium Panel Mount DVI-D Dual Link Cable Assembly, Male/Female, 1.0m	28.96	26.64	24.33	CALL
PMDVI-DDLMF-3	Premium Panel Mount DVI-D Dual Link Cable Assembly, Male/Female, 3.0m	31.03	28.55	26.07	CALL
PMDVI-DDLMF-5	Premium Panel Mount DVI-D Dual Link Cable Assembly, Male/Female, 5.0m	33.11	30.46	27.81	CALL
PMDVI-DDLMF-10	Premium Panel Mount DVI-D Dual Link Cable Assembly, Male/Female, 10.0m	38.29	35.22	32.16	CALL

Premium Panel Mount DVI-D Single Link Cable Assemblies

L-com's Premium Panel Mount DVI-D Single Link cable assemblies provide a simple and cost effective method to pass a digital video signal through a panel, enclosure or wall plate. The female panel mount cable comes with cable mount and panel mount jackscrews, allowing a quick transition to an inline extension cable if needed. These cables include dual ferrite beads to reduce EMI/RFI and 30 microinch gold plated connectors for reduced signal loss.

PMDVI-DLSLMF-1	Premium Panel Mount DVI-D Single Link Cable Assembly, Male/Female, 1.0m	20.67	19.02	17.36	CALL
PMDVI-DLSLMF-3	Premium Panel Mount DVI-D Single Link Cable Assembly, Male/Female, 3.0m	22.74	20.93	19.11	CALL
PMDVI-DLSLMF-5	Premium Panel Mount DVI-D Single Link Cable Assembly, Male/Female, 5.0m	24.82	22.83	20.85	CALL
PMDVI-DLSLMF-10	Premium Panel Mount DVI-D Single Link Cable Assembly, Male/Female, 10.0m	30.00	27.60	25.20	CALL

Tip How do I distinguish between various DVI configurations?


Shown are a number of DVI connector interfaces that can be identified by the pin configurations. They include DVI-A (analog only), DVI-D (digital only) and DVI-I (analog and digital). In addition, single link and dual link configurations exist for both DVI-D and DVI-I. Shown are the major configurations illustrating the distinguishing features for each type of DVI interface.

ANALOG AND DIGITAL



DVI-I Single Link

Three rows of 6 pins and two contacts above and below the flat blade.



DVI-I Dual Link

Three rows of 8 pins and two contacts above and below the flat blade.


ANALOG ONLY



DVI-A


One row of 5 pins, one row of 3 pins and one row of 4 pins with two contacts above and below the flat blade.

DIGITAL ONLY



DVI-D Single Link

Three rows of 6 pins and no contacts above or below the flat blade.



DVI-D Dual Link


Three rows of 8 pins and no contacts above or below the flat blade.

Tip *Defining 90° angled cable assemblies*

Angled connector hoods help connect cables in tight places. L-com now offers four options each for HDMI and DVI style connectors. The photos below detail the connector position relative to the cable entry direction.


HDMI Style Connectors

For HDMI style connectors, the position of the connector's long side is key in determining the correct angle for your application.



DVI Style Connectors

For DVI style connectors, both Single Link and Dual Link types, the flat blade of the connector is key in determining the correct angle for your application.



Item #	Description	1-9	10-24	25-99	100+
--------	-------------	-----	-------	-------	------

DVI-D Angled Cable Assemblies

L-com's angled DVI cables are perfect for tight fit and confined space DVI applications. These rugged cable assemblies feature a standard, straight DVI connector on one end and an angled DVI connector on the other. Four angled options available for both Single Link and Dual Link. These right angle DVI cables are designed for use in enclosures, cabinets or other confined spaces where standard DVI connectors will not fit.

DVI-D Single Link DVI Cable Male/Male Right Angle, Bottom Exit

DVIDS-RA-1	DVI-D Cable Single Link, Straight Male/Bottom Exit Male, 1.0ft (0.3m)	19.43	18.26	17.10	CALL
DVIDS-RA-3	DVI-D Cable Single Link, Straight Male/Bottom Exit Male, 3.0ft (0.9m)	21.24	19.97	18.69	CALL
DVIDS-RA-5	DVI-D Cable Single Link, Straight Male/Bottom Exit Male, 5.0ft (1.5m)	22.80	21.43	20.06	CALL
DVIDS-RA-10	DVI-D Cable Single Link, Straight Male/Bottom Exit Male, 10.0ft (3.0m)	26.68	25.08	23.48	CALL
DVIDS-RA-15	DVI-D Cable Single Link, Straight Male/Bottom Exit Male, 15.0ft (4.6m)	31.09	29.22	27.36	CALL

DVI-D Single Link DVI Cable Male/Male Right Angle, Top Exit

DVIDS-RA2-1	DVI-D Cable Single Link, Straight Male/Top Exit Male, 1.0ft (0.3m)	19.43	18.26	17.10	CALL
DVIDS-RA2-3	DVI-D Cable Single Link, Straight Male/Top Exit Male, 3.0ft (0.9m)	21.24	19.97	18.69	CALL
DVIDS-RA2-5	DVI-D Cable Single Link, Straight Male/Top Exit Male, 5.0ft (1.5m)	22.80	21.43	20.06	CALL
DVIDS-RA2-10	DVI-D Cable Single Link, Straight Male/Top Exit Male, 10.0ft (3.0m)	26.68	25.08	23.48	CALL
DVIDS-RA2-15	DVI-D Cable Single Link, Straight Male/Top Exit Male, 15.0ft (4.6m)	31.09	29.22	27.36	CALL

DVI-D Single Link DVI Cable Male/Male Right Angle, Left Exit

DVIDS-RA3-1	DVI-D Cable Single Link, Straight Male/Left Exit Male, 1.0ft (0.3m)	19.43	18.26	17.10	CALL
DVIDS-RA3-3	DVI-D Cable Single Link, Straight Male/Left Exit Male, 3.0ft (0.9m)	21.24	19.97	18.69	CALL
DVIDS-RA3-5	DVI-D Cable Single Link, Straight Male/Left Exit Male, 5.0ft (1.5m)	22.80	21.43	20.06	CALL
DVIDS-RA3-10	DVI-D Cable Single Link, Straight Male/Left Exit Male, 10.0ft (3.0m)	26.68	25.08	23.48	CALL
DVIDS-RA3-15	DVI-D Cable Single Link, Straight Male/Left Exit Male, 15.0ft (4.6m)	31.09	29.22	27.36	CALL

DVI-D Single Link DVI Cable Male/Male Right Angle, Right Exit

DVIDS-RA4-1	DVI-D Cable Single Link, Straight Male/Right Exit Male, 1.0ft (0.3m)	19.43	18.26	17.10	CALL
DVIDS-RA4-3	DVI-D Cable Single Link, Straight Male/Right Exit Male, 3.0ft (0.9m)	21.24	19.97	18.69	CALL
DVIDS-RA4-5	DVI-D Cable Single Link, Straight Male/Right Exit Male, 5.0ft (1.5m)	22.80	21.43	20.06	CALL
DVIDS-RA4-10	DVI-D Cable Single Link, Straight Male/Right Exit Male, 10.0ft (3.0m)	26.68	25.08	23.48	CALL
DVIDS-RA4-15	DVI-D Cable Single Link, Straight Male/Right Exit Male, 15.0ft (4.6m)	31.09	29.22	27.36	CALL

DVI-D Dual Link DVI Cable Male/Male Right Angle, Bottom Exit

DVIDD-RA-1	DVI-D Cable Dual Link, Straight Male/Bottom Exit Male, 1.0ft (0.3m)	24.09	22.65	21.20	CALL
DVIDD-RA-3	DVI-D Cable Dual Link, Straight Male/Bottom Exit Male, 3.0ft (0.9m)	26.94	25.32	23.71	CALL
DVIDD-RA-5	DVI-D Cable Dual Link, Straight Male/Bottom Exit Male, 5.0ft (1.5m)	29.79	28.00	26.22	CALL
DVIDD-RA-10	DVI-D Cable Dual Link, Straight Male/Bottom Exit Male, 10.0ft (3.0m)	36.79	34.58	32.37	CALL
DVIDD-RA-15	DVI-D Cable Dual Link, Straight Male/Bottom Exit Male, 15.0ft (4.6m)	44.30	41.64	38.98	CALL

DVI-D Dual Link DVI Cable Male/Male Right Angle, Top Exit

DVIDD-RA2-1	DVI-D Cable Dual Link, Straight Male/Top Exit Male, 1.0ft (0.3m)	24.09	22.65	21.20	CALL
DVIDD-RA2-3	DVI-D Cable Dual Link, Straight Male/Top Exit Male, 3.0ft (0.9m)	26.94	25.32	23.71	CALL
DVIDD-RA2-5	DVI-D Cable Dual Link, Straight Male/Top Exit Male, 5.0ft (1.5m)	29.79	28.00	26.22	CALL
DVIDD-RA2-10	DVI-D Cable Dual Link, Straight Male/Top Exit Male, 10.0ft (3.0m)	36.79	34.58	32.37	CALL
DVIDD-RA2-15	DVI-D Cable Dual Link, Straight Male/Top Exit Male, 15.0ft (4.6m)	44.30	41.64	38.98	CALL

DVI-D Dual Link DVI Cable Male/Male Right Angle Left Exit

DVIDD-RA3-1	DVI-D Cable Dual Link, Straight Male/Left Exit Male, 1.0ft (0.3m)	24.09	22.65	21.20	CALL
DVIDD-RA3-3	DVI-D Cable Dual Link, Straight Male/Left Exit Male, 3.0ft (0.9m)	26.94	25.32	23.71	CALL
DVIDD-RA3-5	DVI-D Cable Dual Link, Straight Male/Left Exit Male, 5.0ft (1.5m)	29.79	28.00	26.22	CALL
DVIDD-RA3-10	DVI-D Cable Dual Link, Straight Male/Left Exit Male, 10.0ft (3.0m)	36.79	34.58	32.37	CALL
DVIDD-RA3-15	DVI-D Cable Dual Link, Straight Male/Left Exit Male, 15.0ft (4.6m)	44.30	41.64	38.98	CALL

DVI-D Dual Link DVI Cable Male/Male Right Angle, Right Exit


DVIDD-RA4-1	DVI-D Cable Dual Link, Straight Male/Right Exit Male, 1.0ft (0.3m)	24.09	22.65	21.20	CALL
DVIDD-RA4-3	DVI-D Cable Dual Link, Straight Male/Right Exit Male, 3.0ft (0.9m)	26.94	25.32	23.71	CALL
DVIDD-RA4-5	DVI-D Cable Dual Link, Straight Male/Right Exit Male, 5.0ft (1.5m)	29.79	28.00	26.22	CALL
DVIDD-RA4-10	DVI-D Cable Dual Link, Straight Male/Right Exit Male, 10.0ft (3.0m)	36.79	34.58	32.37	CALL
DVIDD-RA4-15	DVI-D Cable Dual Link, Straight Male/Right Exit Male, 15.0ft (4.6m)	44.30	41.64	38.98	CALL




DVIDS-RA



DVIDS-RA2



DVIDS-RA3




DVIDS-RA4




DVIDD-RA2



DVIDS-RAZ



DVIDS-RA3Z




DVIDS-RA4Z



DVIDD-RAZ



DVIDD-RA2Z



DVIDD-RA3Z



DVIDD-RA4Z



CVRDVI-F

Item #	Description	1-9	10-24	25-99	100+
--------	-------------	-----	-------	-------	------

DVI-D Single Link Right Angle Cable Assemblies with Low Smoke Zero Halogen Jackets

L-com's DVIDS-RAZ series cables are perfect for tight fit and confined space DVI applications. These rugged cable assemblies feature a standard DVI-D Single Link connector on one end and a right angle DVI-D Single Link connector on the other. These LSZH right angle DVI cables are designed for use in enclosures, cabinets or other confined spaces where standard DVI connectors will not fit.

DVI-D Single Link LSZH DVI Cable Male / Male Right Angle, Bottom Exit

DVIDS-RAZ-1	DVI-D Cable Single Link, Straight Male/Bottom Exit Male, 1.0ft (0.3m)	22.28	20.94	19.60	CALL
DVIDS-RAZ-3	DVI-D Cable Single Link, Straight Male/Bottom Exit Male, 3.0ft (0.9m)	24.35	22.89	21.43	CALL
DVIDS-RAZ-5	DVI-D Cable Single Link, Straight Male/Bottom Exit Male, 5.0ft (1.5m)	26.42	24.84	23.25	CALL
DVIDS-RAZ-10	DVI-D Cable Single Link, Straight Male/Bottom Exit Male, 10.0ft (3.0m)	31.60	29.71	27.81	CALL
DVIDS-RAZ-15	DVI-D Cable Single Link, Straight Male/Bottom Exit Male, 15.0ft (4.6m)	36.79	34.58	32.37	CALL

DVI-D Single Link LSZH DVI Cable Male / Male Right Angle, Top Exit

DVIDS-RA2Z-1	DVI-D Cable Single Link, Straight Male/Top Exit Male, 1.0ft (0.3m)	22.28	20.94	19.60	CALL
DVIDS-RA2Z-3	DVI-D Cable Single Link, Straight Male/Top Exit Male, 3.0ft (0.9m)	24.35	22.89	21.43	CALL
DVIDS-RA2Z-5	DVI-D Cable Single Link, Straight Male/Top Exit Male, 5.0ft (1.5m)	26.42	24.84	23.25	CALL
DVIDS-RA2Z-10	DVI-D Cable Single Link, Straight Male/Top Exit Male, 10.0ft (3.0m)	31.60	29.71	27.81	CALL
DVIDS-RA2Z-15	DVI-D Cable Single Link, Straight Male/Top Exit Male, 15.0ft (4.6m)	36.79	34.58	32.37	CALL

DVI-D Single Link LSZH DVI Cable Male / Male Right Angle, Left Exit

DVIDS-RA3Z-1	DVI-D Cable Single Link, Straight Male/Left Exit Male, 1.0ft (0.3m)	22.28	20.94	19.60	CALL
DVIDS-RA3Z-3	DVI-D Cable Single Link, Straight Male/Left Exit Male, 3.0ft (0.9m)	24.35	22.89	21.43	CALL
DVIDS-RA3Z-5	DVI-D Cable Single Link, Straight Male/Left Exit Male, 5.0ft (1.5m)	26.42	24.84	23.25	CALL
DVIDS-RA3Z-10	DVI-D Cable Single Link, Straight Male/Left Exit Male, 10.0ft (3.0m)	31.60	29.71	27.81	CALL
DVIDS-RA3Z-15	DVI-D Cable Single Link, Straight Male/Left Exit Male, 15.0ft (4.6m)	36.79	34.58	32.37	CALL

DVI-D Single Link LSZH DVI Cable Male / Male Right Angle, Right Exit

DVIDS-RA4Z-1	DVI-D Cable Single Link, Straight Male/Right Exit Male, 1.0ft (0.3m)	22.28	20.94	19.60	CALL
DVIDS-RA4Z-3	DVI-D Cable Single Link, Straight Male/Right Exit Male, 3.0ft (0.9m)	24.35	22.89	21.43	CALL
DVIDS-RA4Z-5	DVI-D Cable Single Link, Straight Male/Right Exit Male, 5.0ft (1.5m)	26.42	24.84	23.25	CALL
DVIDS-RA4Z-10	DVI-D Cable Single Link, Straight Male/Right Exit Male, 10.0ft (3.0m)	31.60	29.71	27.81	CALL
DVIDS-RA4Z-15	DVI-D Cable Single Link, Straight Male/Right Exit Male, 15.0ft (4.6m)	36.79	34.58	32.37	CALL

DVI-D Dual Link Right Angle Cable Assemblies with Low Smoke Zero Halogen Jackets

These rugged cable assemblies feature a standard DVI-D Dual Link connector on one end and a right angle DVI-D Dual Link connector on the other. L-com's LSZH right angle DVI cables are designed for use in enclosures, cabinets or other confined spaces where standard DVI connector will not fit.

DVI-D Dual Link LSZH DVI Cable Male / Male Right Angle, Bottom Exit

DVIDD-RAZ-1	DVI-D Cable Dual Link, Straight Male/Bottom Exit Male, 1.0ft (0.3m)	27.46	25.81	24.16	CALL
DVIDD-RAZ-3	DVI-D Cable Dual Link, Straight Male/Bottom Exit Male, 3.0ft (0.9m)	31.09	29.22	27.36	CALL
DVIDD-RAZ-5	DVI-D Cable Dual Link, Straight Male/Bottom Exit Male, 5.0ft (1.5m)	34.71	32.63	30.55	CALL
DVIDD-RAZ-10	DVI-D Cable Dual Link, Straight Male/Bottom Exit Male, 10.0ft (3.0m)	43.78	41.15	38.53	CALL
DVIDD-RAZ-15	DVI-D Cable Dual Link, Straight Male/Bottom Exit Male, 15.0ft (4.6m)	52.85	49.68	46.50	CALL

DVI-D Dual Link LSZH DVI Cable Male / Male Right Angle, Top Exit

DVIDD-RA2Z-1	DVI-D Cable Dual Link, Straight Male/Top Exit Male, 1.0ft (0.3m)	27.46	25.81	24.16	CALL
DVIDD-RA2Z-3	DVI-D Cable Dual Link, Straight Male/Top Exit Male, 3.0ft (0.9m)	31.09	29.22	27.36	CALL
DVIDD-RA2Z-5	DVI-D Cable Dual Link, Straight Male/Top Exit Male, 5.0ft (1.5m)	34.71	32.63	30.55	CALL
DVIDD-RA2Z-10	DVI-D Cable Dual Link, Straight Male/Top Exit Male, 10.0ft (3.0m)	43.78	41.15	38.53	CALL
DVIDD-RA2Z-15	DVI-D Cable Dual Link, Straight Male/Top Exit Male, 15.0ft (4.6m)	52.85	49.68	46.50	CALL

DVI-D Dual Link LSZH DVI Cable Male / Male Right Angle, Left Exit

DVIDD-RA3Z-1	DVI-D Cable Dual Link, Straight Male/Left Exit Male, 1.0ft (0.3m)	27.46	25.81	24.16	CALL
DVIDD-RA3Z-3	DVI-D Cable Dual Link, Straight Male/Left Exit Male, 3.0ft (0.9m)	31.09	29.22	27.36	CALL
DVIDD-RA3Z-5	DVI-D Cable Dual Link, Straight Male/Left Exit Male, 5.0ft (1.5m)	34.71	32.63	30.55	CALL
DVIDD-RA3Z-10	DVI-D Cable Dual Link, Straight Male/Left Exit Male, 10.0ft (3.0m)	43.78	41.15	38.53	CALL
DVIDD-RA3Z-15	DVI-D Cable Dual Link, Straight Male/Left Exit Male, 15.0ft (4.6m)	52.85	49.68	46.50	CALL

DVI-D Dual Link LSZH DVI Cable Male / Male Right Angle, Right Exit

DVIDD-RA4Z-1	DVI-D Cable Dual Link, Straight Male/Right Exit Male, 1.0ft (0.3m)	27.46	25.81	24.16	CALL
DVIDD-RA4Z-3	DVI-D Cable Dual Link, Straight Male/Right Exit Male, 3.0ft (0.9m)	31.09	29.22	27.36	CALL
DVIDD-RA4Z-5	DVI-D Cable Dual Link, Straight Male/Right Exit Male, 5.0ft (1.5m)	34.71	32.63	30.55	CALL
DVIDD-RA4Z-10	DVI-D Cable Dual Link, Straight Male/Right Exit Male, 10.0ft (3.0m)	43.78	41.15	38.53	CALL
DVIDD-RA4Z-15	DVI-D Cable Dual Link, Straight Male/Right Exit Male, 15.0ft (4.6m)	52.85	49.68	46.50	CALL

DVI Dust Covers - Male and Female


L-com's DVI dust covers protect unused DVI connectors on cable assemblies and DVI receptacles on DVI equipment including DVI KVM switches, DVI Extenders, DVI splitters, and more. We offer both male and female DVI dust covers in packages of 10.

CVRDVI-M	DVI Dust Cover, Male, Pkg/10	6.37	6.12	5.86	CALL
CVRDVI-F	DVI Dust Cover, Female, Pkg/10	6.37	6.12	5.86	CALL


Tip What is the difference between DVI Single Link and Dual Link?

DVI dual link, as the name implies, has more conductors than the DVI single link for transmitting signal. Single link DVI supports a maximum bandwidth of 165 MHz (1920 x 1080 at 60 Hz, 1280 x 1024 at 85 Hz) and utilizes 18 of the 24 available pins. Dual link DVI utilizes all 24 available pins and supports 2x 165 MHz maximum bandwidth (2048 x 1536 at 60 Hz, 1920 x 1080 at 85 Hz).


DVI Single Link



DVI Dual Link



Tip DVI armored cables explained



Uses our Premium bulk cable including PVC cable jacket and braid/foil shield under the armor.

Item #	Description	1-9	10-24	25-99	100+
--------	-------------	-----	-------	-------	------

Metal Armored DVI-D Cable Assemblies

These cables feature a stainless steel crush resistant jacket over our premium DVI cable to provide protection in applications where standard cables would be damaged due to excessive force. Crush resistance is 1500 PSI (Pounds per Square Inch). Additional features include rugged over mold connectors, 30 microinch (0.762µm) gold plated contacts and double shielding which protects your A/V signals from EMI/RFI.

Metal Armored DVI-D Dual Link Cable Assemblies

CTLDVIMT-3	Metal Armored DVI-D Cable Dual Link, Male/Male, 3.0ft (0.9m)	35.18	32.36	29.55	CALL
CTLDVIMT-5	Metal Armored DVI-D Cable Dual Link, Male/Male, 5.0ft (1.5m)	41.40	38.08	34.77	CALL
CTLDVIMT-10	Metal Armored DVI-D Cable Dual Link, Male/Male, 10.0ft (3.0m)	56.94	52.38	47.83	CALL
CTLDVIMT-15	Metal Armored DVI-D Cable Dual Link, Male/Male, 15.0ft (4.6m)	72.48	66.68	60.89	CALL

Metal Armored DVI-D Dual Link Cable Assemblies - Right Angle, Bottom

CTLDVIRAMT-3	Metal Armored DVI-D Cable Dual Link, Male/Male Right Angle, Bottom, 3.0ft (0.9m)	37.25	34.27	31.29	CALL
CTLDVIRAMT-5	Metal Armored DVI-D Cable Dual Link, Male/Male Right Angle, Bottom, 5.0ft (1.5m)	43.47	39.99	36.51	CALL
CTLDVIRAMT-10	Metal Armored DVI-D Cable Dual Link, Male/Male Right Angle, Bottom, 10.0ft (3.0m)	59.01	54.29	49.57	CALL
CTLDVIRAMT-15	Metal Armored DVI-D Cable Dual Link, Male/Male Right Angle, Bottom, 15.0ft (4.6m)	74.55	68.59	62.63	CALL

Metal Armored DVI-D Single Link Cable Assemblies

CTLDVISMT-3	Metal Armored DVI-D Cable Single Link, Male/Male, 3.0ft (0.9m)	31.03	28.55	26.07	CALL
CTLDVISMT-5	Metal Armored DVI-D Cable Single Link, Male/Male, 5.0ft (1.5m)	35.18	32.36	29.55	CALL
CTLDVISMT-10	Metal Armored DVI-D Cable Single Link, Male/Male, 10.0ft (3.0m)	45.54	41.90	38.25	CALL
CTLDVISMT-15	Metal Armored DVI-D Cable Single Link, Male/Male, 15.0ft (4.6m)	55.90	51.43	46.96	CALL

Plastic Armored DVI-D Cable Assemblies

These cables feature a hardened PVC crush resistant jacket over our premium DVI cable to provide protection in applications where standard cables would be damaged due to excessive force. Crush resistance is 800 PSI (Pounds per Square Inch) minimum. Additional features include rugged over mold connectors, 30 microinch (0.762µm) gold plated contacts and double shielding which protects your A/V signals from EMI/RFI.

Plastic Armored DVI-D Dual Link Cable Assemblies

CTLDVIPL-3	Plastic Armored DVI-D Cable Dual Link, Male/Male, 3.0ft (0.9m)	32.07	30.79	29.50	CALL
CTLDVIPL-5	Plastic Armored DVI-D Cable Dual Link, Male/Male, 5.0ft (1.5m)	35.18	33.77	32.36	CALL
CTLDVIPL-10	Plastic Armored DVI-D Cable Dual Link, Male/Male, 10.0ft (3.0m)	42.95	41.23	39.51	CALL
CTLDVIPL-15	Plastic Armored DVI-D Cable Dual Link, Male/Male, 15.0ft (4.6m)	50.72	48.69	46.66	CALL

Plastic Armored DVI-D Dual Link Cable Assemblies - Right Angle, Bottom

CTLDVIRAPL-3	Plastic Armored DVI-D Cable Dual Link, Male/Male Right Angle, Bottom, 3.0ft (0.9m)	34.14	32.78	31.41	CALL
CTLDVIRAPL-5	Plastic Armored DVI-D Cable Dual Link, Male/Male Right Angle, Bottom, 5.0ft (1.5m)	37.25	35.76	34.27	CALL
CTLDVIRAPL-10	Plastic Armored DVI-D Cable Dual Link, Male/Male Right Angle, Bottom, 10.0ft (3.0m)	45.02	43.22	41.42	CALL
CTLDVIRAPL-15	Plastic Armored DVI-D Cable Dual Link, Male/Male Right Angle, Bottom, 15.0ft (4.6m)	52.79	50.68	48.57	CALL

Plastic Armored DVI-D Single Link Cable Assemblies

CTLDVISPL-3	Plastic Armored DVI-D Cable Single Link, Male/Male, 3.0ft (0.9m)	26.89	25.81	24.74	CALL
CTLDVISPL-5	Plastic Armored DVI-D Cable Single Link, Male/Male, 5.0ft (1.5m)	28.96	27.80	26.64	CALL
CTLDVISPL-10	Plastic Armored DVI-D Cable Single Link, Male/Male, 10.0ft (3.0m)	34.14	32.78	31.41	CALL
CTLDVISPL-15	Plastic Armored DVI-D Cable Single Link, Male/Male, 15.0ft (4.6m)	39.32	37.75	36.18	CALL

EVC Cable Assemblies P&D Male to Male


This series of EVC cable assemblies complies with the Video Electronics Standards Association (VESA) requirements for advanced high bandwidth, high resolution monitors. The P&D interface is capable of carrying both analog and digital video signals. Fully molded backshells produce a durable assembly. Optimum video signal quality is achieved by the use of six 75 Ohm coaxial cables to carry the video signal. Available in 6 standard lengths from 3 to 50 feet.


CTLEVCMM-3	EVC Cable, Male/Male, 3.0ft (0.9m)	110.82	108.61	106.39	CALL
CTLEVCMM-5	EVC Cable, Male/Male, 5.0ft (1.5m)	116.42	114.09	111.76	CALL
CTLEVCMM-10	EVC Cable, Male/Male, 10.0ft (3.0m)	130.41	127.80	125.19	CALL
CTLEVCMM-15	EVC Cable, Male/Male, 15.0ft (4.6m)	144.39	141.51	138.62	CALL

Premium HDMI® to DVI-D Cable Assemblies - Fully Molded

High Definition Multimedia Interface (HDMI) is the latest interface for the connection of audio/video equipment. HDMI is fully backwards compatible with DVI video signals. This series of cable allows connection of the digital video signal from a DVI-D interface to a HDMI interface. Available in 5 standard lengths from 1 to 5 meters.

HD-DVI-MM-1	HDMI Cable, HDMI Male/DVI-D Male, Single Link, 1.0m	19.64	18.46	17.28	CALL
HD-DVI-MM-2	HDMI Cable, HDMI Male/DVI-D Male, Single Link, 2.0m	25.85	24.30	22.75	CALL
HD-DVI-MM-3	HDMI Cable, HDMI Male/DVI-D Male, Single Link, 3.0m	32.07	30.15	28.22	CALL
HD-DVI-MM-4	HDMI Cable, HDMI Male/DVI-D Male, Single Link, 4.0m	38.29	35.99	33.69	CALL
HD-DVI-MM-5	HDMI Cable, HDMI Male/DVI-D Male, Single Link, 5.0m	44.50	41.83	39.16	CALL





Item #	Description	1-9	10-24	25-99	100+
DisplayPort High Definition Audio/Video Cables					
L-com's DisplayPort cables offer a single cable solution providing high definition digital audio and video for computing displays, graphic cards and laptops. DisplayPort replaces DVI and VGA cables and is the new digital display standard for PC computing. It is the HDMI equivalent for computers and provides a simple and easy connection for both high definition digital audio and video.					
DPCAMM-0.5	DisplayPort Cable Assembly, Male/ Male, 0.5m	25.59	24.06	22.52	CALL
DPCAMM-1	DisplayPort Cable Assembly, Male/ Male, 1.0m	27.72	26.06	24.39	CALL
DPCAMM-2	DisplayPort Cable Assembly, Male/ Male, 2.0m	31.97	30.05	28.13	CALL
DPCAMM-3	DisplayPort Cable Assembly, Male/ Male, 3.0m	36.27	34.09	31.91	CALL
DPCAMM-5	DisplayPort Cable Assembly, Male/ Male, 5.0m	44.82	42.13	39.44	CALL
DPCAMM-10	DisplayPort Cable Assembly, Male/ Male, 10.0m	66.16	62.19	58.22	CALL
DPCAMM-15	DisplayPort Cable Assembly, Male/ Male, 15.0m	87.51	82.26	77.01	CALL

Low Profile DisplayPort High Definition Audio/Video Cables					
This cable family is identical to our popular DPCAMM DisplayPort cables except it uses a shorter backshell. The shorter backshell allows these cables to fit in a tighter space without compromising performance. L-com's DisplayPort cable offering provides a single cable solution for high definition digital audio and video for computing displays, graphic cards, and laptops. Seven lengths to choose from ranging from 0.5 to 15 meters.					
DPCAMMSB-0.5	DisplayPort Short Body Cable Assembly, Male/ Male, 0.5m	21.45	20.16	18.88	CALL
DPCAMMSB-1	DisplayPort Short Body Cable Assembly, Male/ Male, 1.0m	23.57	22.16	20.74	CALL
DPCAMMSB-2	DisplayPort Short Body Cable Assembly, Male/ Male, 2.0m	27.82	26.15	24.48	CALL
DPCAMMSB-3	DisplayPort Short Body Cable Assembly, Male/ Male, 3.0m	32.07	30.15	28.22	CALL
DPCAMMSB-5	DisplayPort Short Body Cable Assembly, Male/ Male, 5.0m	40.57	38.13	35.70	CALL
DPCAMMSB-10	DisplayPort Short Body Cable Assembly, Male/ Male, 10.0m	66.16	62.19	58.22	CALL
DPCAMMSB-15	DisplayPort Short Body Cable Assembly, Male/ Male, 15.0m	87.51	82.26	77.01	CALL

Low Smoke Zero Halogen DisplayPort High Definition Audio/Video Cables					
This cable family is identical to our popular DPCAMM DisplayPort cables except it uses Low Smoke Zero Halogen (LSZH) jacketed cable. LSZH cable reduces the amount of toxic and corrosive gases emitted during combustion. Typically used in poorly ventilated areas, low smoke zero halogen is very popular with military contractors and anywhere the protection of people and equipment from toxic and corrosive gases is critical.					
DPCA2MM-0.5	DisplayPort LSZH Cable Assembly, Male/ Male, 0.5m	26.42	24.84	23.25	CALL
DPCA2MM-1	DisplayPort LSZH Cable Assembly, Male/ Male, 1.0m	29.07	27.32	25.58	CALL
DPCA2MM-2	DisplayPort LSZH Cable Assembly, Male/ Male, 2.0m	34.35	32.29	30.23	CALL
DPCA2MM-3	DisplayPort LSZH Cable Assembly, Male/ Male, 3.0m	39.63	37.26	34.88	CALL
DPCA2MM-10	DisplayPort LSZH Cable Assembly, Male/ Male, 10.0m	76.63	72.03	67.43	CALL

DisplayPort to Mini DisplayPort Cable Assemblies					
L-com's DisplayPort to Mini DisplayPort cable assemblies provide a one piece digital audio and video solution for your mobile devices. As technology grows more powerful and compact, the demand for smaller connectors with the same performance as their larger cousins grows. These cable assemblies are the perfect way to connect the newest mobile devices to your DisplayPort monitor without use of an adapter.					
DPCAC2MM-0.5M	DisplayPort to Mini DisplayPort Cable Assembly, Male/ Male, 0.5m	21.71	20.41	19.10	CALL
DPCAC2MM-1M	DisplayPort to Mini DisplayPort Cable Assembly, Male/ Male, 1.0m	23.83	22.40	20.97	CALL
DPCAC2MM-2M	DisplayPort to Mini DisplayPort Cable Assembly, Male/ Male, 2.0m	28.08	26.40	24.71	CALL
DPCAC2MM-3M	DisplayPort to Mini DisplayPort Cable Assembly, Male/ Male, 3.0m	32.33	30.39	28.45	CALL

Mini DisplayPort Assemblies					
L-com's Mini DisplayPort cable assemblies provide a one piece digital audio and video solution for your mobile devices. As technology grows more powerful and compact, the demand for smaller connectors with the same performance as their larger cousins grows. These cable assemblies are the perfect way to connect the newest mobile devices to a Mini DisplayPort monitor without use of an adapter.					
DPCAC3MM-0.5M	Mini DisplayPort Cable Assembly, Male/ Male, 0.5m	20.67	19.43	18.19	CALL
DPCAC3MM-1M	Mini DisplayPort Cable Assembly, Male/ Male, 1.0m	22.80	21.43	20.06	CALL
DPCAC3MM-2M	Mini DisplayPort Cable Assembly, Male/ Male, 2.0m	27.04	25.42	23.80	CALL
DPCAC3MM-3M	Mini DisplayPort Cable Assembly, Male/ Male, 3.0m	31.29	29.42	27.54	CALL
DPCAC3MM-5M	Mini DisplayPort Cable Assembly, Male/ Male, 5.0m	39.79	37.40	35.02	CALL

DisplayPort Female to Mini DisplayPort Male Adapter					
L-com's DisplayPort to Mini DisplayPort adapter provides a simple way to modify an existing DisplayPort cable for use with a mobile device utilizing the more compact Mini DisplayPort interface. This adaptor is a more economical option than purchasing a new cable, and allows the option of switching back to the standard DisplayPort interface by simply removing it.					
VAD010FM	DisplayPort to Mini DisplayPort, Female/ Male	11.35	10.67	9.98	CALL

DisplayPort Panel Mount Adapter (Female DP to Female DP)					
DP-FF	DisplayPort Panel Mount Adapter, Female/ Female	15.53	15.22	14.91	CALL

DisplayPort to HDMI® Adapter					
DP-HD-ADPT	DisplayPort to HDMI Adapter, HDMI Female/ DisplayPort Male	15.53	15.22	14.91	CALL

DisplayPort to HDMI® Adapter Cable, 7.25" (18.4cm) Long					
DP-HD-CBL	DisplayPort to HDMI Adapter Cable, HDMI Female/ DisplayPort Male	28.81	28.23	27.65	CALL

DisplayPort to DVI Adapter					
DP-DVI-ADPT	DisplayPort to DVI Adapter, DVI Female/ DisplayPort Male	15.53	15.22	14.91	CALL

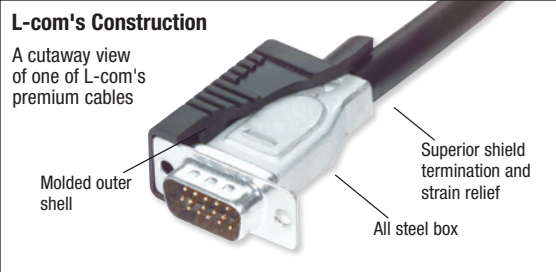

DisplayPort to DVI Adapter Cable, 7.25" (18.4cm) Long					
DP-DVI-CBL	DisplayPort to DVI Adapter Cable, DVI Female/ DisplayPort Male	28.81	28.23	27.65	CALL

DisplayPort to SVGA Adapter Cable, 8.45" (21.5cm) Long					
DP-SVGA-CBL	DisplayPort to SVGA Adapter Cable, SVGA Female/ DisplayPort Male	31.97	31.33	30.69	CALL

L-com vs. our Competitors

Superior performance requires superior construction. The features beneath the surface are the reason many OEMs have chosen L-com as a key supplier of critical cabling. Superior connector termination utilizing an all steel box provides

360° shielding and reliable strain relief. The bulk cable is double shielded and utilizes 3 mini true 75 Ohm coaxial lines for unmatched video performance. Available on L-com CTL premium and deluxe cable assemblies.



Item #	Description	#Coax	1-9	10-24	25-99	100+
--------	-------------	-------	-----	-------	-------	------

Premium Grade Black SVGA Cables - HD15M to HD15M or HD15M to HD15F with Coaxial Inners and Ferrites

Premium video assemblies utilize coaxial and twisted pair signal lines plus ferrite cores on either end for optimum video performance.

CTLF3VGAMM-5	SVGA Cable, HD15 Male/Male with Ferrites, 5.0ft (1.5m)	3	33.16	31.83	30.51	CALL
CTLF3VGAMM-10	SVGA Cable, HD15 Male/Male with Ferrites, 10.0ft (3.0m)	3	43.52	41.78	40.04	CALL
CTLF3VGAMM-25	SVGA Cable, HD15 Male/Male with Ferrites, 25.0ft (7.6m)	3	74.61	71.62	68.64	CALL
CTLF3VGAMM-50	SVGA Cable, HD15 Male/Male with Ferrites, 50.0ft (15.2m)	3	126.42	121.36	116.30	CALL
CTLF3VGAMM-100	SVGA Cable, HD15 Male/Male with Ferrites, 100.0ft (30.5m)	3	230.04	220.83	211.63	CALL
CTLF3VGAMM-200	SVGA Cable, HD15 Male/Male with Ferrites, 200.0ft (61.0m)	3	437.28	419.79	402.29	CALL
CTLF3VGAMF-5	SVGA Extension Cable, HD15 Male/Female with Ferrites, 5.0ft (1.5m)	3	33.16	31.83	30.51	CALL
CTLF3VGAMF-10	SVGA Extension Cable, HD15 Male/Female with Ferrites, 10.0ft (3.0m)	3	43.52	41.78	40.04	CALL
CTLF3VGAMF-25	SVGA Extension Cable, HD15 Male/Female with Ferrites, 25.0ft (7.6m)	3	74.61	71.62	68.64	CALL
CTLF3VGAMF-50	SVGA Extension Cable, HD15 Male/Female with Ferrites, 50.0ft (15.2m)	3	126.42	121.36	116.30	CALL
CTLF3VGAMF-100	SVGA Extension Cable, HD15 Male/Female with Ferrites, 100.0ft (30.5m)	3	230.04	220.83	211.63	CALL
CTLF3VGAMF-200	SVGA Extension Cable, HD15 Male/Female with Ferrites, 200.0ft (61.0m)	3	437.28	419.79	402.29	CALL

Premium Grade Black SVGA Cables - HD15M to HD15M with Coaxial Inners

Premium video assemblies utilize coaxial and twisted pair signal lines for low loss of signal.

CTL3VGAMM-3B	SVGA Cable, HD15 Male/Male, 3.0ft (0.9m)	3	21.76	20.45	19.15	CALL
CTL3VGAMM-5B	SVGA Cable, HD15 Male/Male, 5.0ft (1.5m)	3	24.87	23.38	21.88	CALL
CTL3VGAMM-10B	SVGA Cable, HD15 Male/Male, 10.0ft (3.0m)	3	32.64	30.68	28.72	CALL
CTL3VGAMM-20B	SVGA Cable, HD15 Male/Male, 20.0ft (6.1m)	3	48.18	45.29	42.40	CALL
CTL3VGAMM-25B	SVGA Cable, HD15 Male/Male, 25.0ft (7.6m)	3	55.95	52.60	49.24	CALL
CTL3VGAMM-50B	SVGA Cable, HD15 Male/Male, 50.0ft (15.2m)	3	94.81	89.12	83.43	CALL
CTL3VGAMM-100B	SVGA Cable, HD15 Male/Male, 100.0ft (30.5m)	3	172.53	162.18	151.82	CALL
CTL3VGAMM-150B	SVGA Cable, HD15 Male/Male, 150.0ft (45.7m)	3	250.24	235.23	220.21	CALL
CTL3VGAMM-200B	SVGA Cable, HD15 Male/Male, 200.0ft (61.0m)	3	327.96	308.28	288.60	CALL

Premium Grade Black SVGA Extension Cables - HD15M to HD15F with Coaxial Inners

CTL3VGAMF-5B	SVGA Extension Cable, HD15 Male/Female, 5.0ft (1.5m)	3	24.87	23.38	21.88	CALL
CTL3VGAMF-10B	SVGA Extension Cable, HD15 Male/Female, 10.0ft (3.0m)	3	32.64	30.68	28.72	CALL
CTL3VGAMF-20B	SVGA Extension Cable, HD15 Male/Female, 20.0ft (6.1m)	3	48.18	45.29	42.40	CALL
CTL3VGAMF-25B	SVGA Extension Cable, HD15 Male/Female, 25.0ft (7.6m)	3	55.95	52.60	49.24	CALL
CTL3VGAMF-50B	SVGA Extension Cable, HD15 Male/Female, 50.0ft (15.2m)	3	94.81	89.12	83.43	CALL
CTL3VGAMF-75B	SVGA Extension Cable, HD15 Male/Female, 75.0ft (22.9m)	3	133.67	125.65	117.63	CALL
CTL3VGAMF-100B	SVGA Extension Cable, HD15 Male/Female, 100.0ft (30.5m)	3	172.53	162.18	151.82	CALL
CTL3VGAMF-150B	SVGA Extension Cable, HD15 Male/Female, 150.0ft (45.7m)	3	250.24	235.23	220.21	CALL

Premium Grade Gray SVGA Cables - HD15M to HD15M or HD15M to HD15F with Coaxial Inners

These premium cables mate with high resolution color monitors and workstations with HD15 D-Sub connectors. High efficiency coaxial wiring is featured to support critical color lines. All molded construction, fully shielded throughout. OEM quantity pricing and special lengths upon request. Color is gray.

CTL3VGAMM-3	SVGA Cable, HD15 Male/Male, 3.0ft (0.9m)	3	27.93	25.69	23.46	CALL
CTL3VGAMM-5	SVGA Cable, HD15 Male/Male, 5.0ft (1.5m)	3	30.00	27.60	25.20	CALL
CTL3VGAMM-10	SVGA Cable, HD15 Male/Male, 10.0ft (3.0m)	3	35.18	32.36	29.55	CALL
CTL3VGAMF-5	SVGA Extension Cable, HD15 Male/Female, 5.0ft (1.5m)	3	30.00	27.60	25.20	CALL
CTL3VGAMF-10	SVGA Extension Cable, HD15 Male/Female, 10.0ft (3.0m)	3	35.18	32.36	29.55	CALL
CTL3VGAMF-25	SVGA Extension Cable, HD15 Male/Female, 25.0ft (7.6m)	3	50.72	46.66	42.61	CALL

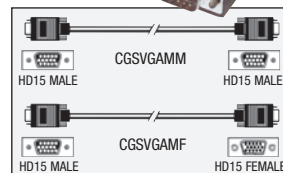
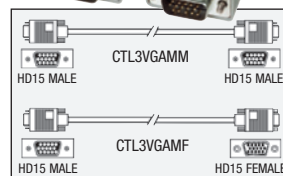
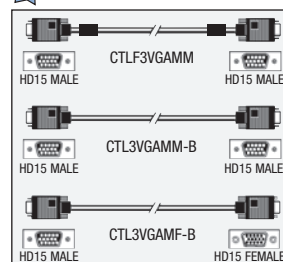
Standard Grade Black SVGA Cable Assemblies - HD15M to HD15M or HD15M to HD15F

L-com's new competitively priced standard grade SVGA cables feature three 75 Ohm coaxial cables to assure high quality video signal transmission. Fully molded backshells provide durability and long life expectancy. These rugged RoHS compliant assemblies are available in standard off the shelf lengths from 3 to 50 feet (0.9 to 15.2m).

CGSVGAMM-3	SVGA Cable, HD15 Male/Male, 3.0ft (0.9m)	3	11.40	10.49	9.57	CALL
CGSVGAMM-5	SVGA Cable, HD15 Male/Male, 5.0ft (1.5m)	3	12.43	11.44	10.44	CALL
CGSVGAMM-10	SVGA Cable, HD15 Male/Male, 10.0ft (3.0m)	3	19.48	17.92	16.36	CALL
CGSVGAMM-20	SVGA Cable, HD15 Male/Male, 20.0ft (6.1m)	3	33.16	30.51	27.85	CALL
CGSVGAMM-25	SVGA Cable, HD15 Male/Male, 25.0ft (7.6m)	3	36.27	33.37	30.46	CALL
CGSVGAMM-50	SVGA Cable, HD15 Male/Male, 50.0ft (15.2m)	3	71.50	65.78	60.06	CALL
CGSVGAMF-3	SVGA Extension Cable, HD15 Male/Female, 3.0ft (0.9m)	3	11.61	10.68	9.75	CALL
CGSVGAMF-5	SVGA Extension Cable, HD15 Male/Female, 5.0ft (1.5m)	3	12.64	11.63	10.62	CALL
CGSVGAMF-10	SVGA Extension Cable, HD15 Male/Female, 10.0ft (3.0m)	3	19.74	18.16	16.58	CALL
CGSVGAMF-20	SVGA Extension Cable, HD15 Male/Female, 20.0ft (6.1m)	3	34.56	31.79	29.03	CALL
CGSVGAMF-25	SVGA Extension Cable, HD15 Male/Female, 25.0ft (7.6m)	3	36.79	33.84	30.90	CALL
CGSVGAMF-50	SVGA Extension Cable, HD15 Male/Female, 50.0ft (15.2m)	3	71.71	65.97	60.23	CALL



Best Seller





Item #	Description	#Coax	1-9	10-24	25-99	100+
45 Degree VGA Cable Assemblies						
These premium 45 degree VGA extension cables feature three 75 Ohm coaxial cables to assure high quality video signal transmission. The fully molded backshells of the HD15 connectors provide a very durable assembly. In addition the 45° HD15F connector accommodates difficult installation situations. Available in 3, 5 and 10 ft lengths.						
CTL3VGAMM-3BR	45 Degree VGA Cable Assembly, HD15 Male to 45° HD15 Male, 3.0ft (0.9m)	3	39.48	36.32	33.16	CALL
CTL3VGAMM-5BR	45 Degree VGA Cable Assembly, HD15 Male to 45° HD15 Male, 5.0ft (1.5m)	3	41.60	38.28	34.95	CALL
CTL3VGAMM-10BR	45 Degree VGA Cable Assembly, HD15 Male to 45° HD15 Male, 10.0ft (3.0m)	3	46.94	43.18	39.43	CALL
CTL3VGAMF-3BR	45 Degree VGA Cable Assembly, HD15 Male to 45° HD15 Female, 3.0ft (0.9m)	3	39.48	36.32	33.16	CALL
CTL3VGAMF-5BR	45 Degree VGA Cable Assembly, HD15 Male to 45° HD15 Female, 5.0ft (1.5m)	3	41.60	38.28	34.95	CALL
CTL3VGAMF-10BR	45 Degree VGA Cable Assembly, HD15 Male to 45° HD15 Female, 10.0ft (3.0m)	3	46.94	43.18	39.43	CALL



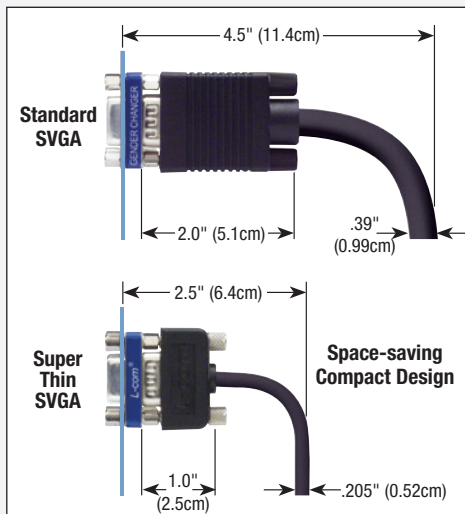
Super Thin SVGA is Ideal for Tight Fitting Spaces

The Super Thin SVGA series offers comparable performance of standard size SVGA assemblies in a much more compact size. Not only is the cable diameter greatly reduced, but the depth of the HD15 backshell is also much more shallow than backshells found on most SVGA assemblies. This results in a cable assembly that can be used in tight confines where a standard size SVGA assembly would be difficult if not impossible to use.

Another feature of this series is reversible hardware allowing either panel mount using standoffs or traditional thumbscrews. The combined results of these features is a product series that is both compact and versatile. These features can be utilized to solve many difficult installation problems without sacrificing performance.

The Super Thin small profile construction is also utilized on our SVGA with disconnect series and our low profile KVM cables.


Note: All dimensions are for reference only.



Super Thin SVGA Cables with 3 Mini Coaxial Lines - HD15M to HD15M or HD15M to HD15F

Utilize a revolutionary cable made with 3 ultra thin coaxial lines and still measures .205" (0.52cm) in diameter. Another unique feature is user defined mounting hardware. Each cable end is capable of being connected with either male jack screws or hex standoffs with the supplied hardware.


CTL3VGAMM-5T	Super Thin SVGA Cable, HD15 Male / Male, 5.0ft (1.5m)	3	32.02	30.10	28.18	CALL
CTL3VGAMM-10T	Super Thin SVGA Cable, HD15 Male / Male, 10.0ft (3.0m)	3	40.05	37.65	35.24	CALL
CTL3VGAMM-15T	Super Thin SVGA Cable, HD15 Male / Male, 15.0ft (4.6m)	3	48.03	45.15	42.26	CALL
CTL3VGAMM-25T	Super Thin SVGA Cable, HD15 Male / Male, 25.0ft (7.6m)	3	64.04	60.19	56.35	CALL
CTL3VGAMM-50T	Super Thin SVGA Cable, HD15 Male / Male, 50.0ft (15.2m)	3	104.09	97.84	91.60	CALL
CTL3VGAMF-5T	Super Thin SVGA Extension Cable, HD15 Male / Female, 5.0ft (1.5m)	3	32.02	30.10	28.18	CALL
CTL3VGAMF-10T	Super Thin SVGA Extension Cable, HD15 Male / Female, 10.0ft (3.0m)	3	40.05	37.65	35.24	CALL
CTL3VGAMF-15T	Super Thin SVGA Extension Cable, HD15 Male / Female, 15.0ft (4.6m)	3	48.03	45.15	42.26	CALL
CTL3VGAMF-25T	Super Thin SVGA Extension Cable, HD15 Male / Female, 25.0ft (7.6m)	3	64.04	60.19	56.35	CALL
CTL3VGAMF-50T	Super Thin SVGA Extension Cable, HD15 Male / Female, 50.0ft (15.2m)	3	104.09	97.84	91.60	CALL



LSZH Jacket Super Thin SVGA Cables - HD15M to HD15M or HD15M to HD15F Cable Assembly

This series of SVGA cables features both our small diameter Super Thin cable and our LSZH jacket for applications where low smoke is critical. An additional feature of this series is our reversible hardware allowing both panel mount using standoffs or traditional thumbscrews. High quality video signal transmission is assured as a result of the three 75 Ohm coaxial lines used in these premium SVGA assemblies. The low profile configuration of our fully molded HD15 backshell makes these assemblies ideal for tight fit installations. Available in 5 standard lengths from 5 to 50 feet (1.5 to 15.2m).

CTL3VGAMM-5TZ	Super Thin LSZH SVGA Cable, HD15 Male / Male, 5.0ft (1.5m)	3	49.12	46.17	43.22	CALL
CTL3VGAMM-10TZ	Super Thin LSZH SVGA Cable, HD15 Male / Male, 10.0ft (3.0m)	3	65.13	61.22	57.31	CALL
CTL3VGAMM-15TZ	Super Thin LSZH SVGA Cable, HD15 Male / Male, 15.0ft (4.6m)	3	81.13	76.27	71.40	CALL
CTL3VGAMM-25TZ	Super Thin LSZH SVGA Cable, HD15 Male / Male, 25.0ft (7.6m)	3	113.15	106.36	99.57	CALL
CTL3VGAMM-50TZ	Super Thin LSZH SVGA Cable, HD15 Male / Male, 50.0ft (15.2m)	3	193.20	181.61	170.02	CALL
CTL3VGAMF-5TZ	Super Thin LSZH SVGA Extension Cable, HD15 Male / Female, 5.0ft (1.5m)	3	49.12	46.17	43.22	CALL
CTL3VGAMF-10TZ	Super Thin LSZH SVGA Extension Cable, HD15 Male / Female, 10.0ft (3.0m)	3	65.13	61.22	57.31	CALL
CTL3VGAMF-15TZ	Super Thin LSZH SVGA Extension Cable, HD15 Male / Female, 15.0ft (4.6m)	3	81.13	76.27	71.40	CALL
CTL3VGAMF-25TZ	Super Thin LSZH SVGA Extension Cable, HD15 Male / Female, 25.0ft (7.6m)	3	113.15	106.36	99.57	CALL
CTL3VGAMF-50TZ	Super Thin LSZH SVGA Extension Cable, HD15 Male / Female, 50.0ft (15.2m)	3	193.20	181.61	170.02	CALL



Plenum Jacket Super Thin SVGA Cables - HD15M to HD15M

This series is identical to our Super Thin SVGA cables with one important exception, the cable outer jacket and HD15 connector backshell overmold are made from CMP grade plenum material.

CTL3VGAMM-5TP	Super Thin Plenum SVGA Cable, HD15 Male / Male, 5.0ft (1.5m)	3	85.38	83.68	81.97	CALL
CTL3VGAMM-10TP	Super Thin Plenum SVGA Cable, HD15 Male / Male, 10.0ft (3.0m)	3	138.75	135.97	133.20	CALL
CTL3VGAMM-15TP	Super Thin Plenum SVGA Cable, HD15 Male / Male, 15.0ft (4.6m)	3	192.11	188.27	184.43	CALL
CTL3VGAMM-25TP	Super Thin Plenum SVGA Cable, HD15 Male / Male, 25.0ft (7.6m)	3	298.84	292.86	286.89	CALL
CTL3VGAMM-50TP	Super Thin Plenum SVGA Cable, HD15 Male / Male, 50.0ft (15.2m)	3	565.66	554.35	543.04	CALL


Tip Use the CTLB series cable for running through 3/4" (1.9cm) conduit



STEP 1 Feed socket end through conduit (3/4" min. dia.) into destination outlet.



STEP 2 Slip shrinkable tubing onto cable, mate the breakaway connector matching alignment arrows and secure.



STEP 3 Attach pre-terminated HD15 connector to faceplate and attach to outlet.

Online Video

L-com.com/videos/A04

Best Seller



CTLB3VGAMM-T
CTLB3VGAMM-TZ
CTLB3VGAMM-TP



CTLB3VGAMF-T

Item #	Description	#Coax	1-9	10-24	25-99	100+
--------	-------------	-------	-----	-------	-------	------

SVGA Cables with Low Profile Disconnect Feature - HD15 Male to HD15 Male or HD15 Female


Now there is a solution to your difficult installation problems. A fully populated DDC compliant assembly with HD15 male/male or male/female connectors utilizing our Super Thin cable, reversible hardware plus a low profile break connector. The low profile break connector's small size (.75" wide /1.9cm) allows routing through .75" (1.9cm) conduit and through tight spaces that would not accommodate the size of a HD15 connector. Color is black.

CTLB3VGAMM-15T	Super Thin SVGA Cable, HD15 Male/Male, 15.0ft (4.6m)	3	74.71	68.73	62.76	CALL
CTLB3VGAMM-20T	Super Thin SVGA Cable, HD15 Male/Male, 20.0ft (6.1m)	3	85.38	78.55	71.72	CALL
CTLB3VGAMM-25T	Super Thin SVGA Cable, HD15 Male/Male, 25.0ft (7.6m)	3	96.06	88.37	80.69	CALL
CTLB3VGAMM-50T	Super Thin SVGA Cable, HD15 Male/Male, 50.0ft (15.2m)	3	149.42	137.47	125.51	CALL
CTLB3VGAMM-75T	Super Thin SVGA Cable, HD15 Male/Male, 75.0ft (22.9m)	3	202.78	186.56	170.34	CALL
CTLB3VGAMF-15T	Super Thin SVGA Cable, HD15 Male/Female, 15.0ft (4.6m)	3	74.71	68.73	62.76	CALL
CTLB3VGAMF-20T	Super Thin SVGA Cable, HD15 Male/Female, 20.0ft (6.1m)	3	85.38	80.26	75.14	CALL
CTLB3VGAMF-25T	Super Thin SVGA Cable, HD15 Male/Female, 25.0ft (7.6m)	3	96.06	88.37	80.69	CALL
CTLB3VGAMF-50T	Super Thin SVGA Cable, HD15 Male/Female, 50.0ft (15.2m)	3	149.42	137.47	125.51	CALL
CTLB3VGAMF-75T	Super Thin SVGA Cable, HD15 Male/Female, 75.0ft (22.9m)	3	202.78	186.56	170.34	CALL

LSZH Jacket SVGA Cables with Low Profile Disconnect Feature - HD15 Male to HD15 Male

This series features a fully populated DDC compliant assembly with (2) low profile HD15 male connectors and our low smoke zero halogen Super Thin cable. An additional feature is our unique user defined mounting hardware plus a low profile break connector which allows routing through .75" (1.9cm) conduit and other tight spaces. Offered in standard lengths with a 1 foot (0.3m) lead in length to the low profile connector.

CTLB3VGAMM-15TZ	Super Thin LSZH SVGA Cable, HD15 Male/Male, 15.0ft (4.6m)	3	90.72	85.28	79.83	CALL
CTLB3VGAMM-20TZ	Super Thin LSZH SVGA Cable, HD15 Male/Male, 20.0ft (6.1m)	3	106.73	100.32	93.92	CALL
CTLB3VGAMM-25TZ	Super Thin LSZH SVGA Cable, HD15 Male/Male, 25.0ft (7.6m)	3	122.74	115.37	108.01	CALL
CTLB3VGAMM-50TZ	Super Thin LSZH SVGA Cable, HD15 Male/Male, 50.0ft (15.2m)	3	202.78	190.62	178.45	CALL
CTLB3VGAMM-75TZ	Super Thin LSZH SVGA Cable, HD15 Male/Male, 75.0ft (22.9m)	3	282.83	265.86	248.89	CALL



Fits through 3/4" conduit

Plenum Jacket VGA Cables with Low Profile Disconnect Feature - HD15 Male to HD15 Male

This VGA cable series features a fully populated DDC compliant assembly with (2) low profile HD15 male connectors and our CMP plenum rated Super Thin cable. An additional feature of this series is our unique user defined mounting hardware plus a low profile break connector. The low profile disconnect connector's small size allows routing through .75" (1.9cm) conduit and other tight spaces that would not accommodate the size of a HD15 connector.

CTLB3VGAMM-15TP	Super Thin Plenum SVGA Cable, HD15 Male/Male, 15.0ft (4.6m)	3	240.14	235.34	230.53	CALL
CTLB3VGAMM-25TP	Super Thin Plenum SVGA Cable, HD15 Male/Male, 25.0ft (7.6m)	3	346.87	339.93	332.99	CALL
CTLB3VGAMM-50TP	Super Thin Plenum SVGA Cable, HD15 Male/Male, 50.0ft (15.2m)	3	613.69	601.42	589.14	CALL
CTLB3VGAMM-75TP	Super Thin Plenum SVGA Cable, HD15 Male/Male, 75.0ft (22.9m)	3	880.51	862.90	845.29	CALL

KVM Cables - Integrate HD15 Video and 2 Mini DIN 6 Keyboard and Mouse Lines in One

The CTL3KVM series combines a HD15 (video) cable with two Mini DIN 6 (keyboard and mouse) lines into one assembly. Available in male-male genders for interconnection between a KVM switch and CPU or male-female for connecting between a CPU and the keyboard, monitor and mouse. Color is black.

CTL3KVM-3	KVM Cable, Male/Male, 3.0ft (0.9m)	54.40	52.22	50.05	CALL
CTL3KVM-5	KVM Cable, Male/Male, 5.0ft (1.5m)	58.70	56.35	54.00	CALL
CTL3KVM-7.5	KVM Cable, Male/Male, 7.5 ft (2.3m)	64.14	61.58	59.01	CALL
CTL3KVM-10	KVM Cable, Male/Male, 10.0ft (3.0m)	69.53	66.75	63.97	CALL
CTL3KVM-20	KVM Cable, Male/Male, 20.0ft (6.1m)	91.19	87.54	83.89	CALL
CTL3KVM-25	KVM Cable, Male/Male, 25.0ft (7.6m)	102.01	97.93	93.85	CALL
CTL3KVM-50	KVM Cable, Male/Male, 50.0ft (15.2m)	156.16	149.91	143.66	CALL
CTL3KVM-100	KVM Cable, Male/Male, 100.0ft (30.5m)	264.44	253.86	243.28	CALL
CTL3KVMF-3	KVM Cable, Male/Female, 3.0ft (0.9m)	56.68	54.41	52.15	CALL
CTL3KVMF-5	KVM Cable, Male/Female, 5.0ft (1.5m)	60.98	58.54	56.10	CALL
CTL3KVMF-7.5	KVM Cable, Male/Female, 7.5 ft (2.3m)	66.42	63.76	61.11	CALL
CTL3KVMF-10	KVM Cable, Male/Female, 10.0ft (3.0m)	71.81	68.94	66.06	CALL
CTL3KVMF-20	KVM Cable, Male/Female, 20.0ft (6.1m)	93.47	89.73	85.99	CALL
CTL3KVMF-25	KVM Cable, Male/Female, 25.0ft (7.6m)	104.29	100.12	95.95	CALL
CTL3KVMF-50	KVM Cable, Male/Female, 50.0ft (15.2m)	158.43	152.10	145.76	CALL
CTL3KVMF-100	KVM Cable, Male/Female, 100.0ft (30.5m)	266.72	256.05	245.38	CALL



CTL3KVM



CTL3KVMF

Tip When do you use Plenum Cable?

In building construction, the space used for air circulation (heating and air conditioning) is called the plenum. This space is also commonly used to route communications cable. This poses a serious hazard in the event of fire due to lack of barriers to contain the smoke and flames. This is why various fire codes and the National Electrical Code (NEC) require the use of fire resistant and low smoke producing cable in these areas. This type of cable is called plenum cable which is made with a fire retardant compound that exhibits self extinguishing characteristics.



CCD234MM (molded)



CCD234MF (molded)



SVHS MALE

BNC MALE

CCD244MB



CCR3MM



CCR2MM



BA400R

BA400B

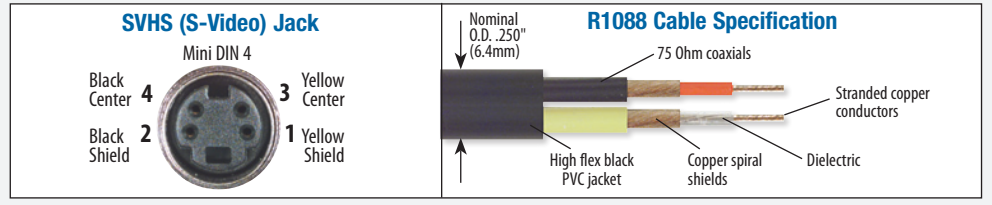
BA400

BA400Y

BA400A

Tip What is S-Video (S-VHS)?

The term S-Video is derived from the way the video signal is transmitted. In S-Video the signal is separated into two components hence the term Separate Video or S-Video. Two 75 Ohm coaxial cables and a Mini DIN 4 connector are utilized to transmit the two component signals. One of the coaxial cables carries the Luminance Signal (brightness or Y component) while the second 75 Ohm coaxial cable carries the Chrominance Signal (color or C component). By separating the video signal into two components a better quality picture is produced than composite video that utilizes one coaxial cable to transmit both signals. The term S-VHS is an acronym for Super-Video Home System.



Item #	Description	1-9	10-24	25-99	100+
--------	-------------	-----	-------	-------	------

Molded S-Video Cable Assemblies, 75 Ohm Dual Coaxial in Single Jacket

CCD234MM-1	Molded Mini DIN 4 Male/Male, 1.0ft (0.3m)	6.01	5.65	5.29	CALL
CCD234MM-2	Molded Mini DIN 4 Male/Male, 2.0ft (0.6m)	6.79	6.38	5.97	CALL
CCD234MM-3	Molded Mini DIN 4 Male/Male, 3.0ft (0.9m)	7.51	7.06	6.61	CALL
CCD234MM-5	Molded Mini DIN 4 Male/Male, 5.0ft (1.5m)	9.07	8.52	7.98	CALL
CCD234MM-7.5	Molded Mini DIN 4 Male/Male, 7.5ft (2.3m)	10.93	10.28	9.62	CALL
CCD234MM-10	Molded Mini DIN 4 Male/Male, 10.0ft (3.0m)	12.85	12.08	11.31	CALL
CCD234MM-20	Molded Mini DIN 4 Male/Male, 20.0ft (6.1m)	20.46	19.24	18.01	CALL
CCD234MM-30	Molded Mini DIN 4 Male/Male, 30.0ft (9.1m)	28.08	26.40	24.71	CALL
CCD234MM-40	Molded Mini DIN 4 Male/Male, 40.0ft (12.2m)	35.70	33.56	31.41	CALL
CCD234MM-50	Molded Mini DIN 4 Male/Male, 50.0ft (15.2m)	43.31	40.71	38.12	CALL
CCD234MF-1	Molded Mini DIN 4 Male/Female, 1.0ft (0.3m)	6.01	5.65	5.29	CALL
CCD234MF-2	Molded Mini DIN 4 Male/Female, 2.0ft (0.6m)	6.79	6.38	5.97	CALL
CCD234MF-3	Molded Mini DIN 4 Male/Female, 3.0ft (0.9m)	7.51	7.06	6.61	CALL
CCD234MF-5	Molded Mini DIN 4 Male/Female, 5.0ft (1.5m)	9.07	8.52	7.98	CALL
CCD234MF-7.5	Molded Mini DIN 4 Male/Female, 7.5ft (2.3m)	10.93	10.28	9.62	CALL
CCD234MF-10	Molded Mini DIN 4 Male/Female, 10.0ft (3.0m)	12.85	12.08	11.31	CALL
CCD234MF-20	Molded Mini DIN 4 Male/Female, 20.0ft (6.1m)	20.46	19.24	18.01	CALL

Assembled S-Video Cable Assemblies - Molded Dual BNC-M, 75 Ohm Dual Coaxial Breakout Cable

CCD244MB-1	Assembled Mini DIN 4 Male/Dual BNC Male, 1.0ft (0.3m)	14.71	13.83	12.95	CALL
CCD244MB-2	Assembled Mini DIN 4 Male/Dual BNC Male, 2.0ft (0.6m)	15.49	14.56	13.63	CALL
CCD244MB-3	Assembled Mini DIN 4 Male/Dual BNC Male, 3.0ft (0.9m)	16.22	15.24	14.27	CALL
CCD244MB-5	Assembled Mini DIN 4 Male/Dual BNC Male, 5.0ft (1.5m)	17.77	16.70	15.64	CALL
CCD244MB-7.5	Assembled Mini DIN 4 Male/Dual BNC Male, 7.5ft (2.3m)	19.64	18.46	17.28	CALL
CCD244MB-10	Assembled Mini DIN 4 Male/Dual BNC Male, 10.0ft (3.0m)	21.55	20.26	18.97	CALL
CCD244MB-20	Assembled Mini DIN 4 Male/Dual BNC Male, 20.0ft (6.1m)	29.17	27.42	25.67	CALL

Premium RCA Audio/Video Molded Cables - 3 RCAs Per End

Premium high flex Thinline 75 Ohm coaxials and fully molded strain reliefs with gold plated connectors provide rugged and reliable connections. Individual legs colored in yellow, white and red.

CCR3MM-2	3 Line RCA Cable, RCA Male/Male, 2.0ft (0.6m)	9.64	8.87	8.09	CALL
CCR3MM-3	3 Line RCA Cable, RCA Male/Male, 3.0ft (0.9m)	10.67	9.82	8.97	CALL
CCR3MM-6	3 Line RCA Cable, RCA Male/Male, 6.0ft (1.8m)	13.89	12.77	11.66	CALL
CCR3MM-9	3 Line RCA Cable, RCA Male/Male, 9.0ft (2.7m)	17.10	15.73	14.36	CALL
CCR3MM-12	3 Line RCA Cable, RCA Male/Male, 12.0ft (3.6m)	20.31	18.68	17.06	CALL
CCR3MM-25	3 Line RCA Cable, RCA Male/Male, 25.0ft (7.6m)	34.19	31.46	28.72	CALL

Premium Molded RCA Audio Cable Assembly - 2 RCAs Per End

These high quality dual line coaxial cables with gold plated RCA connectors provide the best in audio transmission. Color coded in Red and White to easily identify the left and right channel.

CCR2MM-2	2 Line Dual RCA Cable, RCA Male/Male, 2.0ft (0.6m)	6.68	6.28	5.88	CALL
CCR2MM-3	2 Line Dual RCA Cable, RCA Male/Male, 3.0ft (0.9m)	7.20	6.77	6.34	CALL
CCR2MM-6	2 Line Dual RCA Cable, RCA Male/Male, 6.0ft (1.8m)	8.81	8.28	7.75	CALL
CCR2MM-9	2 Line Dual RCA Cable, RCA Male/Male, 9.0ft (2.7m)	10.41	9.79	9.16	CALL
CCR2MM-12	2 Line Dual RCA Cable, RCA Male/Male, 12.0ft (3.6m)	12.02	11.30	10.58	CALL
CCR2MM-25	2 Line Dual RCA Cable, RCA Male/Male, 25.0ft (7.6m)	18.96	17.82	16.69	CALL

RCA Female Feed-Thru Adapter - with Red, Blue, Yellow or White Insulators

These RCA feed-thru adapters feature insulators color coded for both video and audio applications. This color coding assists in component hookup to avoid improper connections.

BA400R	Coaxial Adapter, RCA Bulkhead Female/Female, Red Insulator	4.09	3.85	3.60	CALL
BA400B	Coaxial Adapter, RCA Bulkhead Female/Female, Blue Insulator	4.09	3.85	3.60	CALL
BA400Y	Coaxial Adapter, RCA Bulkhead Female/Female, Yellow Insulator	4.09	3.85	3.60	CALL
BA400	Coaxial Adapter, RCA Bulkhead Female/Female, White Insulator	4.09	3.85	3.60	CALL
BA400A	Coaxial Adapter, RCA Bulkhead Female/Female, 0.5" (1.3cm) Circular Hole	4.09	3.85	3.60	CALL

Tip Video signal transmission

Video images are transmitted across cables in a variety of ways. From a single coaxial cable (even non coaxial cable in some cases) to the use of as many as 5 coaxial lines to transmit the video image. Basically, the more the video signal is broken down by the use of more transmission lines into individual components, the better the video image. The following is a progressive list on commonly used video signal transmission methods:



Red, Green, Blue (RGB): This method uses 3 to 5 coaxial lines with BNC style connectors or HD15 interface. The video signal is split into three primary colors, Red, Green, Blue with separate lines often used for control signals. This method produces an extremely high quality video image.

S-Video (SVHS): This method utilizes two coaxial lines contained within one outer jacket with a Mini DIN 4 circular connector. One coaxial line carries the Black and White information; the second coaxial line carries all the color information. This produces a high quality video image.

Component: Three coaxial lines are used in this method with RCA style connectors. Black and White information is carried on one coaxial line while color differential signals are carried on the two remaining coaxial lines. This method produces a very high quality video image.

Composite: A single coaxial line with an RCA connector carries both the Black and White as well as the color signal. This method produces a relatively good quality video image.

RF Video: A single coaxial line with a Type F connector. It produces the lowest quality video image of all the interface types.

Item #	Description	# Coax	1-9	10-24	25-99	100+
--------	-------------	--------	-----	-------	-------	------

Premium Grade Black or Gray SVGA Breakout Cables - HD15M to 5 BNC Plugs

This is our best quality VGA cable. It makes use of the most comprehensive shielding to minimize the amount of RF radiation that may escape through the cable. Five 75 Ohm miniature coaxials have a durable double shield composed of aluminum mylar and a copper braid; and another double shield composed of aluminum mylar and copper braid over the 5 coaxials. The connector shell has a full metal shell which is fully over-molded. There is just no better VGA cable made. Color is black or gray. **Note:** HD15 connections: pin #1 red, 2 green, 3 blue, 13 horizontal, 14 vertical. All shields terminate to pins 5 thru 10. No connection pins 4, 9, 11, 12 and 15.

CTL5CAT-3B	SVGA Breakout Cable, HD15 Male/5 BNC Male, 3.0ft (0.9m)	5	36.63	33.70	30.77	CALL
CTL5CAT-6B	SVGA Breakout Cable, HD15 Male/5 BNC Male, 6.0ft (1.8m)	5	43.47	39.99	36.51	CALL
CTL5CAT-6BF	SVGA Breakout Cable, HD15 Male/5 BNC Male with Ferrite, 6.0ft (1.8m)	5	46.11	42.42	38.73	CALL
CTL5CAT-12B	SVGA Breakout Cable, HD15 Male/5 BNC Male, 12.0ft (3.6m)	5	57.20	52.62	48.05	CALL
CTL5CAT-3	SVGA Breakout Cable, HD15 Male/5 BNC Male, 3.0ft (0.9m)	5	36.63	33.70	30.77	CALL
CTL5CAT-6	SVGA Breakout Cable, HD15 Male/5 BNC Male, 6.0ft (1.8m)	5	43.47	39.99	36.51	CALL
CTL5CAT-6F	SVGA Breakout Cable, HD15 Male/5 BNC Male with Ferrite, 6.0ft (1.8m)	5	46.11	42.42	38.73	CALL

Premium Grade Gray SVGA Breakout Extension Cables - HD15M to 5 BNC Jacks

Note: HD15 connections: pin #1 red, 2 green, 3 blue, 13 horizontal, 14 vertical. All shields terminate to pins 5 thru 10. No connection pins 4, 9, 11, 12 and 15.

CTL5CAR-1.5	SVGA Breakout Ext. Cable, HD15 Male/5 BNC Female, 1.5ft (0.5m)	5	38.39	35.32	32.25	CALL
-------------	--	---	-------	-------	-------	------

Premium Grade Gray SVGA Breakout Extension Cable - HD15M to 4 BNC Jacks

Note: HD15 connections: pin #1 red, 2 green, 3 blue, 13 Sync. All shields terminate to pins 5 thru 10.

CTL4CAR-1.5	SVGA Breakout Ext. Cable, HD15 Male/4 BNC Female, 1.5ft (0.5m)	4	32.28	29.70	27.11	CALL
-------------	--	---	-------	-------	-------	------

Premium 3 Line Coaxial Cable with BNC Plugs

These extraordinary low loss coaxials are particularly suitable for transmission of RGB signals over extended distances without worry of signal deterioration or crosstalk. Each individual Slimline coaxial has a 75 Ohm impedance and a full shield coverage comprised of a copper braid and mylar shield. Coaxial colors are red, green and blue. Outer appearance is black including molded strain reliefs.

CTL3B-5B	Premium Multi-Coaxial Cable, 3 BNC Male/Male, 5.0ft (1.5m)	3	23.68	21.78	19.89	CALL
CTL3B-7.5B	Premium Multi-Coaxial Cable, 3 BNC Male/Male, 7.5ft (2.3m)	3	27.41	25.21	23.02	CALL
CTL3B-10B	Premium Multi-Coaxial Cable, 3 BNC Male/Male, 10.0ft (3.0m)	3	31.03	28.55	26.07	CALL
CTL3B-15B	Premium Multi-Coaxial Cable, 3 BNC Male/Male, 15.0ft (4.6m)	3	38.39	35.32	32.25	CALL
CTL3B-25B	Premium Multi-Coaxial Cable, 3 BNC Male/Male, 25.0ft (7.6m)	3	53.05	48.81	44.56	CALL
CTL3B-50B	Premium Multi-Coaxial Cable, 3 BNC Male/Male, 50.0ft (15.2m)	3	89.79	82.60	75.42	CALL

Premium 4 Line Coaxial Cable with BNC Plugs

Coaxial colors are red, green, black and blue. Outer appearance is black including molded strain reliefs.

CTL4B-5B	Premium Multi-Coaxial Cable, 4 BNC Male/Male, 5.0ft (1.5m)	4	28.86	26.55	24.24	CALL
CTL4B-7.5B	Premium Multi-Coaxial Cable, 4 BNC Male/Male, 7.5ft (2.3m)	4	33.47	30.79	28.11	CALL
CTL4B-10B	Premium Multi-Coaxial Cable, 4 BNC Male/Male, 10.0ft (3.0m)	4	38.08	35.03	31.99	CALL
CTL4B-15B	Premium Multi-Coaxial Cable, 4 BNC Male/Male, 15.0ft (4.6m)	4	47.35	43.57	39.78	CALL
CTL4B-25B	Premium Multi-Coaxial Cable, 4 BNC Male/Male, 25.0ft (7.6m)	4	65.85	60.58	55.31	CALL
CTL4B-50B	Premium Multi-Coaxial Cable, 4 BNC Male/Male, 50.0ft (15.2m)	4	112.07	103.10	94.13	CALL

Premium 5 Line Coaxial Cable with BNC Plugs

Coaxial colors are red, green, black, gray and blue. Outer appearance is black including molded strain reliefs.

CTL5B-5B	Premium Multi-Coaxial Cable, 5 BNC Male/Male, 5.0ft (1.5m)	5	34.30	31.55	28.81	CALL
CTL5B-7.5B	Premium Multi-Coaxial Cable, 5 BNC Male/Male, 7.5ft (2.3m)	5	40.00	36.80	33.60	CALL
CTL5B-10B	Premium Multi-Coaxial Cable, 5 BNC Male/Male, 10.0ft (3.0m)	5	45.70	42.04	38.38	CALL
CTL5B-15B	Premium Multi-Coaxial Cable, 5 BNC Male/Male, 15.0ft (4.6m)	5	57.15	52.57	48.00	CALL
CTL5B-25B	Premium Multi-Coaxial Cable, 5 BNC Male/Male, 25.0ft (7.6m)	5	79.99	73.60	67.20	CALL
CTL5B-50B	Premium Multi-Coaxial Cable, 5 BNC Male/Male, 50.0ft (15.2m)	5	137.09	126.12	115.15	CALL

Premium 8 Line Coaxial Cable with BNC Plugs





Coaxial colors are red, green, black, white, gray, purple, yellow and blue. Outer appearance is black including molded strain reliefs.

CTL8B-5B	Premium Multi-Coaxial Cable, 8 BNC Male/Male, 5.0ft (1.5m)	8	85.49	80.36	75.23	CALL
CTL8B-7.5B	Premium Multi-Coaxial Cable, 8 BNC Male/Male, 7.5ft (2.3m)	8	91.19	85.71	80.24	CALL
CTL8B-10B	Premium Multi-Coaxial Cable, 8 BNC Male/Male, 10.0ft (3.0m)	8	96.88	91.07	85.26	CALL
CTL8B-15B	Premium Multi-Coaxial Cable, 8 BNC Male/Male, 15.0ft (4.6m)	8	108.28	101.79	95.29	CALL
CTL8B-20B	Premium Multi-Coaxial Cable, 8 BNC Male/Male, 20.0ft (6.1m)	8	119.68	112.50	105.32	CALL
CTL8B-25B	Premium Multi-Coaxial Cable, 8 BNC Male/Male, 25.0ft (7.6m)	8	131.08	123.21	115.35	CALL

L-com 75 Ohm BNC 1U/2U Patch Panels - 19" (48.3cm) Rack Style

These robust BNC patch panels are made from 16 gauge cold rolled steel and finished with a durable black powder coat. These patch panels can be mounted in any 19" (48.3cm) rack or cabinet.

PR175B1675BLK	1.75" (4.4cm) Panel, 16 - 75 Ohm BNC Adapters Insulated	125.33	120.32	115.30	CALL
PR35B3275BLK	3.50" (8.9cm) Panel, 32 - 75 Ohm BNC Adapters Insulated	239.31	229.74	220.17	CALL



More RG59 cable assemblies available. Go to L-com.com



CC59A



CC59A-HR



CC59A-RR



CC59B

Item #	Description	1-9	10-24	25-99	100+
--------	-------------	-----	-------	-------	------

RG59A/U - 75 Ohm Coaxial Cables with Inline Molded BNC and RCA Plugs

L-com offers a wide variety of RG59A/U cable assemblies utilizing BNC and RCA connectors. RG59A/U cable is one of the most commonly used 75 Ohm cables. In addition to inline configurations L-com offers right angle and female bulkheads. All connectors feature a molded strain relief while the Type F connector features a captivated gold plated center pin for enhanced performance. The stranded center conductor of the RG59A/U cable provides maximum flexibility.

RG59A/U		RG59A/U • Center Conductor: 22 (7 x 30) AWG bare compacted copper • Shielding: Bare copper braid (96% coverage) • Insulation: Foam polyethylene • Jacket: Black PVC • Operating Temperature: -40°C - +80°C	NOMINAL ATTENUATION		
			MHz	db/100ft	db/100m
75 Ohm Impedance			50	2.1	6.9
			100	3.0	9.8
			200	4.5	14.8
			400	6.6	21.7
			1000	10.9	35.8

RG59A/U - 75 Ohm Coaxial Cables with Two Inline BNC Plugs

CC59A-05	RG59A Cable, BNC Male/Male, 0.5ft (0.2m)	9.38	9.00	8.63	CALL
CC59A-1	RG59A Cable, BNC Male/Male, 1.0ft (0.3m)	9.64	9.25	8.87	CALL
CC59A-1.5	RG59A Cable, BNC Male/Male, 1.5ft (0.5m)	9.90	9.50	9.10	CALL
CC59A-2	RG59A Cable, BNC Male/Male, 2.0ft (0.6m)	10.15	9.75	9.34	CALL
CC59A-2.5	RG59A Cable, BNC Male/Male, 2.5ft (0.8m)	10.41	10.00	9.58	CALL
CC59A-3	RG59A Cable, BNC Male/Male, 3.0ft (0.9m)	10.67	10.25	9.82	CALL
CC59A-4	RG59A Cable, BNC Male/Male, 4.0ft (1.2m)	11.24	10.79	10.34	CALL
CC59A-5	RG59A Cable, BNC Male/Male, 5.0ft (1.5m)	11.76	11.29	10.82	CALL
CC59A-6	RG59A Cable, BNC Male/Male, 6.0ft (1.8m)	12.28	11.79	11.30	CALL
CC59A-7.5	RG59A Cable, BNC Male/Male, 7.5ft (2.3m)	13.11	12.58	12.06	CALL
CC59A-10	RG59A Cable, BNC Male/Male, 10.0ft (3.0m)	14.45	13.88	13.30	CALL
CC59A-12	RG59A Cable, BNC Male/Male, 12.0ft (3.6m)	15.49	14.87	14.25	CALL
CC59A-15	RG59A Cable, BNC Male/Male, 15.0ft (4.6m)	17.10	16.41	15.73	CALL
CC59A-25	RG59A Cable, BNC Male/Male, 25.0ft (7.6m)	22.43	21.54	20.64	CALL
CC59A-50	RG59A Cable, BNC Male/Male, 50.0ft (15.2m)	35.80	34.37	32.94	CALL
CC59A-75	RG59A Cable, BNC Male/Male, 75.0ft (22.9m)	49.12	47.15	45.19	CALL
CC59A-100	RG59A Cable, BNC Male/Male, 100.0ft (30.5m)	62.48	59.98	57.48	CALL
CC59A-150	RG59A Cable, BNC Male/Male, 150.0ft (45.7m)	89.17	85.60	82.03	CALL
CC59A-200	RG59A Cable, BNC Male/Male, 200.0ft (61m)	115.85	111.21	106.58	CALL

RG59A/U - 75 Ohm Coaxial Cables with Inline BNC to Right Angle BNC Plugs

CC59A-1HR	RG59A Cable, BNC Male/90° Male, 1.0ft (0.3m)	12.38	11.89	11.39	CALL
CC59A-1.5HR	RG59A Cable, BNC Male/90° Male, 1.5ft (0.5m)	12.65	12.14	11.64	CALL
CC59A-2HR	RG59A Cable, BNC Male/90° Male, 2.0ft (0.6m)	12.91	12.40	11.88	CALL
CC59A-2.5HR	RG59A Cable, BNC Male/90° Male, 2.5ft (0.8m)	13.23	12.70	12.18	CALL
CC59A-3HR	RG59A Cable, BNC Male/90° Male, 3.0ft (0.9m)	13.50	12.96	12.42	CALL
CC59A-4HR	RG59A Cable, BNC Male/90° Male, 4.0ft (1.2m)	14.03	13.47	12.91	CALL
CC59A-5HR	RG59A Cable, BNC Male/90° Male, 5.0ft (1.5m)	14.57	13.99	13.40	CALL
CC59A-7.5HR	RG59A Cable, BNC Male/90° Male, 7.5ft (2.3m)	15.96	15.32	14.68	CALL
CC59A-10HR	RG59A Cable, BNC Male/90° Male, 10.0ft (3.0m)	17.34	16.65	15.96	CALL

RG59A/U - 75 Ohm Coaxial Cables with Two Inline RCA Plugs

CC59A-RR-1	RG59A Cable, RCA Male/Male, 1.0ft (0.3m)	5.28	5.07	4.86	CALL
CC59A-RR-3	RG59A Cable, RCA Male/Male, 3.0ft (0.9m)	6.46	6.20	5.94	CALL
CC59A-RR-6	RG59A Cable, RCA Male/Male, 6.0ft (1.8m)	8.22	7.89	7.56	CALL
CC59A-RR-9	RG59A Cable, RCA Male/Male, 9.0ft (2.7m)	9.98	9.58	9.18	CALL
CC59A-RR-12	RG59A Cable, RCA Male/Male, 12.0ft (3.6m)	11.74	11.27	10.80	CALL


RG59B/U		RG59B/U • Center Conductor: 22 AWG solid bare copper covered steel • Shielding: Bare copper braid (95% coverage) • Insulation: Polyethylene • Jacket: Black PVC • Operating Temperature: -40°C - +80°C	NOMINAL ATTENUATION		
			MHz	db/100ft	db/100m
75 Ohm Impedance			50	2.4	7.9
			100	3.4	11.1
			200	4.9	16.1
			400	7.0	23.0
			1000	12.0	39.3

RG59B/U - 75 Ohm Coaxial Cables with Two Inline BNC Plugs

CC59B-05	RG59B Cable, BNC Male/Male, 0.5ft (0.2m)	9.38	9.00	8.63	CALL
CC59B-1	RG59B Cable, BNC Male/Male, 1.0ft (0.3m)	9.64	9.25	8.87	CALL
CC59B-1.5	RG59B Cable, BNC Male/Male, 1.5ft (0.5m)	9.90	9.50	9.10	CALL
CC59B-2	RG59B Cable, BNC Male/Male, 2.0ft (0.6m)	10.15	9.75	9.34	CALL
CC59B-2.5	RG59B Cable, BNC Male/Male, 2.5ft (0.8m)	10.41	10.00	9.58	CALL
CC59B-3	RG59B Cable, BNC Male/Male, 3.0ft (0.9m)	10.67	10.25	9.82	CALL
CC59B-4	RG59B Cable, BNC Male/Male, 4.0ft (1.2m)	11.24	10.79	10.34	CALL
CC59B-5	RG59B Cable, BNC Male/Male, 5.0ft (1.5m)	11.76	11.29	10.82	CALL
CC59B-6	RG59B Cable, BNC Male/Male, 6.0ft (1.8m)	12.28	11.79	11.30	CALL
CC59B-7.5	RG59B Cable, BNC Male/Male, 7.5ft (2.3m)	13.11	12.58	12.06	CALL
CC59B-10	RG59B Cable, BNC Male/Male, 10.0ft (3.0m)	14.45	13.88	13.30	CALL
CC59B-12	RG59B Cable, BNC Male/Male, 12.0ft (3.6m)	15.49	14.87	14.25	CALL
CC59B-15	RG59B Cable, BNC Male/Male, 15.0ft (4.6m)	17.10	16.41	15.73	CALL
CC59B-25	RG59B Cable, BNC Male/Male, 25.0ft (7.6m)	22.43	21.54	20.64	CALL
CC59B-50	RG59B Cable, BNC Male/Male, 50.0ft (15.2m)	35.80	34.37	32.94	CALL
CC59B-75	RG59B Cable, BNC Male/Male, 75.0ft (22.9m)	49.12	47.15	45.19	CALL
CC59B-100	RG59B Cable, BNC Male/Male, 100.0ft (30.5m)	62.48	59.98	57.48	CALL
CC59B-150	RG59B Cable, BNC Male/Male, 150.0ft (45.7m)	89.17	85.60	82.03	CALL
CC59B-200	RG59B Cable, BNC Male/Male, 200.0ft (61.0m)	115.85	111.21	106.58	CALL

Tip Distinguishing between 50 and 75 Ohm BNC connectors

BNC connectors are one of the few coaxial connectors that are available in two impedance values of 50 and 75 Ohms. You can distinguish the two types by the absence of dielectric material at the interface of the 75 Ohm version as shown.

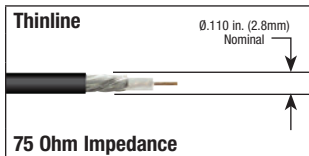


Item #	Description	1-9	10-24	25-99	100+
RG59B/U - 75 Ohm Coaxial Cables with Inline BNC Plug to BNC Jack					
CC59B-MF-1	RG59B Cable, BNC Male/Female Bulkhead, 1.0ft (0.3m)	13.23	12.44	11.65	CALL
CC59B-MF-3	RG59B Cable, BNC Male/Female Bulkhead, 3.0ft (0.9m)	14.30	13.44	12.59	CALL
CC59B-MF-6	RG59B Cable, BNC Male/Female Bulkhead, 6.0ft (1.8m)	15.96	15.00	14.04	CALL
CC59B-MF-10	RG59B Cable, BNC Male/Female Bulkhead, 10.0ft (3.0m)	18.14	17.06	15.97	CALL
CC59B-MF-25	RG59B Cable, BNC Male/Female Bulkhead, 25.0ft (7.6m)	26.42	24.83	23.25	CALL
CC59B-MF-50	RG59B Cable, BNC Male/Female Bulkhead, 50.0ft (15.2m)	40.13	37.72	35.31	CALL

RG59B/U - 75 Ohm Coaxial Cables with One Inline BNC to One Right Angle BNC Plug					
CC59B-1HR	RG59B Cable, BNC Male/90° Male, 1.0ft (0.3m)	13.23	12.70	12.18	CALL
CC59B-1.5HR	RG59B Cable, BNC Male/90° Male, 1.5ft (0.5m)	13.50	12.96	12.42	CALL
CC59B-2HR	RG59B Cable, BNC Male/90° Male, 2.0ft (0.6m)	13.82	13.27	12.72	CALL
CC59B-3HR	RG59B Cable, BNC Male/90° Male, 3.0ft (0.9m)	14.41	13.83	13.26	CALL
CC59B-4HR	RG59B Cable, BNC Male/90° Male, 4.0ft (1.2m)	15.00	14.40	13.80	CALL
CC59B-5HR	RG59B Cable, BNC Male/90° Male, 5.0ft (1.5m)	15.58	14.96	14.34	CALL
CC59B-7.5HR	RG59B Cable, BNC Male/90° Male, 7.5ft (2.3m)	17.02	16.34	15.66	CALL
CC59B-10HR	RG59B Cable, BNC Male/90° Male, 10.0ft (3.0m)	18.52	17.78	17.04	CALL

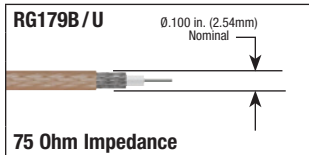
RG59B/U - 75 Ohm Coaxial Cables with Two Inline Molded Type F Plugs					
CCF59B-1	RG59B Cable, Type F Male/Male, 1.0ft (0.3m)	4.82	4.63	4.43	CALL
CCF59B-3	RG59B Cable, Type F Male/Male, 3.0ft (0.9m)	5.91	5.67	5.43	CALL
CCF59B-6	RG59B Cable, Type F Male/Male, 6.0ft (1.8m)	7.51	7.21	6.91	CALL
CCF59B-9	RG59B Cable, Type F Male/Male, 9.0ft (2.7m)	9.12	8.75	8.39	CALL
CCF59B-12	RG59B Cable, Type F Male/Male, 12.0ft (3.7m)	10.67	10.25	9.82	CALL
CCF59B-25	RG59B Cable, Type F Male/Male, 25.0ft (7.6m)	17.62	16.91	16.21	CALL
CCF59B-50	RG59B Cable, Type F Male/Male, 50.0ft (15.2m)	30.98	29.74	28.50	CALL
CCF59B-100	RG59B Cable, Type F Male/Male, 100.0ft (30.5m)	57.66	55.36	53.05	CALL

Thinline 75 Ohm (.11"/2.8mm Dia.) Coaxial Cable Assemblies with Two Inline BNC Plugs
 Substitute our smaller diameter, more flexible, lighter weight thinline cable assemblies for your traditional 75 Ohm cable assemblies. This coaxial cable features a spiral tinned copper shield and a proprietary air foamed dielectric.

Thinline		NOMINAL ATTENUATION		
		MHz	db/100ft	db/100m
75 Ohm Impedance	<ul style="list-style-type: none"> Center Conductor: 28 AWG (7 x 38) stranded tinned copper wire Shielding: Tinned copper spiral shield (95% coverage) Insulation: Foamed polyethylene Jacket: Black PVC Operating Temperature: -40°C - +80°C 	5	1.4	4.6
		10	2.1	6.9
		30	3.8	12.5
		50	5.1	16.7
		100	7.6	24.9


CTL1B-1	Thinline Cable, BNC Male/Male, 1.0ft (0.3m)	7.51	7.21	6.91	CALL
CTL1B-2.5	Thinline Cable, BNC Male/Male, 2.5ft (0.8m)	8.29	7.96	7.63	CALL
CTL1B-5	Thinline Cable, BNC Male/Male, 5.0ft (1.5m)	9.64	9.25	8.87	CALL
CTL1B-7.5	Thinline Cable, BNC Male/Male, 7.5ft (2.3m)	10.98	10.54	10.11	CALL
CTL1B-10	Thinline Cable, BNC Male/Male, 10.0ft (3.0m)	12.28	11.79	11.30	CALL
CTL1B-15	Thinline Cable, BNC Male/Male, 15.0ft (4.6m)	14.97	14.37	13.78	CALL
CTL1B-25	Thinline Cable, BNC Male/Male, 25.0ft (7.6m)	20.31	19.50	18.68	CALL

RG179B/U - 75 Ohm High Temperature Cable Assemblies with Two Inline BNC Plugs
 This 75 Ohm cable features a brown tinted FEP outer jacket and an operating temperature of 200°C.

RG179B/U		NOMINAL ATTENUATION		
		MHz	db/100ft	db/100m
75 Ohm Impedance	<ul style="list-style-type: none"> Center Conductor: 30 AWG (7 x 38) stranded silver plated copper covered steel Shielding: Silver coated copper braid (95% coverage) Insulation: TFE teflon Jacket: Brown FEP Operating Temperature: -70°C - +200°C 	50	8.5	27.9
		100	10.0	32.8
		200	12.5	41.0
		400	16.0	52.5
		1000	24.0	78.7

CC179B-1	RG179 Cable, BNC Male/Male, 1.0ft (0.3m)	23.11	22.18	21.26	CALL
CC179B-1.5	RG179 Cable, BNC Male/Male, 1.5ft (0.5m)	23.91	22.95	21.99	CALL
CC179B-2	RG179 Cable, BNC Male/Male, 2.0ft (0.6m)	24.76	23.77	22.78	CALL
CC179B-2.5	RG179 Cable, BNC Male/Male, 2.5ft (0.8m)	25.56	24.54	23.52	CALL
CC179B-5	RG179 Cable, BNC Male/Male, 5.0ft (1.5m)	29.72	28.53	27.35	CALL
CC179B-7.5	RG179 Cable, BNC Male/Male, 7.5ft (2.3m)	33.83	32.48	31.13	CALL
CC179B-10	RG179 Cable, BNC Male/Male, 10.0ft (3.0m)	37.94	36.42	34.91	CALL
CC179B-15	RG179 Cable, BNC Male/Male, 15.0ft (4.6m)	46.21	44.36	42.52	CALL

RG6/U Quad Shielded - 75 Ohm Coaxial Cable Assemblies with Two Inline Type F Plugs
 This series features premium grade RG6 cable with four layers of shielding for enhanced performance coupled with our BAC529 weather resistant Type F male connectors. These Type F connectors utilize both silicone sealant as well as an internal O-ring to achieve performance suitable for both indoor and outdoor applications.

RG6/U Quad Shielded		NOMINAL ATTENUATION		
		MHz	db/100ft	db/100m
75 Ohm Impedance	<ul style="list-style-type: none"> Center Conductor: 18 AWG solid bare copper covered steel Shielding: 2x inner foil (100% coverage); 2x outer aluminum braid (60% coverage) Insulation: Foam Polyethylene Jacket: Black PVC Operating Temperature: -40°C - +80°C 	55	1.6	5.2
		211	2.9	9.5
		300	3.4	11.2
		400	4.0	13.1
		1000	6.5	21.3

CC60F-05	RG6 Cable, Type F Male/Male, 0.5ft (0.2m)	21.35	20.06	18.78	CALL
CC60F-1	RG6 Cable, Type F Male/Male, 1.0ft (0.3m)	21.66	20.36	19.06	CALL
CC60F-3	RG6 Cable, Type F Male/Male, 3.0ft (0.9m)	22.69	21.33	19.97	CALL
CC60F-6	RG6 Cable, Type F Male/Male, 6.0ft (1.8m)	24.30	22.84	21.38	CALL
CC60F-9	RG6 Cable, Type F Male/Male, 9.0ft (2.7m)	25.91	24.35	22.80	CALL
CC60F-12	RG6 Cable, Type F Male/Male, 12.0ft (3.7m)	27.51	25.86	24.21	CALL
CC60F-25	RG6 Cable, Type F Male/Male, 25.0ft (7.6m)	34.45	32.39	30.32	CALL
CC60F-50	RG6 Cable, Type F Male/Male, 50.0ft (15.2m)	47.77	44.90	42.04	CALL



CC59B-MF



CC59B-HR



CCF59B



CTL1B



CC179B



CC60F



CC6PB



CTL35MF



CTL35MMT



CTL35MFT



CTL354MM



CTL35MMC



BA35FF

Item #	Description	1-9	10-24	25-99	100+
--------	-------------	-----	-------	-------	------

RG6/U Plenum - 75 Ohm Coaxial Cable Assemblies with Inline BNC Plugs

This series offers the commonly used RG6 cable sizes with a plenum jacket for applications that require this level of fire retardation and low smoke attributes. Offered with BNC male connectors in eight convenient lengths. Custom lengths available with modest minimums.

RG6/U Plenum		NOMINAL ATTENUATION		
		MHz	db/100ft	db/100m
	<ul style="list-style-type: none"> Center Conductor: 18 AWG solid bare copper covered steel Shielding: Inner foil (100% coverage); Outer, aluminum braid (60% coverage) Insulation: FFEP - Foam Fluorinated Ethylene Propylene Jacket: White Plenum Operating Temperature: -20°C - +75°C 	50	1.6	4.9
		100	2.2	6.9
		200	3.0	10.2
		400	4.6	14.8
		1000	7.3	23.9

RG6/U Plenum - 75 Ohm Coaxial Cables with Two Inline BNC Plugs

CC6PB-1	RG6 Plenum Cable, BNC Male/Male, 1.0ft (0.3m)	34.74	33.35	31.96	CALL
CC6PB-1.5	RG6 Plenum Cable, BNC Male/Male, 1.5ft (0.5m)	35.86	34.43	32.99	CALL
CC6PB-2	RG6 Plenum Cable, BNC Male/Male, 2.0ft (0.6m)	38.10	36.58	35.05	CALL
CC6PB-2.5	RG6 Plenum Cable, BNC Male/Male, 2.5ft (0.8m)	39.22	37.65	36.08	CALL
CC6PB-5	RG6 Plenum Cable, BNC Male/Male, 5.0ft (1.5m)	44.83	43.03	41.24	CALL
CC6PB-7.5	RG6 Plenum Cable, BNC Male/Male, 7.5ft (2.3m)	50.43	48.41	46.39	CALL
CC6PB-10	RG6 Plenum Cable, BNC Male/Male, 10.0ft (3.0m)	56.03	53.79	51.55	CALL
CC6PB-15	RG6 Plenum Cable, BNC Male/Male, 15.0ft (4.6m)	67.24	64.55	61.86	CALL

Premium 3.5mm (1/8") 3 Conductor Cables for Microphone, Speaker and Other Applications

These low loss premium 3.5mm cable assemblies offer superior performance when compared to similar commercial counterparts. Connectors are gold plated reducing corrosion while maintaining reliable contact. 22 AWG conductors and double shield provide minimum loss even at long lengths.

CTL35MM-3	Stereo Cable, 3.5mm Male/Male, 3.0ft (0.9m)	5.34	5.12	4.91	CALL
CTL35MM-5	Stereo Cable, 3.5mm Male/Male, 5.0ft (1.5m)	6.42	6.17	5.91	CALL
CTL35MM-10	Stereo Cable, 3.5mm Male/Male, 10.0ft (3.0m)	9.12	8.75	8.39	CALL
CTL35MM-25	Stereo Cable, 3.5mm Male/Male, 25.0ft (7.6m)	17.10	16.41	15.73	CALL
CTL35MM-50	Stereo Cable, 3.5mm Male/Male, 50.0ft (15.2m)	30.46	29.25	28.03	CALL
CTL35MM-100	Stereo Cable, 3.5mm Male/Male, 100.0ft (30.5m)	57.15	54.86	52.57	CALL
CTL35MF-3	Stereo Cable, 3.5mm Male/Female, 3.0ft (0.9m)	5.34	5.12	4.91	CALL
CTL35MF-5	Stereo Cable, 3.5mm Male/Female, 5.0ft (1.5m)	6.42	6.17	5.91	CALL
CTL35MF-10	Stereo Cable, 3.5mm Male/Female, 10.0ft (3.0m)	9.12	8.75	8.39	CALL
CTL35MF-25	Stereo Cable, 3.5mm Male/Female, 25.0ft (7.6m)	17.10	16.41	15.73	CALL
CTL35MF-50	Stereo Cable, 3.5mm Male/Female, 50.0ft (15.2m)	30.46	29.25	28.03	CALL
CTL35MF-100	Stereo Cable, 3.5mm Male/Female, 100.0ft (30.5m)	57.15	54.86	52.57	CALL

Super Thin 3.5mm Cables

L-com's CTL35MMT-XX series of high quality stereo cable assemblies produces distortion free audio transmission. Features include gold plated center contacts to minimize signal loss as well as fully molded strain relief for enhanced durability and long life. These super thin 3.5mm cables feature an outside diameter (OD) of only 3.5mm. Available in 7 standard lengths from 3 to 100 feet, custom lengths are also available.

CTL35MMT-3	Stereo ThinLine Audio Cable, Male/Male, 3.0ft (0.9m)	4.14	3.90	3.65	CALL
CTL35MMT-5	Stereo ThinLine Audio Cable, Male/Male, 5.0ft (1.5m)	4.77	4.48	4.19	CALL
CTL35MMT-10	Stereo ThinLine Audio Cable, Male/Male, 10.0ft (3.0m)	6.22	5.84	5.47	CALL
CTL35MMT-15	Stereo ThinLine Audio Cable, Male/Male, 15.0ft (4.5m)	7.77	7.31	6.84	CALL
CTL35MMT-25	Stereo ThinLine Audio Cable, Male/Male, 25.0ft (7.6m)	10.36	9.74	9.12	CALL
CTL35MMT-50	Stereo ThinLine Audio Cable, Male/Male, 50.0ft (15.2m)	18.13	17.05	15.96	CALL
CTL35MMT-100	Stereo ThinLine Audio Cable, Male/Male, 100.0ft (30.5m)	36.27	34.09	31.91	CALL
CTL35MFT-3	Stereo ThinLine Audio Cable, Male/Female, 3.0ft (0.9m)	4.14	3.90	3.65	CALL
CTL35MFT-5	Stereo ThinLine Audio Cable, Male/Female, 5.0ft (1.5m)	4.77	4.48	4.19	CALL
CTL35MFT-10	Stereo ThinLine Audio Cable, Male/Female, 10.0ft (3.0m)	6.22	5.84	5.47	CALL
CTL35MFT-15	Stereo ThinLine Audio Cable, Male/Female, 15.0ft (4.5m)	7.77	7.31	6.84	CALL
CTL35MFT-25	Stereo ThinLine Audio Cable, Male/Female, 25.0ft (7.6m)	10.36	9.74	9.12	CALL
CTL35MFT-50	Stereo ThinLine Audio Cable, Male/Female, 50.0ft (15.2m)	18.13	17.05	15.96	CALL
CTL35MFT-100	Stereo ThinLine Audio Cable, Male/Female, 100.0ft (30.5m)	36.27	34.09	31.91	CALL

ThinLine 3.5mm 4 Circuit TRRS

L-com's CTL354MM-XX series of high quality stereo audio/video cable assemblies produces distortion free audio and video transmissions. The cables are commonly used on Apple's iPod® and iPhone® products and work with other TRRS audio/video applications as well. Features include gold plated center contacts to minimize signal loss as well as fully molded strain relief for enhanced durability and long life. These super thin TRRS cables feature an outside diameter (OD) of only 3.5mm. Available in 8 standard lengths from 3 to 100 feet, custom lengths are also available.

CTL354MM-3	Stereo 4 Circuit TRRS ThinLine Audio Cable, Male/Male, 3.0ft (0.9m)	6.17	5.80	5.43	CALL
CTL354MM-5	Stereo 4 Circuit TRRS ThinLine Audio Cable, Male/Male, 5.0ft (1.5m)	8.24	7.74	7.25	CALL
CTL354MM-10	Stereo 4 Circuit TRRS ThinLine Audio Cable, Male/Male, 10.0ft (3.0m)	13.42	12.61	11.81	CALL
CTL354MM-15	Stereo 4 Circuit TRRS ThinLine Audio Cable, Male/Male, 15.0ft (4.5m)	18.60	17.48	16.37	CALL
CTL354MM-20	Stereo 4 Circuit TRRS ThinLine Audio Cable, Male/Male, 20.0ft (6.1m)	23.78	22.35	20.93	CALL
CTL354MM-25	Stereo 4 Circuit TRRS ThinLine Audio Cable, Male/Male, 25.0ft (7.6m)	28.96	27.22	25.49	CALL
CTL354MM-50	Stereo 4 Circuit TRRS ThinLine Audio Cable, Male/Male, 50.0ft (15.2m)	51.76	48.65	45.55	CALL
CTL354MM-100	Stereo 4 Circuit TRRS ThinLine Audio Cable, Male/Male, 100.0ft (30.5m)	82.84	77.87	72.90	CALL

Coiled 3.5mm Cables

L-com's line of coiled 3.5mm cables are perfect for variable reach application where access to a 3.5mm jacks can fluctuate. These rugged coiled 3.5mm cables feature black polyurethane jackets which stand up to UV and chemical exposure. The CTL35MMC-XX series cables from L-com can be used in myriad applications where length variation and mobility are required such as medical, industrial, and manufacturing scenarios.

CTL35MMC-0.5	Coiled 3.5mm Stereo Audio Cable, Male/Male, 0.5ft (0.1m) (Relaxed Length)	20.67	20.26	19.85	CALL
CTL35MMC-1	Coiled 3.5mm Stereo Audio Cable, Male/Male, 1.0ft (0.3m) (Relaxed Length)	21.71	21.27	20.84	CALL
CTL35MMC-2	Coiled 3.5mm Stereo Audio Cable, Male/Male, 2.0ft (0.6m) (Relaxed Length)	22.80	22.34	21.88	CALL
CTL35MMC-3	Coiled 3.5mm Stereo Audio Cable, Male/Male, 3.0ft (0.9m) (Relaxed Length)	24.97	24.47	23.97	CALL
CTL35MMC-4	Coiled 3.5mm Stereo Audio Cable, Male/Male, 4.0ft (1.2m) (Relaxed Length)	26.06	25.54	25.02	CALL
CTL35MMC-5	Coiled 3.5mm Stereo Audio Cable, Male/Male, 5.0ft (1.5m) (Relaxed Length)	27.15	26.61	26.06	CALL

3.5mm Audio Bulkhead Coupler

L-com's 3.5mm audio bulkhead coupler offers a practical and economical way to feed audio cables through panels, wall plates and enclosures. The .50" D-hole design and lock washer ensure a secure fit. This versatile coupler is also available pre-mounted on L-com's USP2-35MM and USP4-35MM two port and four port Universal Sub Panels.

BA35FF	3.5mm Audio Bulkhead Coupler	8.45	7.77	7.09	CALL
--------	------------------------------	------	------	------	------

Item #	Description	Cable Type	Attachment	1-9	10-24	25-99	100+
True 75 Ohm BNC Within Series Adapters - To Precisely Match All 75 Ohm Coaxial Cables							
BA016	Coaxial Adapter, BNC Female / Female (Splice)			3.32	3.12	2.92	CALL
BA019	Coaxial T Adapter, BNC Female / Female / Female			5.54	5.21	4.88	CALL
BA035	Coaxial T Adapter, BNC Female / Male / Female			5.54	5.21	4.88	CALL
BA036	Coaxial Adapter, BNC Female / Female Bulkhead			5.54	5.21	4.88	CALL
BA038	Coaxial Adapter, BNC Male / 90° Female			5.54	5.21	4.88	CALL
BA039	Coaxial Adapter, BNC Female / Female Bulkhead, Insulated			6.32	5.94	5.56	CALL

Many more connector and adapter options available. Go to L-com.com



BNC Coaxial Connectors, 75 Ohm

BAC026	BNC Male	RG6	Twist On	3.73	3.51	3.28	CALL
BAC032	BNC Male	RG6	Crimp (2 Pc)	3.68	3.46	3.24	CALL
BAC029	BNC Male	RG6	Crimp (3 Pc)	3.68	3.46	3.24	CALL
BAC042	BNC Male	RG6-Q	Crimp	2.54	2.39	2.23	CALL
BAC024	BNC Male	RG59	Twist On	3.73	3.51	3.28	CALL
BAC027	BNC Male	RG59 (23 AWG C.C.)	Crimp	3.68	3.46	3.24	CALL
BAC027A	BNC Male	RG59 (20 AWG C.C.)	Crimp	3.68	3.46	3.24	CALL
BAC028	BNC Male	RG59 Plenum	Crimp (3 Pc)	3.68	3.46	3.24	CALL
BAC030	BNC Male	RG59	Crimp (2 Pc)	3.68	3.46	3.24	CALL
BAC031	BNC Male	RG59 Plenum	Crimp (2 Pc)	3.68	3.46	3.24	CALL
BAC033	BNC Male	RG59	Solder	4.87	4.58	4.29	CALL
BAC543	BNC Male, Right Angle	RG59	Crimp	5.34	5.02	4.70	CALL
BAC706	BNC Male, Right Angle	RG59 / 6	Crimp	6.48	6.09	5.70	CALL
BAC985	BNC Male, Right Angle	RG59 / 6	Twist On	6.58	6.19	5.79	CALL
BAC836A-59	BNC Male	RG59 / 6	Crimp	3.11	2.92	2.74	CALL
BAC551	BNC Male, Right Angle	RG179 / RG187	Crimp	5.91	5.55	5.20	CALL
BAC836B-87	BNC Male	RG187 / CTL	Crimp	3.11	2.92	2.74	CALL
BAC516	BNC Female	RG6	Crimp	4.51	4.24	3.97	CALL
BAC908-59	BNC Female	RG59 / 6	Crimp	4.51	4.24	3.97	CALL
BAC552	BNC Female Bulkhead	RG59	Crimp	6.01	5.65	5.29	CALL
BAC550	BNC Female Bulkhead	RG179	Crimp	4.56	4.29	4.01	CALL



Type F Coaxial Connectors, 75 Ohm

BAC529	Type F Male, Indoor / Outdoor	RG6	Crimp	1.45	1.36	1.28	CALL
BAC-EX6	Type F Male	RG6	Compression	1.71	1.61	1.50	CALL
BAC-CFS59U	Type F Male, Indoor	RG59	Crimp	1.14	1.07	1.00	CALL
BAC530	Type F Male, Indoor / Outdoor	RG59	Crimp	1.45	1.36	1.28	CALL
BAC-EX59	Type F Male	RG59	Compression	1.71	1.61	1.50	CALL
AFM-1700	Type F Male	Low-Loss 195-Series, RG58	Crimp	3.86	3.55	3.24	CALL
BAC520	Type F Female	RG59	Crimp	3.21	3.02	2.83	CALL



RG59A and RG6 Bulk Cable

RG59A / U • Center Conductor: 22 (7x30) AWG bare copper • Shielding: Bare copper braid (95% coverage) • Insulation: Foam polyethylene • Jacket: Black PVC • Operating Temperature: -40°C +80°C	NOMINAL ATTENUATION			Item #	Description	List
	MHz	db / 100ft	db / 100m			
	100	3.0	9.8	RG59A-100	RG59A / U, 100ft (30.5m) coil	27.15
	200	4.5	14.8	RG59A-500	RG59A / U, 500ft (152.4m) spool	108.75
	400	6.6	21.7	RG59A-1K	RG59A / U, 1,000ft (304.8m) spl.	217.55
	1000	10.9	35.8			

RG6 / U • Center Conductor: 18 AWG solid bare copper • Shielding: Inner foil (100% coverage); Outer, copper braid (60% coverage) • Insulation: Foam Polyethylene • Jacket: Black PVC • Operating Temperature: -40°C +80°C	NOMINAL ATTENUATION			Item #	Description	List
	MHz	db / 100ft	db / 100m			
	100	2.1	6.9	RG6-100	RG6 / U, 100ft (30.5m) coil	16.27
	200	3.1	10.2	RG6-500	RG6 / U, 500ft (152.4m) spool	81.55
	400	4.5	14.8	RG6-1K	RG6 / U, 1,000ft (304.8m) spool	184.96
	1000	7.3	23.9			

Deluxe Full Cycle Ratchet with Hex Crimping Tools

Your choice of seven similar crimp tools equipped with specific die sets to perform a wide variety of crimping functions to fit your needs.

HT301A	Deluxe Crimp Tool with .256", .213" and .068" Hex Die	37.25	35.76	34.27	CALL
HT301C	Deluxe Crimp Tool with .319", .256", .213" and .068" Hex Die	46.58	44.71	42.85	CALL
HT301D	Deluxe Crimp Tool with .324", .256", .213" and .068" Hex Die	46.58	44.71	42.85	CALL
HT301G	Deluxe Crimp Tool with .255", .213", .137", .100", .069", .043" Hex Die	43.47	41.73	39.99	CALL
HT301J	Deluxe Crimp Tool with .178", .151", .128", .078", .068", .042" Hex Die	43.47	41.73	39.99	CALL
HT230A	Deluxe Crimp Tool with .255", .213", .187" and .068" Hex Die	41.40	39.74	38.08	CALL
HT-CRIMP02	Deluxe Crimp Tool with .028", .039", .047", .100", .128" and .151" Hex Die	28.96	27.80	26.64	CALL
HT-CRIMP03	Deluxe Crimp Tool with .100", .128" and .429" Hex Die	41.40	39.74	38.08	CALL
HT-CRIMP04	Deluxe Crimp Tool with .068", .213", .256" and .324" Hex Die	28.96	27.80	26.64	CALL
HT-CRIMP600	Deluxe Crimp Tool with .610" Hex Die	35.18	33.77	32.36	CALL

Deluxe Full Cycle Ratchet Crimp Tool Kit

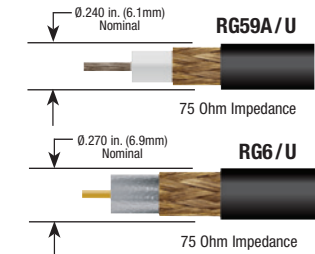
Housed in rugged, high impact cases these handy deluxe ratchet crimp and strip tool kits can satisfy most coaxial crimping needs. These kits include ratchet tool, interchangeable dies, cable cutter and rotary cable stripper. See L-com.com for complete kit contents.

HT330K	Deluxe Crimp Tool Kit, for use with RG Type Cable	165.74	159.11	152.48	CALL
HT-KIT-01	Deluxe Crimp Tool Kit, for use with Low-Loss and RG Type Cable	105.68	101.45	97.23	CALL

Rotary Coaxial Cable Strippers for 400/600 Series


Quickly and accurately cut and trim the coaxial jacket, shield and inner insulation in two easy steps. Just insert the un-stripped end of the coax cable into the tool, spin clockwise 4 or 5 times, then insert into other end of tool, spin clockwise 4 or 5 times again and pull off the unwanted portion.

HT-STRIP400-1	Coax Cable Stripper for 400-Series Cable	64.19	61.62	59.06	CALL
HT-STRIP600-1	Coax Cable Stripper for 600-Series Cable	70.41	67.59	64.78	CALL
HT-STRIP-B1	Replacement Blades for HT-STRIP400-1/HT-STRIP600-1	9.27	8.90	8.53	CALL





Tip Installation of Mini DIN bulkhead adapter styles



Mount adapter from the front of panel, secure threads / nut from the back of the panel.

Mount adapter from the rear of panel, secure threads / nut from the front of the panel.



Item #	Description	1-9	10-24	25-99	100+
Mini DIN Feed-thru Adapters - Panel and Wall Plate Mountable					
These exclusive adapters offer a unique design suitable for panel mounting Mini DIN adapters. Female-Female gender.					
MD44FF	Mini DIN 4 Feed-Thru Adapter, Female/Female	9.57	8.81	8.04	CALL
MD44FJF	Mini DIN 4 Bulkhead Jack/Leads, Front Mount	10.67	9.82	8.97	CALL
MD44FJR	Mini DIN 4 Bulkhead Jack/Leads, Rear Mount	10.67	9.82	8.97	CALL

Type F Within Series Adapters - 75 Ohm

BA122	Coaxial Adapter, Type F Male/Male	2.23	2.09	1.96	CALL
BA123	Coaxial Adapter, Type F Female/Male, Right Angle	2.23	2.09	1.96	CALL
BA124	Coaxial Adapter, Type F Male Push-on/Female	1.40	1.31	1.23	CALL
BA330A	Coaxial Bulkhead Adapter, Type F Female/Female, (5/1.3cm D-Hole), Insulated	2.23	2.09	1.96	CALL

RCA Female Feed-Thru Adapter - with Red, Green, Blue, Yellow or White Insulators

These RCA feed-thru adapters feature insulators color coded for both video and audio applications. This color coding assists in component hookup to avoid improper connections.

BA400R	Coaxial Adapter, RCA Bulkhead Female/Female, Red Insulator	4.09	3.85	3.60	CALL
BA400G	Coaxial Adapter, RCA Bulkhead Female/Female, Green Insulator	4.09	3.85	3.60	CALL
BA400B	Coaxial Adapter, RCA Bulkhead Female/Female, Blue Insulator	4.09	3.85	3.60	CALL
BA400Y	Coaxial Adapter, RCA Bulkhead Female/Female, Yellow Insulator	4.09	3.85	3.60	CALL
BA400W	Coaxial Adapter, RCA Bulkhead Female/Female, White Insulator	4.09	3.85	3.60	CALL
BA400A	Coaxial Adapter, RCA Bulkhead Female/Female, 0.5" (1.3cm) Circular Hole	4.09	3.85	3.60	CALL

RCA Interseries Coaxial Adapter / 75 Ohm

BA907	Coaxial Adapter, RCA Male/Type F Female	2.23	2.09	1.96	CALL
-------	---	------	------	------	------

3.5mm Audio Bulkhead Coupler

L-com's 3.5mm audio bulkhead coupler offers a practical and economical way to feed audio cables through panels, wall plates and enclosures. The .50" D-hole design and lock washer ensure a secure fit. This versatile coupler is also available pre-mounted on L-com's USP2-35MM and USP4-35MM two port and four port Universal Sub Panels.

BA35FF	3.5mm Audio Bulkhead Coupler	8.45	7.77	7.09	CALL
--------	------------------------------	------	------	------	------

Right Angle RCA and TS 1/4" Male/Female Adapters

L-com's low profile right angle audio adapters are perfect for tight fit applications. Two options are available, RCA and TS 1/4", allowing cables and connectors to fit in small spaces. These adapters are male to female and can be attached at any angle to allow for any 360 degree option. Durable molded design can take punishment in the field and gold plated contacts provide optimum performance.

RA-RCAMF	RCA Right Angle Adapter, Male/Female	3.99	3.67	3.35	CALL
RA-14M214F	TS 1/4" Right Angle Adapter, Male/Female	5.65	5.20	4.74	CALL

Adapters and Gender Changers

It's often necessary to connect between different interface types or to change the gender of an interface to allow attachment of extension cables. We offer a wide variety of adapters and gender changers covering commonly used interfaces such as HD15, Mini DIN 5 and 6, DB9, DVI and HDMI.

HD15 Slimline Gender Changer/Adapters - Fully Populated

DGBH15F	Slimline Gender Changer, HD15 Female/Female	8.24	7.41	6.59	CALL
DGBH15M	Slimline Gender Changer, HD15 Male/Male	8.24	7.41	6.59	CALL
DGBH15MF	Slimline Socket Saver, HD15 Male/Female	8.24	7.41	6.59	CALL

Slimline Gender Changer /Adapters - with Pin 9 Missing to Interface VGA Monitors

DGBV15F	Slimline Gender Changer, HD15 Female/Female, No Pin 9	8.65	7.79	6.92	CALL
DGBV15M	Slimline Gender Changer, HD15 Male/Male, No Pin 9	8.65	7.79	6.92	CALL
DGBV15MF	Slimline Socket Saver, HD15 Male/Female, No Pin 9	8.65	7.79	6.92	CALL

HD15 Low Profile Right Angle Adapters - Molded and Fully Shielded

Connecting cables in tight spaces can be a problem in many applications. These low profile adapters solve this problem by allowing cables to be connected at a 90 degree angle. Two versions are available to allow cables to exit in opposite directions. Adapters are male to female, fully shielded and are overmolded with Gray PVC. Mating hardware is reversible allowing for use in virtually any application.

DG90H15MF1	Low Profile Right Angle Adapter, HD15 Male/Female, Cable Exit 1	9.23	8.68	8.12	CALL
DG90H15MF2	Low Profile Right Angle Adapter, HD15 Male/Female, Cable Exit 2	9.23	8.68	8.12	CALL

DVI Dust Covers - Male and Female


L-com's DVI dust covers protect unused DVI connectors on cable assemblies and DVI receptacles on DVI equipment including DVI KVM switches, DVI Extenders, DVI splitters, and more. We offer both male and female DVI dust covers in packages of 10.

CVRDVI-M	DVI Dust Cover, Male, Pkg/10	6.37	6.12	5.86	CALL
CVRDVI-F	DVI Dust Cover, Female, Pkg/10	6.37	6.12	5.86	CALL

HDMI® Dust Covers - Male and Female





L-com's HDMI dust covers protect unused HDMI connectors on cable assemblies and HDMI receptacles on HDMI equipment including HDMI hubs, HDMI Extenders, HDMI splitters, and more. We offer both male and female HDMI dust covers in packages of 10.

CVRHD-M	HDMI Dust Cover, Male, Pkg/10	6.37	6.12	5.86	CALL
CVRHD-F	HDMI Dust Cover, Female, Pkg/10	6.37	6.12	5.86	CALL



Tip *What are the major A/V interfaces?*

Currently there are four major video interfaces controlled by different standards groups and each with its own strengths and weaknesses. This chart is a comparison of these interfaces.

	HDMI (High Definition Multimedia Interface)	DP (Display Port)	DVI (Digital Video Interface)	SVGA (Super Video Graphics Array)
				
Standards Group	HDMI Licensing, LLC. (Consortium of consumer electronics manufacturers)	VESA (Video Electronics Standards Association)	DDWG (Digital Display Work Group)	VESA (Video Electronics Standards Association)
Maximum Channels	8	8	6 (Dual Link)	N/A
Maximum Resolution	HDTV 720P and 1080P	1080p	QXGA (2048 x 1536)	800 x 600
Analog / Digital Combination	No	No	DVI-I (24 + 4 Pin) Yes	No
Digital / Audio	Yes	Yes	No	No

Item #	Description	1-9	10-24	25-99	100+
--------	-------------	-----	-------	-------	------

DVI Digital Video Molded Adapters

These fully molded adapters provide transition from DVI to VGA (HD15) interfaces. Compact in size these adapters are very useful in dealing with difficult interconnection problems.

DMB601MF	DVI Adapter, DVI-A Male / HD15 Female	9.64	8.87	8.09	CALL
DMB602FM	DVI Adapter, DVI-A Female / HD15 Male	10.35	9.52	8.70	CALL
DMB603MF	DVI Adapter, DVI-D Male / DVI-I Female	17.10	15.73	14.36	CALL

DVI Female to Female Feed-thru Bulkhead Adapter

This fully populated DVI female bulkhead adapter is compatible with DVI-I Single / Dual Link, DVI-D Single / Dual Link and DVI-A male connectors and is bulkhead mountable to allow coupling of two DVI cables through a bulkhead.

DMB605FF	DVI Bulkhead Adapter, Female / Female	15.75	14.18	12.60	CALL
----------	---------------------------------------	-------	-------	-------	------

DVI (Digital Video Interface) to HDMI® (High Definition Multimedia Interface) Adapters

This series of adapters utilizes two of the most commonly used digital video interfaces of DVI and HDMI. Offered in various gender combinations to address multiple interface conversion applications. Fully molded and compact in size for durability and usefulness in tight fit situations.

DVIHDMF	Digital Video Adapter, DVI-D Dual Link Male / HDMI Female (Panel Mount)	9.90	9.10	8.31	CALL
DVIHDFM	Digital Video Adapter, DVI-D Dual Link Female / HDMI Female	9.90	9.10	8.31	CALL
DVIHDMM	Digital Video Adapter, DVI-D Dual Link Male / HDMI Male	9.90	9.10	8.31	CALL
DVIHDFM	Digital Video Adapter, DVI-D Dual Link Female / HDMI Male	9.90	9.10	8.31	CALL

Standard HDMI® Female to Micro HDMI® Male Adapter

When updating equipment, old cables typically become worthless and need to be replaced. As newer mobile devices switch to compact, Micro HDMI connectors, this adapter allows an existing standard HDMI cable to be used with this new equipment. This adapter presents a quick and easy solution that is more economical than purchasing a new cable.

VAD001FM	Standard HDMI Female / Micro HDMI Male Adapter	9.27	8.90	8.53	CALL
----------	--	------	------	------	------

HDMI® Keystone Style Couplers

L-com's HDMI keystone couplers can be easily installed into panels, wall plate openings and enclosures. Two color options, black and white.

HDKEY-BK	HDMI Feed-Thru Adapter, Black	10.31	9.49	8.66	CALL
HDKEY-WT	HDMI Feed-Thru Adapter, White	10.31	9.49	8.66	CALL

HDMI® (High Definition Multimedia Interface) Adapters

This series of HDMI adapters is offered in male-female, female-female and male-male gender configurations covering your HDMI connection applications from gender changing to panel mount feed-thrus. All adapters are fully molded and compact in size for durability and usefulness in tight fit situations.

HDFM	HDMI Adapter, Female / Male	12.38	11.39	10.40	CALL
HDFM	HDMI Adapter, Female / Female	11.61	10.68	9.75	CALL
AHDMM	HDMI Adapter, Male / Male	9.01	8.11	7.21	CALL

HDMI® Swivel Adapter

L-com offers this male to female HDMI swivel adapter to address applications where space is confined or access is prohibitive. This versatile HDMI swivel adapter can be used with any HDMI compliant cable assembly or HDMI ports on devices including HD TVs and HDMI hubs.

HDFM-SW	HDMI Swivel Adapter, HDMI Female / HDMI Male	10.83	10.18	9.53	CALL
---------	--	-------	-------	------	------

DisplayPort Female to Mini DisplayPort Male Adapter

L-com's DisplayPort to Mini DisplayPort adapter provides a simple way to modify an existing DisplayPort cable for use with a mobile device utilizing the more compact Mini DisplayPort interface. This adaptor is a more economical option than purchasing a new cable, and allows the option of switching back to the standard DisplayPort interface by simply removing it.

VAD010FM	DisplayPort to Mini DisplayPort, Female / Male	11.35	10.67	9.98	CALL
----------	--	-------	-------	------	------

DisplayPort Panel Mount Adapter (Female DP to Female DP)

L-com's DP-FF is a versatile panel mount DisplayPort feed-thru adapter that makes connecting DisplayPort cables through a panel or enclosure a snap. This DisplayPort adapter features two removable 4-40 jackscrews for easy panel mounting.

DP-FF	DisplayPort Panel Mount Adapter, Female / Female	15.53	15.22	14.91	CALL
-------	--	-------	-------	-------	------

DisplayPort to HDMI® Adapter


DP-HD-ADPT	DisplayPort to HDMI Adapter, HDMI Female / DisplayPort Male	15.53	15.22	14.91	CALL
------------	---	-------	-------	-------	------

DisplayPort to DVI Adapter

DP-DVI-ADPT	DisplayPort to DVI Adapter, DVI Female / DisplayPort Male	15.53	15.22	14.91	CALL
-------------	---	-------	-------	-------	------



DisplayPort Adapter Cables

DP-HD-CBL	DisplayPort to HDMI Adapter Cable, HDMI Female / DisplayPort Male, 7.25" (18.4cm)	28.81	28.23	27.65	CALL
DP-DVI-CBL	DisplayPort to DVI Adapter Cable, DVI Female / DisplayPort Male, 7.25" (18.4cm)	28.81	28.23	27.65	CALL
DP-SVGA-CBL	DisplayPort to SVGA Adapter Cable, SVGA Female / DisplayPort Male, 8.45" (21.5cm)	31.97	31.33	30.69	CALL



Field Installation Products

Often times the use of finished cable assemblies is simply not possible due to space limitations of an existing installation. In these cases, L-com's offering of field friendly products are the perfect solution. Our terminal block connectors allow termination of data, audio, and video lines without the use of any special tools. These products were designed to address existing infrastructure applications where space is limited and running new cable is not an option.



Item #	Description	1-9	10-24	25-99	100+
--------	-------------	-----	-------	-------	------

DB9, DB15, DB25 or HD15 Connectors for Field Termination - Panel Mountable, Male or Female

These field termination connectors provide an easy and convenient way to perform field termination of any DB9, DB15, DB25 or HD15 cable. Separate connection points are provided for all positions of the connector plus the ground. Terminal block design with set screws provides reliable electrical connections without special tools. The terminal block area is clearly marked making proper termination virtually foolproof. Panel mountable for thickness up to 0.062" (0.2cm). Please note the orientation of the terminal blocks on the new male connectors.

DGB9FT	DB9 Female Connector for Field Termination	9.01	8.47	7.93	CALL
DGB15FT	DB15 Female Connector for Field Termination	10.62	9.98	9.35	CALL
DGB25FT	DB25 Female Connector for Field Termination	13.06	12.27	11.49	CALL
DGBH15FT	SVGA HD15 Female Connector for Field Termination	11.42	10.74	10.05	CALL
DGB9MT1	DB9 Male Connector for Field Termination	9.01	8.47	7.93	CALL
DGB15MT1	DB15 Male Connector for Field Termination	10.62	9.98	9.35	CALL
DGB25MT1	DB25 Male Connector for Field Termination	13.06	12.27	11.49	CALL
DGBH15MT1	SVGA HD15 Male Connector for Field Termination	10.88	10.23	9.57	CALL

DB9, DB15, DB25 or HD15 Female Connectors for Field Termination with Screwless Terminal Block

These field termination female connectors provide an easy and convenient way to perform field termination of any cable. Separate connection points are provided for all positions of the connector plus the ground. Screwless terminal block design with spring clamp provides reliable electrical connections utilizing no special tools. Simply depress the spring clamp, insert wire, release and the wire is secure. The terminal block area is clearly marked making proper termination virtually foolproof. Panel mountable for thickness up to 0.062" (0.2cm).

DGS9FT	DB9 Female Connector for Field Termination	9.53	8.96	8.39	CALL
DGS15FT	DB15 Female Connector for Field Termination	11.19	10.52	9.85	CALL
DGS25FT	DB25 Female Connector for Field Termination	13.89	13.05	12.22	CALL
DGSH15FT	HD15 Female Connector for Field Termination	11.45	10.76	10.08	CALL

Mini DIN 4-S-Video Jack for Field Termination

The MD44FT field termination Mini DIN 4 female jack offers a quick and easy field termination using common tools. Terminal blocks with set screws ensure reliable electrical connections. The terminal block area is clearly marked making field termination virtually foolproof. This unit is designed to fit common .5" (1.3cm) circular or D-style openings. The undercut PCB area provides a convenient area to secure a cable tie wrap resulting in a neat dressing for the terminated cable. Custom configurations will be considered with modest minimums.

MD44FT	Mini DIN 4 Female Field Termination Jack	7.93	7.29	6.66	CALL
--------	--	------	------	------	------

DVI-D Dual Link Field Termination Connector, Female

The DVDDLFT field termination connector provides an easy and convenient way to perform field termination of any DVI-D Dual Link cable. Separate connection points are provided for all 24 positions of the connector. The terminal block design with set screws provides reliable electrical connections utilizing no special tools. Additionally the terminal block area is clearly marked making proper termination virtually foolproof.

DVDDLFT	DVI-D Dual Link Field Termination Connector, Female	15.18	14.27	13.36	CALL
---------	---	-------	-------	-------	------

Field Termination Connector for HDMI® Applications, Female

The HDFT is the perfect solution for quickly adding an HDMI port for A/V infrastructure additions or repairs. This easy to install connector utilizes handy screw terminals which are clearly numbered for ease of installation. 30µ gold plated contacts provide excellent signal integrity.


HDFT	HDMI Field Termination Connector, Female	10.83	10.18	9.53	CALL
------	--	-------	-------	------	------

3.5mm Field Termination Connector, Female


L-com's 35MMFT is the perfect solution for quickly adding a 3.5mm audio port. This easy to install 3.5mm field termination connector utilizes handy screw terminals which are clearly marked for ease of installation.

35MMFT	3.5mm Field Termination Connector, Female	4.35	4.26	4.18	CALL
--------	---	------	------	------	------


Tip How to perform a field installation of a DGBH15FT HD15 (SVGA) jack



Prepare bulk cable by exposing coax and conductor lines as shown.




Insert coax center conductor and shield as well as conductors into appropriate terminal slot as indicated in the supplied wiring diagram. Tighten the setscrews.



Attach the completed assembly to the mounting surface.

Pro Audio 1/4" (0.6cm) to 1/4" (0.6cm) Male TS Cable Assemblies

L-com offers an extensive line of TS (Tip and Sleeve) 1/4" (0.6cm) audio cables for use in professional audio applications including instrument connections and audio patching. Our quality constructed TS cables feature 22 AWG cable and are offered with myriad color code choices to help in identifying attached equipment. Contact us today with your custom length and connector requirements.



B G R Y *---

Ordering is easy, add desired color code to part number. Ex: CA14214B-1. *Note: No suffix necessary for Black assemblies.

Item #	Description	1-9	10-24	25+
1/4" (0.6cm) Male to Male TS Pro Audio Cable Assemblies with Colored ID Bands				
CA14214 __-1	TS Pro Audio Cable, 1/4" (0.6cm) Male/Male, 1.0ft (0.3m)	8.07	7.43	6.78
CA14214 __-3	TS Pro Audio Cable, 1/4" (0.6cm) Male/Male, 3.0ft (0.9m)	10.04	9.24	8.43
CA14214 __-6	TS Pro Audio Cable, 1/4" (0.6cm) Male/Male, 6.0ft (1.8m)	13.05	12.00	10.96
CA14214 __-10	TS Pro Audio Cable, 1/4" (0.6cm) Male/Male, 10.0ft (3.0m)	17.09	15.72	14.35
CA14214 __-15	TS Pro Audio Cable, 1/4" (0.6cm) Male/Male, 15.0ft (4.6m)	23.10	21.25	19.40
CA14214 __-20	TS Pro Audio Cable, 1/4" (0.6cm) Male/Male, 20.0ft (6.1m)	28.17	25.92	23.67
CA14214 __-25	TS Pro Audio Cable, 1/4" (0.6cm) Male/Male, 25.0ft (7.6m)	33.25	30.59	27.93

Item #	Description	List Price
--------	-------------	------------

Male TS 1/4" (0.6cm) Connector - Colored ID Bands

L-com stocks high quality TS (tip and sleeve) 1/4" (0.6cm) connectors for all your instrument cable repair/termination needs. We offer several color code versions to help in identifying attached equipment. Additionally we offer a right angle version for applications requiring a 90 degree connection. Connectors are packaged individually.

CON-TS14-BLK	TS 1/4" (0.6cm) Connector, Male, Black ID Band	3.42
CON-TS14-RED	TS 1/4" (0.6cm) Connector, Male, Red ID Band	3.42
CON-TS14-YEL	TS 1/4" (0.6cm) Connector, Male, Yellow ID Band	3.42
CON-TS14-BLU	TS 1/4" (0.6cm) Connector, Male, Blue ID Band	3.42
CON-TS14-GRN	TS 1/4" (0.6cm) Connector, Male, Green ID Band	3.42
CON-TS14-RA	TS 1/4" (0.6cm) Connector, Right Angle Male	2.95

XLR 3 Pin Connectors

L-com stocks high quality XLR connectors for all your XLR audio cable repair/termination needs. We offer male, female, and right angle male XLR connectors off the shelf.

CON-XLR-M	3 Pin XLR Connector, Male	2.95
CON-XLR-F	3 Pin XLR Connector, Female	3.21
CON-XLR-MRA	3 Pin XLR Connector, Right Angle Male	5.23

Item #	Description	1-9	10-24	25+
--------	-------------	-----	-------	-----

Pro Audio XLR Cable Assemblies

L-com offers a series of 3 pin XLR audio cables for use in professional audio applications including microphone patching. Our quality constructed XLR cables feature 24 AWG cable to ensure the highest quality audio experience.

XLR 3 Pin Balanced Male to Female Pro Audio Cable Assemblies

CAXLR2XLR-1	XLR 3 Pin Male/Female Pro Audio Cable, 1.0ft (0.3m)	9.11	8.38	7.65
CAXLR2XLR-3	XLR 3 Pin Male/Female Pro Audio Cable, 3.0ft (0.9m)	12.11	11.14	10.18
CAXLR2XLR-6	XLR 3 Pin Male/Female Pro Audio Cable, 6.0ft (1.8m)	17.61	16.20	14.79
CAXLR2XLR-10	XLR 3 Pin Male/Female Pro Audio Cable, 10.0ft (3.0m)	24.44	22.49	20.53
CAXLR2XLR-15	XLR 3 Pin Male/Female Pro Audio Cable, 15.0ft (4.6m)	33.25	30.59	27.93
CAXLR2XLR-20	XLR 3 Pin Male/Female Pro Audio Cable, 20.0ft (6.1m)	41.33	38.03	34.72
CAXLR2XLR-25	XLR 3 Pin Male/Female Pro Audio Cable, 25.0ft (7.6m)	49.42	45.46	41.51

Item #	Description	1-9	10-24	25-99	100+
--------	-------------	-----	-------	-------	------

XLR 3 Pin Panel Mount Connectors (Solder Type)


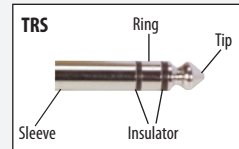

L-com stocks both male and female 3 pin XLR connectors to address all your pro audio needs. These solder style connectors are in stock and ready for same day shipping. Each connector features gold plating to ensure a high quality audio experience.

CON-XLR3M	XLR 3 Pin Solder Connector, Male	4.51	4.24	3.97	CALL
CON-XLR3F	XLR 3 Pin Solder Connector, Female	4.51	4.24	3.97	CALL



Tip *Balanced Audio vs. Unbalanced Audio*

Balanced Audio uses impedance balanced lines to interconnect audio equipment. Balanced connections use three conductor connectors. Most common in professional settings is the XLR connector. It is also sometimes referred to as a "cannon plug" or "cannon connector". Also used for this application are TRS Plugs. They derive their name from the different functions of the sections of the plug. **Tip, Ring and Sleeve**. (see diagram). They are also often referred to as .25" (6.3mm) 3 channel audio phone plugs. Their appearance is similar to the .25" (6.3mm) stereo plugs used for head phones, even though the two different applications utilize them differently. The durable construction of the XLR makes it ideal for microphones. Most, if not all, high end microphones make use of this interface. In contrast the TRS smaller form factor makes it ideal for mixer inputs / outputs allowing for greater port density.



Balanced Audio Connectors are typically Low Impedance Interfaces. By connecting the balanced lines to identical impedances at both source and load, it allows any differential amplifier to filter out any EMI (Electro-Magnetic-Interference) that the cable may have picked up or generated along the two signal lines.

Unbalanced Audio in contrast uses a two conductor system whereby the shield must carry the return signal. Often used for this application are TS Plugs. Similar in appearance to their TRS siblings, these plugs derive their name similarly. **Tip and Sleeve**. (see diagram). Noise that is induced onto an Unbalanced line will typically be modulated onto the signal being carried, whereas Balanced lines would not experience this issue. Ground loops are another issue to contend with Unbalanced lines. Unbalanced Audio Connectors are typically high impedance interfaces. Unbalanced Audio is typical for most home audio equipment. Unbalanced Signals can be converted to Balanced signals by the use of a Balun (**Balanced / Unbalanced**) adapter typically run through a DI (Direct Input) box.



HD-SP-102



TL-B118-004



HD-SW-401



HD-EXT-HSL



TL-B116-002A



TL-B116-004A



R05-EXT-DSS



TL-B156-002



LCVS-14 Back



LCVS-14 Front



LCVX-VGA (REX Back)

LCVX-VGA (LEX Back)



LCVX-VGA (REX Front)

LCVX-VGA (LEX Front)

Item #	Description	List Price
L-com HDMI® Splitter 1 x2 - 3D Ready, HDCP Compliant		
Easily split your HDMI signal with L-com's 3D ready HDMI splitters. These plug and play HDMI splitters set up in seconds and are perfect for home or professional use. Features include HDCP compliant hardware, 1080/60p resolutions and 3D support.		
HD-SP-102	L-com HDMI Splitter, 1x2, 3D Ready, HDCP Compliant	93.21

Tripplite HDMI® Splitter 1 x4 – 3D Ready, HDCP Compliant		
The Tripplite 4 Port HDMI Splitter provides a simple solution to transmit from a source up to 4 displays. The splitter can be located 13 feet (4m) away from the source, and the display 16 feet (5m) from the splitter. There is no software to set up, and this display will support 1080p, 1920x1200 resolutions. As an authorized Tripplite reseller, we can bid on RFQs for any Tripplite parts. Contact us to request a non-obligatory quote.		
TL-B118-004	Tripplite 4-Port HDMI Splitter for Video & Audio 1080p	143.00

L-com HDMI® Switches 2x1 or 4x1 - 3D Ready, HDCP Compliant		
Easily switch your HDMI signal with L-com's 3D ready HDMI switches. These plug and play HDMI switches set up in seconds and are perfect for home or professional use. Features include HDCP compliant hardware, 1080/24p resolutions and 3D support.		
HD-SW-201	L-com HDMI Switch, 2x1, 3D Ready, HDCP Compliant	68.34
HD-SW-401	L-com HDMI Switch, 4x1, 3D Ready, HDCP Compliant	96.31

L-com HDMI® Active Extender (TX & RX Units) Extends your Video over Cat5e (or Better) Cabling up to 150 feet (45.7m) HDCP Compliant		
L-com's HD-EXT-HSL HDMI extender extends HDMI signal over 24 AWG solid Cat5e (or better) cabling up to 150 feet (45.7m). This active HDMI extender features a TX and RX unit distance up to 150 feet (45.7m) at Blu-ray 1080/60p. Features include HDCP support, adjustable 8-level EQ control and 7.1-channel surround sound audio.		
HD-EXT-HSL	L-com Active HDMI over UTP Extender, 150ft (45.7m)	186.46

Tripplite DVI Splitter with 3.5mm Audio 1 x2 and 1 x4 (Max Resolution 1920 x 1200)		
Tripplite's 2 and 4 port DVI and 3.5mm Audio Splitters provide an easy way to add additional displays and sound to your display source. A built in signal booster provides an additional 16 feet (5m) of distance between the splitter and the display, and will also allow 3 levels of splitters to be cascaded, allowing for a large number of monitors to be connected. As an authorized Tripplite reseller, we can bid on RFQs for any Tripplite parts. Contact us to request a non-obligatory quote.		
TL-B116-002A	Tripplite 2-Port DVI Splitter with 3.5mm Audio (Max Resolution 1920 X 1200)	113.98
TL-B116-004A	Tripplite 4-Port DVI Splitter with 3.5mm Audio (Max Resolution 1920 X 1200)	205.17

DVI-D Single Link UTP Extender		
This simple extender will provide up to 100 feet (1024x768) or 50 feet (1920x1080) of additional distance for a DVI-D Single Link connection via Category 5e UTP cable or better. No external power is required, just connect the cables and the DVI connection is ready.		
R05-EXT-DSS	UTP DVI-D Single Link Extender	41.40

Tripplite DisplayPort Splitter 1 x2 (Max Resolution 3840x2160)		
The Tripplite 2 Port DisplayPort Splitter is a great tool for setting up a dual display for a source with only one video output. This splitter will allow you to either run it in clone/mirror mode, or to extend your desktop over both displays. The displays can be placed up to 25 feet away from the splitter, and the splitter up to 16 feet away from the source, although 6 feet is recommended for best performance. As an authorized Tripplite reseller, we can bid on RFQs for any Tripplite parts. Contact us to request a non-obligatory quote.		
TL-B156-002	Tripplite 2-Port DisplayPort Splitter (Max Resolution 3840 x 2160)	284.95

L-com VGA Video Splitters 1x2 and 1 x4 (Max Resolution 1920x1440)		
L-com's LCVS series of VGA video splitters are perfect for distributing VGA video signals from one source to multiple displays. These plug and play video splitters can be installed in seconds and provide crisp, clear images. Perfect for Digital Signage and Pro A/V applications, these robust yet affordable VGA splitters feature rugged metal cases as well as external power supplies (included). Signal bandwidth to 350 MHz (2 and 4 port), (Max Resolution 1920 x 1440).		
LCVS-12	L-com 1x2 VGA Video Splitter	37.36
LCVS-14	L-com 1x4 VGA Video Splitter	53.36

L-com VGA Splitter/Extender (TX & RX Units) Extends your Video over Cat5e (or Better) Cabling up to 150 Meters (492ft)		
L-com's LCVX-VGA VGA Extender is perfect for Digital Signage and PRO A/V applications where the extension of analog computer video is necessary. The LCVX-VGA features both TX (Transmit) and RX (Receiver) units, each with its own power supply. The TX unit has an HD15F VGA in port that would connect to your video source with a standard VGA M/F cable. It also includes two local HD15F outputs to support two local monitors with standard VGA M/M cabling. Using Cat5e (or better) cabling you can also extend your video to the RX unit up to 150 meters (492ft) away, (24 AWG solid cabling recommended for runs over 100ft). The RX unit takes the video received over the Cat5e (or better) cabling and provides two HD15F outputs to support two monitors with standard VGA M/M cabling. The LCVX-VGA is capable of supporting resolutions of up to 1024x768 at 150 meters (492ft).		
LCVX-VGA	L-com UTP VGA Extender, TX and RX Unit	103.57

Item #	Description	List Price
--------	-------------	------------

AdderLink AV100 Series Audio/Video Extenders

The AdderLink AV100 Series is a range of audio visual extenders delivering high video resolutions and superb quality audio up to 300m (1,000ft) using standard Cat5e (or better) cables. Designed for use in Digital Signage applications, the innovative design allows for flexible distribution that can grow in line with project developments and ensures direct delivery of crystal clear communication to consumers at the point of decision. The AdderLink AV Series avoids the prohibitive costs of fiber optic cabling, displays with built in CPUs or locating a CPU next to each screen. The AdderLink AV Series consists of 4 interchangeable units. **As an authorized Adder reseller, we can bid on RFQs for any Adder part numbers. Contact us to request a non-obligatory quote.**

AV100T-US	Adder AV100 Series Extender Point to Point Transmitter	194.29
AV100R-US	Adder AV100 Series Extender Receiver, No Deskew, Outputs to 2 Displays	244.10
AV100P-US	Adder AV100 Series Extender Pair, Point to Point, No DeSkew, Outputs to 2 Displays	393.58
AV101R-US	Adder AV100 Series Extender Receiver with Deskew, Outputs to 2 Displays	293.95
AV102T-US	Adder AV100 Series Extender Point to Multipoint 2-Way Transmitter with Serial	149.47
AV104T-US	Adder AV100 Series Extender Point to Multipoint 4-Way Transmitter	293.95



AV100T-US



AV200P-US

AdderLink AV200 Series Audio/Video Extenders

The AdderLink AV200 Series is a range of audio visual extenders delivering high video resolutions, superb quality audio and RS232 up to 300m (1,000ft) using standard Cat5e (or better) cables. The innovative design allows for flexible audio visual distribution, management, control and interaction with the display devices which can be expanded to grow in line with project developments. Consisting of 5 interchangeable units, the AdderLink AV200 Series makes the design of digital signage and narrow casting applications cost effective, flexible and easy to plan. **As an authorized Adder reseller, we can bid on RFQs for any Adder part numbers. Contact us to request a non-obligatory quote.**

AV200P-US	Adder AV200 Series Extender Pair, Point to Point with Serial, No Deskew, Outputs to 2 Displays	493.21
AV200R-US	Adder AV200 Series Extender Receiver with Serial, No Deskew, Outputs to 2 Displays	274.00
AV200T-US	Adder AV200 Series Extender Point to Point Transmitter with Serial	224.18
AV201R-US	Adder AV200 Series Extender Receiver with Serial and Deskew, Outputs to 2 Displays	393.58
AV204T-US	Adder AV200 Series Extender Point to Multipoint 4-Way Transmitter with Serial	523.10
AV208T-US	Adder AV200 Series Extender Point to Multipoint 8-Way Transmitter with Serial	622.74




AV208T-US

AdderLink LPV150 Series Digital Signage Extenders

The AdderLink LPV has been designed to deliver stunning results at a really attractive price, making it the perfect introduction to professional digital signage. The AdderLink LPV Digital Signage Extender is possibly the easiest to install point to point extender available today. In addition to its simplicity the LPV Extender also delivers fantastic quality video up to 150 meters (500ft) away. The ALPV154T is able to take the same HD input and split it to 4 different screens connected via the ALPV150R receivers. There is a feed through port on the unit to allow a local display or you can cascade another ALAV154T so you can supply 8 screens. **As an authorized Adder reseller, we can bid on RFQs for any Adder part numbers. Contact us to request a non-obligatory quote.**

ALPV150P	Adder LPV150 Series Digital Signage Extender, USB and VGA	244.11
ALPV150R	Adder LPV150 Series Line Powered VGA Extender Receiver to 150 meters	109.61
ALPV154T	Adder LPV150 Series 4-Way Line Powered VGA Extender to 150 meters	363.69



ALPV150P

AdderLink X Series X-DVI PRO Extenders

The AdderLink X-DVI PRO allows users to distribute control of any computer which uses DVI video and USB. The X-DVIPRO can deliver perfect 1080p digital video at distances over 50 meters and resolutions up to 165 MPixels per second (e.g. 1920 x 1200 @ 60Hz or 3840 x 2400 @ 17Hz). **As an authorized Adder reseller, we can bid on RFQs for any Adder part numbers. Contact us to request a non-obligatory quote.**

X-DVIPRO-US	Adder Series DVI and 4-Port USB over a Single Cat5e (or better) Cable to 50 meters	841.91
X-DVIPRO-MS2-US	Adder Series Dual Head DVI, Audio and 4-Port USB over a Single Cat5e (or better) Cable to 50 meters	1489.54



X-DVIPRO-MS2-US

AdderLink X50 and X50-MS2 Series VGA/USB Extenders

The AdderLink X50 was designed for use in applications where computers need to have their USB peripherals including keyboards and mice, high quality video and audio control extended up to 50m (150ft) across Cat5e (or better) UTP cable. The AdderLink X50-MultiScreen adds a second video and transparent, high speed RS232 up to baud rates of 19200. The AdderLink X50 (MS2) series provides sharp, bright and ultra high-resolution video over a VGA interface(s) and ensures total USB compatibility regardless of the computer being controlled or the peripheral being extended. **As an authorized Adder reseller, we can bid on RFQs for any Adder part numbers. Contact us to request a non-obligatory quote.**

X50-US	AdderLink X50-US, USB/Video Extender	572.90
X50-MS2-US	AdderLink X50-MS2-US, USB/Multiscreen Video Extender	841.91



X50-MS2-US

AdderLink Infinity Network DVI Extenders

The AdderLink INFINITY demonstrates Adder's leading IP capability by delivering fluid interaction with computers as far away as your network can extend. AdderLink INFINITY allows you to build a flexible infrastructure, the likes of which have not been possible before. Locate computers anywhere you like, share connections to computers, watch the interactions others have with computers, share control, collaborate, switch computers and so on. The AdderLink INFINITY is also the first device of its kind to allow multicasting across your network. Adder's expertise in IP based KVM solutions also means that you get the very best video quality and fluid USB based interactions with your computer. Adder's own USB True Emulation technology has also been built into the AdderLink INFINITY, allowing you to connect all HID (Human Interface Devices) as well as storage devices and many other USB device types too. Optimized for both HID and Mass Storage devices, the AdderLink INFINITY uses USB 2.0 technology to deliver reliable and flexible device support. **As an authorized Adder reseller, we can bid on RFQs for any Adder part numbers. Contact us to request a non-obligatory quote.**

ALIF1002T	Adderlink Infinity Network DVI Extender (Transmitter)	1307.58
ALIF1002R	Adderlink Infinity Network DVI Extender (Receiver)	1307.58



ALIF1002T

Adderlink DisplayPort Digital KVM Extender

The Adderlink XD522-DP-PAIR-US allows you to transmit not only either two (1920 X 1200) or one (2560 X 1600) DisplayPort video streams, but also digital audio, analog audio, and high or low speed USB 2.0 over Category rated Ethernet cables. It has a maximum distance of 150m for one 1920 X 1080 display, or 100m for dual 1920 X 1200 or one 2560 X 1600 display. Due to the flexibility of this device, it can provide a solution for many different situations. **As an authorized Adder reseller, we can bid on RFQs for any Adder part numbers. Contact us to request a non-obligatory quote.**

XD522-DP-PAIR-US	Adderlink DisplayPort Digital KVM Extender	1716.90
------------------	--	---------



XD522-DP-PAIR-US



CS64US



CS82U



CS84U (Back view)

AV4PRO-VGA-US



AV4PRO-VGA-US

(Back view)



AVX1008-US



AVX1008-US (Back view)

X200A-R-US



X200A-R-US (Back view)



CCS-PR04



CCS-PR04 (Back view)

Item #	Description	List Price
--------	-------------	------------

ATEN USB KVM Switches with Audio and Integrated Octopus Cables, 2 and 4 Port

Aten offers a broad line of cable KVM switch solutions geared toward the SOHO (Small Office/Home Office) user. These compact, durable cable KVM switches features audio support. The Plug and Play design helps to quickly and easily deploy this cable KVM switch. **As an authorized ATEN reseller, we can bid on RFQs for any ATEN part numbers. Contact us to request a non-obligatory quote.**

CS62U	Aten Integrated Cable 2-Port KVM Switch USB with Audio	43.50
CS64US	Aten Integrated Cable 4-Port KVM Switch USB with Audio	75.62

ATEN PS/2-USB Desktop KVM Switches, 2 and 4 Port

The CS82U/CS84U PS/2-USB KVM Switch is a desktop control unit that allows users to access two or four computers from a single KVM console (PS/2 or USB keyboard and mouse, and VGA monitor). In addition, CS82U/CS84U comes with ATEN's new Video DynaSync™ technology, which eliminates boot-up display problems and optimizes resolution. **As an authorized ATEN reseller, we can bid on RFQs for any ATEN part numbers. Contact us to request a non-obligatory quote.**

CS82U	Aten Desktop 2-Port PS/2-USB KVM Switch	84.95
CS84U	Aten Desktop 4-Port PS/2-USB KVM Switch	147.12

AdderView Pro VGA, DVI and DisplayPort 4 and 8 Port KVM Switches

The AdderView Pro series are professional grade KVM switches which deliver ultimate flexibility for users who wish to share a high resolution screen(s) and modern USB peripherals between multiple computers. The AV4PRO-VGA is designed to enable up to four computers to be controlled from a single high resolution KVM console using HD15 VGA cabling. The AV4PRO-DVI-xx group is designed to enable four to eight computers to be controlled from a single high resolution KVM console using dual link DVI cabling. The AV4PRO-DP is designed to enable up to four computers to be controlled from a single high resolution KVM console using the new DisplayPort cabling system. The switches makes use of Adder's True Emulation technology which enables USB HID devices to be continuously emulated to each computer. This unique technology enables instantaneous and reliable hotkey switching while also supporting the extra keys and features of enhanced keyboards and mice. Furthermore, the AdderView includes two independently switchable USB 2.0 channels and an audio channel, giving the user the flexibility to attach selected peripherals to different computers. **As an authorized Adder reseller, we can bid on RFQs for any Adder part numbers. Contact us to request a non-obligatory quote.**

AV4PRO-VGA-US	AdderView 4 Pro VGA Switch	423.47
AV4PRO-DVI	AdderView 4 Pro DVI 4-Port KVM Switch (4 PCs)	493.21
AV4PRO-DVI-DUAL	AdderView 4 Pro DVI 4-Port Dual Head KVM Switch (4 PCs)	991.38
AV4PRO-DVI-TRI	AdderView 4 Pro DVI 4-Port Triple Head KVM Switch (4 PCs)	1389.91
AV4PRO-DVI-QUAD	AdderView 4 Pro DVI 4-Port Quad Head KVM Switch (4 PCs)	1788.46
AV8PRO-DVI	AdderView 8 Pro DVI 8-Port KVM Switch (8 PCs)	1489.54
AV4PRO-DP	AdderView Pro 4-Port, DisplayPort with USB True Emulation Technology	672.55

AdderView CATx and CATx IP 1000 KVM Switches

The AdderView CATx Series is a range of secure, KVM via CATx switches that provide concurrent local, remote or global users with BIOS level control of up to 24 multi-platform servers. The AdderView CATx IP KVM Switch Series provides local and global access for users who need to control multi-platform operating systems and hardware over IP with BIOS level control. **IP Extender versions available, contact your L-com sales representative for details. As an authorized Adder reseller, we can bid on RFQs for any Adder part numbers. Contact us to request a non-obligatory quote.**

AVX1008-US	AdderView CATx, Single User, 8 Computer Ports	475.62
AVX1016-US	AdderView CATx, Single User, 16 Computer Ports	616.95
AVX4016	AdderView CATx, 4 User, 16-Port Switch	1621.29
AVX4016IP	AdderView CATx IP, 4 User, 16-Port Switch	2290.83
AVX4024	AdderView CATx, 4 User, 24-Port Switch	1908.21
AVX4024IP	AdderView CATx IP, 4 User, 24-Port Switch	2577.75

Adder User Stations and Computer Access Modules

Adder Computer Access Modules (CAMs) allow the user to connect multiple different machine platforms to an Adder CATx switch or KVM extender. Using the CAMs you can control Windows machines, SUN PCs and MACs over the same switch or connect via an extender. Multiple configurations are available for the Adder CAM including USB, PS/2, Audio, VGA etc. **As an authorized Adder reseller, we can bid on RFQs for any Adder part numbers. Contact us to request a non-obligatory quote.**

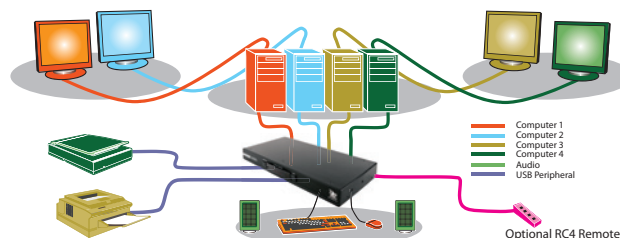
X200R-US	Adder KVM USB User Station, No Audio, No De-skew	334.80
X200A-R-US	Adder KVM USB User Station, with Audio, No De-skew	377.85
X200AS-R-US	Adder KVM USB User Station, with Audio and De-skew	454.37

Adder Command and Control Switch

The Adder Command & Control Switch (CCS-PR04) is a professional grade control switch delivering USB True Emulation for use with modern or custom USB peripherals and audio with RS232 control. Includes Free-Flow Technology, automated mouse switching designed to work with CCS-PR04 to automatically switch between target computers simply by moving the mouse pointer from screen to screen and can be configured for almost any combinations of screens. **As an authorized Adder reseller, we can bid on RFQs for any Adder part numbers. Contact us to request a non-obligatory quote.**

CCS-PR04	Adder 1x4 USB Keyboard and Mouse Switch with Audio and Free-Flow Mouse Switching	717.41
----------	--	--------

Application diagram for CCS-PR04




Item #	Description	List Price
--------	-------------	------------

AdderLink X2 KVM Extenders with Local Console, Extends KVM over Cat5e (or Better) Cabling up to 1,000 Feet (300m)

The AdderLink X2 range of KVM Extenders use the latest technology to deliver perfect video pictures at high resolutions over long distances. Using Cat5e (or better) Cable, the X2 enables you to extend KVM signals up to 300m (1,000 feet). X2s are fitted with a range of advanced features that Adder has developed and enhanced over many years of building robust KVM extenders. Flash upgradeable firmware ensures that the latest upgrades and product enhancements can be readily supported via simple downloads. Great attention has also been paid to the quality of the audio signals to avoid the annoying clicks found on some other KVM extension products. The X2-Gold supports high fidelity bi-directional stereo audio and audio signals are transmitted digitally using 16 bit, 44.1kHz sampling to ensure a low noise level. **As an authorized Adder reseller, we can bid on RFQs for any Adder part numbers. Contact us to request a non-obligatory quote.**

X2-DA-SILVER	AdderLink X2 Silver KVM Extender with Local Console (Pair) No Audio	742.28
X2-DA-GOLD	AdderLink X2 Gold KVM Extender with Local Console (Pair)	871.81



X2-DA-GOLD

AdderLink X Series X-200 Extenders, Extend KVM with Audio over Cat5e (or Better) Cabling up to 1,000 Feet (300m)

Fully featured USB keyboard, video and mouse extender with 44.1kHz digital stereo audio support for two computers. AdderLink X200s have been designed for use in applications where up to two computers can have their keyboard, video, audio and mouse control extended up to 300m (1000 feet) across Cat5e (or better) UTP cable. The AdderLink X200 provides absolute real time keyboard and mouse performance along with hi-definition, hi-resolution video over a VGA interface. **As an authorized Adder reseller, we can bid on RFQs for any Adder part numbers. Contact us to request a non-obligatory quote.**

X200-USB-P-US	AdderLink 100m (330 feet) Extender Pair, USB CAM, No Audio, No De-skew	428.45
X200A-USB-P-US	AdderLink 100m (330 feet) Extender Pair, USB CAM, Audio, No De-skew	493.21
X200AS-USB-P-US	AdderLink 300m (1000 feet) Extender Pair, USB CAM, Audio and De-skew	572.91



X200A-USB-P-US
X200AS-USB-P-US

AdderLink X-USB PRO Extenders, Extend USB and Video over Cat5e (or Better) Cabling up to 1,000 Ft (300m)

Adder's next generation USB, video and audio extenders deliver sharp, bright and high resolution video images and high quality audio at distances up to 300m (1000ft) over a single Cat5e (or better) cable. **As an authorized Adder reseller, we can bid on RFQs for any Adder part numbers. Contact us to request a non-obligatory quote.**

X-USBPRO-US	AdderLink VGA, Audio and 4-Port USB Hub (Full Speed) Extender to 300m over a Single Cat5e (or better) Cable	891.73
X-USBPRO-MS2-US	AdderLink Dual Head VGA, Audio and 4-Port USB Hub (Full Speed) Extender to 300m over Two Cat5e (or better) Cables	1489.54



X-USBPRO-US

AdderLink ipeps KVM over IP

For Enterprise KVM solutions the AdderLink ipeps (IP Engine per Server) provides a non-blocking global solution by providing each computer with a dedicated KVM-via-IP engine. This can be enhanced by using the ADDER.NET Enterprise Management Software that provides a centralized and secure user access management interface. Where a KVM switch exists without KVM-over-IP functionality, the AdderLink ipeps is ideal for adding global management capabilities. Increasing numbers of computers are being used in remote, stand alone applications such as ATMs and digital signage play out devices. The incredibly small size of the AdderLink ipeps makes it perfect for remote management and control of dispersed computers, meaning that many tasks that would have required an expensive site visit can now be done from anywhere. **As an authorized Adder reseller, we can bid on RFQs for any Adder part numbers. Contact us to request a non-obligatory quote.**

AL-IPEPS	AdderLink ipeps KVM over IP	525.15
AL-IPEPS-DA	AdderLink ipeps KVM over IP (with Local Access)	668.61



AL-IPEPS

AdderLink IP KVM over IP

Manage your computers from anywhere in the world with the high-performance AdderLink IP. The AdderLink IP only requires a KVM (keyboard, video, mouse) connection to your computer or KVM switch and doesn't need any custom software to be loaded on your servers. The AdderLink IP is fully compatible with VNC (Virtual Network Computing) and Java based web browsers and doesn't require the purchase of extra software "seat" licenses. Features video modes up to 1280 x 1024 x 75Hz, video captured at 24 bits per pixel, adaptive color depth to match link speed and security features including AES 128 encryption, RSA 2048 authentication, auto logout after selectable inactive period and IP address restriction. Ships with KVM cable, universal power supply and installation CD. Rack mounting kits sold separately. Covered by a 2 year manufacturer's warranty. **As an authorized Adder reseller, we can bid on RFQs for any Adder part numbers. Contact us to request a non-obligatory quote.**

AL-IP	AdderLink IP Stand Alone KVM	1091.01
AL-IP-GOLD	AdderLink IP Gold KVM via IP with DVI and USB	1489.54
ADR-RMK4S	AdderLink IP KVM Rack Mount Kit	78.73
ADR-RMK4D	AdderLink IP KVM Dual Rack Mount Kit	118.57



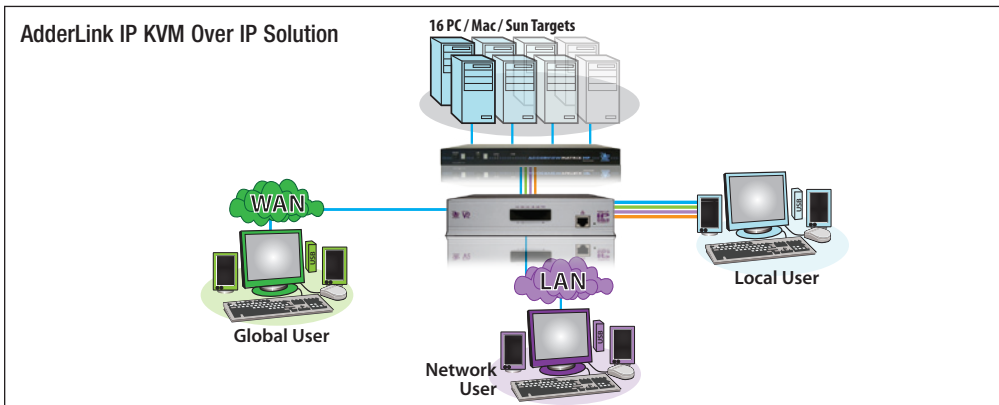
Back view

Front view

AL-IPEPS-DA



AL-IP (Front and Back views)



Coaxial Cabling Tutorial

What is Coaxial Cabling?

A coaxial cable is a two conductor electrical cable consisting of a center conductor and an outer conductor with an insulating spacer between the two.

How is Coaxial Cabling used?

Primarily, coaxial cables are used for the transmission of Radio Frequency energy. The system offers tight control over electrical impedance. This yields excellent performance at high frequencies and superior EMI control/shielding.

Where is Coaxial Cabling used?

A broad range of applications exist for coaxial cabling. The two primary impedance values of 50 and 75 Ohms determine specific applications with 50 Ohms primarily used in data signal applications and 75 Ohms used in video signal applications.

Coaxial Cabling Terms

Attenuation (Insertion Loss): Loss of power. Attenuation is usually measured in dB loss per length of cable (ex. 31.0 dB/100ft.). Attenuation increases as frequency increases.

Bend Radius: The amount of radius a cable can bend without any adverse effects.

Center Conductor: The solid or stranded wire in the middle of the coaxial cable. The conductor diameter is measured by the American Wire Gauge (AWG).

Coaxial Adapter: A device used to change one connector type to another or one gender to another (ex. BNC to SMA Adapter).

Coaxial Cable: A two conductor cylindrical transmission line typically comprised of a center conductor, an insulating dielectric material and an outer conductor (shielding). Coaxial cable can be flexible (typical to the assemblies found in this catalog), semi-rigid or rigid in nature.

Coaxial Connector: The interconnection device found at each end of a coaxial cable assembly. There are many common types of coaxial connectors such as: BNC, SMA, SMB, Type F, etc.

Dielectric: The insulating material that separates the center conductor and shielding.

Electromagnetic Interference (EMI): Electrical or electromagnetic energy that disrupts electrical signals.

Frequency: Number of times a periodic action occurs in one second. Measured in Hertz.

Impedance: The opposition to the flow of alternating or varying current. Measured in Ohms. Two common impedance values are 50 Ohms used primarily for data and 75 Ohms used to transmit video signals.

Insertion Loss: A measurement of attenuation determined by the system output before and after the connection of a cable and/or device.

Jack: The female connector usually containing a center socket.

Microwave Frequencies: Microwave frequencies range from Ultra-High Frequency (UHF) .3-3 GHz, Super High Frequency (SHF) 3-30 GHz to Extremely High Frequency (EHF) 30-300 GHz.

MIL-C-17: MIL-C-17 is a specification document that has been used since the 1940s to standardize the physical and electrical characteristics of coaxial cables. There is no longer any control of RG specifications so cables may perform differently than the cables that adhere to MIL-C-17.

Plug: The male connector usually containing a center pin.

RF (Radio Frequency): A frequency band from 3 MHz to 300 GHz. Primarily used for transmission of radio and television signals.

RG/U: A designation that originated with a US Government specification. No longer in effect.

Currently used as a general reference. (R=Radio Frequency, G=Guide, U=Universal Specification). Letters that appear before the /U characters (i.e. A, B or C) means a specification modification or revision. For instance, it is common in the CB industry to see the designation RG-58A/U. The original RG-58/U coaxial cable had a solid center conductor. The "A" modification replaced the solid center conductor with a more flexible stranded center conductor (that is highly recommended for use in mobile installations). Other designators often seen are: A = Modification to the Solid Core Material Specification, B = Modification to the Outer Jacket Specification, C = Modification of the Dielectric Insulator Specification. These designators are not precise and specifications may vary from one vendor to another.

Shielding: Conductive envelope made of wires or metal foil that covers the dielectric and the center conductor.

Twinaxial: An offshoot of coaxial cabling. Two center conductors with one dielectric and braided shielding.

Velocity of Propagation (VP): Usually expressed as a percentage, VP is the transmission speed of electrical energy in a determined length of cable compared to the speed of light.

VSWR (Voltage Standing Wave Ratio): The ratio of the maximum effective voltage to the minimum effective voltage measured along a RF transmission line. This value generally increases with frequency and higher values are not desirable.

Common Applications for Coaxial Cable Assemblies



Entertainment Systems

Coaxial cable assemblies are used extensively to connect a wide variety of home and commercial entertainment products. Entertainment equipment such as monitors, TVs, cameras, recording equipment and broadcast equipment are interconnected using coaxial cables.

Common cable types:
75Ω - RG6 or RG59

Common connectors:
BNC, F and RCA



GPS

Global Positioning Systems utilize coaxial cable for connections between receiving antennas and other related equipment.

Common cable types:
50Ω - RG58, RG174, RG188 or RG316

Common connectors:
TNC, N, MCX, MMCX and SMA



Video Systems

The transmission of a video signal from a video camera to a display monitor is typically through coaxial cable.

Common cable types:
75Ω - RG59, RG59A/U, RG59B/U or RG179

Common connectors:
BNC, F and RCA



Telecom

The infrastructure of most telecommunication systems relies heavily on coaxial cabling. Cell towers, communications equipment and base station facilities are typical examples of coaxial cable interconnection applications.

Common cable types:
50Ω - RG58, RG223 and RG213

Common connectors:
BNC, TNC and Type N



WAN/LAN

Wide Area Networks and Local Area Networks often utilize coaxial cable for equipment interconnections. Also, reverse polarized connectors are found on many wireless antenna connections.

Common cable types:
50Ω - RG174, RG58

Common connectors:
BNC

Typical Coaxial Cabling (Exploded View):

Center Conductor:
The main signal path. Can be solid or stranded wire.

Shielding:

One of the two conductors in coaxial cable. Braid or braid + foil is typical.

Dielectric:

Insulating material isolates shield from center conductor. This also gives the cable its impedance property.

Jacket:

Insulates and protects shielding and center conductor. Extruded PVC is typical.

Typical Coaxial Connector (BNC Exploded View):

Center Pin:

Terminates to center conductor via crimping or soldering.

Ferrule:

Provides mating surface for coaxial shielding.

Connector (Plug) Body:

Nickel plated brass is typical.

Crimp Sleeve:

Provides strain relief by securing braid to connector.

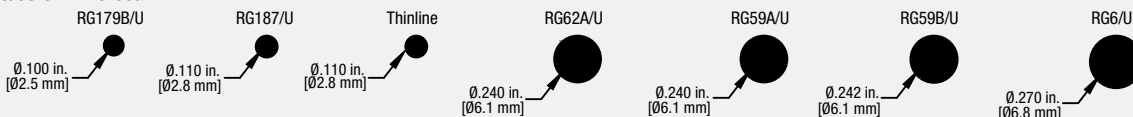
75 Ohm Digital Rated



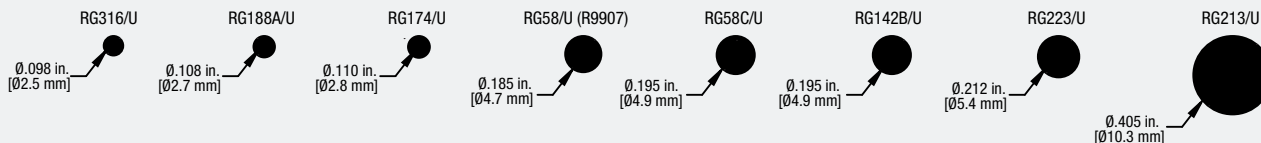
Coaxial Cable Sizing Chart

This chart illustrates the diameter difference between different types of coaxial cable. The drawings below are shown in actual size.

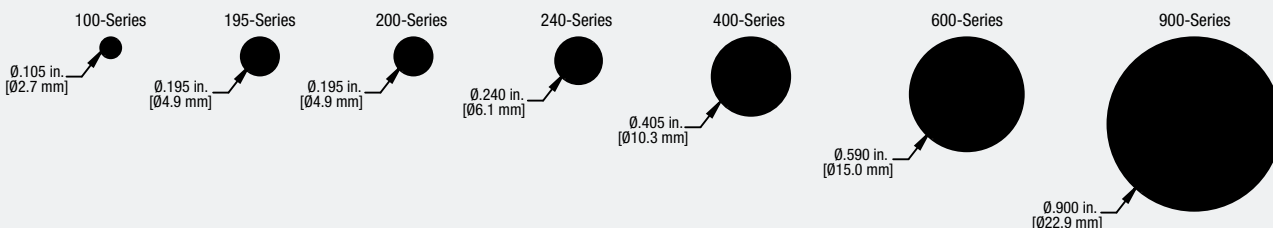
75/98 Ohm RG Coax



50 Ohm RG Coax



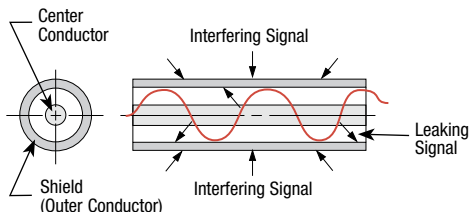
50 Ohm Low-Loss Coax



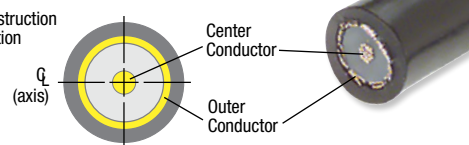
Understanding Coaxial Cable

Coaxial is a term derived from the construction of the cable, as illustrated here. In a coaxial cable an electrical impulse signal is transmitted along the cable length between the center conductor and the outer conductor. The center conductor and the outer conductor share the same center line or axis hence the term coaxial.

Shielding Effectiveness is the relative ability of a shield to screen out undesirable interference. In coaxial cable, the outer conductor provides a shield to keep interfering signals from getting in and to keep signals from leaking out to become undesirable interference for nearby devices. Shielding Effectiveness is measured in dB with higher values indicating better shielding properties. The table below illustrates the relative shielding properties of various shielding types.



Cable Construction Cross Section

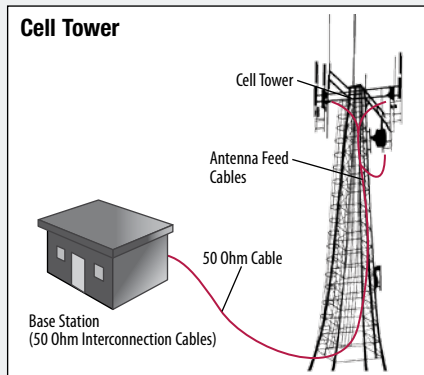
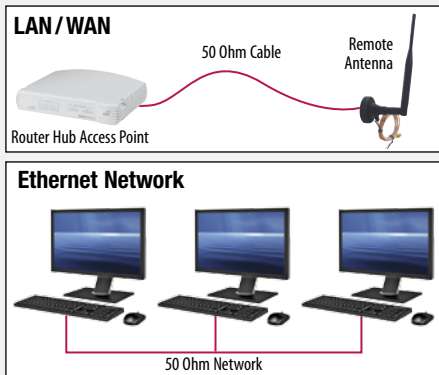


Notice as the shielding density increases there is a correlated increase in the shielding effectiveness value. The best shielding effectiveness value can be found in a rigid coaxial cable due to the solid tube construction of the outer jacket. In this type of cable the limiting factor for shielding effectiveness is the quality of the connector attachment.

Shielding Type			
Single Braid Shield (95% coverage)	Single Braid Shield (60%) + Foil Wrap (100%)	(2) Braids (60%) + (2) Foil Wraps (100%)	Conformable Cable
Approximate Shielding Effectiveness Value			
-55dB	-90dB	-110dB	-150dB

Tip When is 50 Ohm coaxial cable used?

The primary use of 50 Ohm coaxial cable is transmission of a data signal in a two-way communication system. Some of the common applications for 50 Ohm coaxial cable are computer Ethernet backbones, wireless antenna feed cables, GPS (Global Positioning Satellite) antenna feed cables and cell phone systems. The cable assemblies offered in this section cover the most common RG style cables and connector interfaces that are used in these applications.




50 Ohm RG Series Coaxial Cables

Inline SMA Plug to Inline SMA Plug							
Type	Cable Dia.	Length	Item #	1-9	10-24	25-99	100+
RG174/U Center Conductor: 26 AWG bare copper covered steel Min. Bend Radius: 0.47" (12mm) Jacket: Black PVC Operating Temperature: -40°C - +75°C	.110in. (2.8mm)	0.5ft (0.15m)	CC174S-05	20.15	18.94	17.74	CALL
		1.0ft (0.3m)	CC174S-1	20.36	19.14	17.92	CALL
		1.5ft (0.45m)	CC174S-1.5	20.52	19.29	18.05	CALL
		2.0ft (0.6m)	CC174S-2	20.67	19.43	18.19	CALL
		2.5ft (0.75m)	CC174S-2.5	20.83	19.58	18.33	CALL
RG188A/U Center Conductor: 26 AWG silver coated copper covered steel Min. Bend Radius: 0.50" (12.7mm) Jacket: White TFE taped Operating Temperature: -70°C - +200°C	.108in. (2.7mm)	1.0ft (0.3m)	CCS188A-1	16.79	16.11	15.44	CALL
		1.5ft (0.45m)	CCS188A-1.5	17.36	16.66	15.97	CALL
		2.0ft (0.6m)	CCS188A-2	17.93	17.21	16.49	CALL
		2.5ft (0.75m)	CCS188A-2.5	18.50	17.76	17.02	CALL
		3.0ft (0.9m)	CCS188A-3	19.07	18.30	17.54	CALL
RG316/U Center Conductor: 26 AWG silver coated copper covered steel Min. Bend Radius: 0.51" (13mm) Jacket: Brown FEP Operating Temperature: -70°C - +200°C	.098in. (2.5mm)	0.67ft (0.2m)	CCS316-08	16.42	15.77	15.11	CALL
		1.0ft (0.3m)	CCS316-1	16.79	16.11	15.44	CALL
		1.5ft (0.45m)	CCS316-1.5	17.36	16.66	15.97	CALL
		2.0ft (0.6m)	CCS316-2	17.93	17.21	16.49	CALL
		2.5ft (0.75m)	CCS316-2.5	18.50	17.76	17.02	CALL
RG58C/U Center Conductor: 20 AWG tinned copper Min. Bend Radius: 2.00" (50.8mm) Jacket: Black PVC Operating Temperature: -40°C - +85°C	.195in. (5.0mm)	0.5ft (0.15m)	CCS58A-05	16.32	15.34	14.36	CALL
		1.0ft (0.3m)	CCS58A-1	16.48	15.49	14.50	CALL
		1.5ft (0.45m)	CCS58A-1.5	16.63	15.63	14.64	CALL
		2.0ft (0.6m)	CCS58A-2	16.79	15.78	14.77	CALL
		2.5ft (0.75m)	CCS58A-2.5	16.99	15.97	14.95	CALL

Inline SMA Plug to Inline SMA Jack							
Type	Cable Dia.	Length	Item #	1-9	10-24	25-99	100+
RG58C/U Center Conductor: 20 AWG tinned copper Min. Bend Radius: 2.00" (50.8mm) Jacket: Black PVC Operating Temperature: -40°C - +85°C	.195in. (5.0mm)	1.0ft (0.3m)	CCS58AX-1	18.55	17.44	16.32	CALL
		2.5ft (0.75m)	CCS58AX-2.5	19.07	17.92	16.78	CALL
		5.0ft (1.5m)	CCS58AX-5	19.89	18.70	17.51	CALL

Inline SMA Plug to Right Angle SMA Plug							
Type	Cable Dia.	Length	Item #	1-9	10-24	25-99	100+
RG174/U Center Conductor: 26 AWG bare copper covered steel Min. Bend Radius: 0.47" (12mm) Jacket: Black PVC Operating Temperature: -40°C - +75°C	.110in. (2.8mm)	0.5ft (0.15m)	CC174S-05HR	24.09	22.65	21.20	CALL
		1.0ft (0.3m)	CC174S-1HR	24.25	22.79	21.34	CALL
		1.5ft (0.45m)	CC174S-1.5HR	24.40	22.94	21.47	CALL
		2.5ft (0.75m)	CC174S-2.5HR	24.77	23.28	21.79	CALL
		5.0ft (1.5m)	CC174S-5HR	25.59	24.06	22.52	CALL
RG188A/U Center Conductor: 26 AWG silver coated copper covered steel Min. Bend Radius: 0.50" (12.7mm) Jacket: White TFE taped Operating Temperature: -70°C - +200°C	.108in. (2.7mm)	1.0ft (0.3m)	CCSHR188A-1	19.07	18.30	17.54	CALL
		1.5ft (0.45m)	CCSHR188A-1.5	19.58	18.80	18.02	CALL
		2.5ft (0.75m)	CCSHR188A-2.5	20.72	19.90	19.07	CALL
		4.0ft (1.2m)	CCSHR188A-4	22.38	21.49	20.59	CALL
		5.0ft (1.5m)	CCSHR188A-5	23.52	22.58	21.64	CALL
RG316/U Center Conductor: 26 AWG silver coated copper covered steel Min. Bend Radius: 0.51" (13mm) Jacket: Brown FEP Operating Temperature: -70°C - +200°C	.098in. (2.5mm)	1.0ft (0.3m)	CCSHR316-1	19.07	18.30	17.54	CALL
		1.5ft (0.45m)	CCSHR316-1.5	19.58	18.80	18.02	CALL
		2.0ft (0.6m)	CCSHR316-2	20.15	19.35	18.54	CALL
		2.5ft (0.75m)	CCSHR316-2.5	20.72	19.90	19.07	CALL
		3.0ft (0.9m)	CCSHR316-3	21.29	20.44	19.59	CALL
RG58C/U Center Conductor: 20 AWG tinned copper Min. Bend Radius: 2.00" (50.8mm) Jacket: Black PVC Operating Temperature: -40°C - +85°C	.195in. (5.0mm)	0.5ft (0.15m)	CCS58A-05HR	16.37	15.39	14.41	CALL
		1.0ft (0.3m)	CCS58A-1HR	16.53	15.54	14.54	CALL
		1.5ft (0.45m)	CCS58A-1.5HR	16.68	15.68	14.68	CALL
		2.0ft (0.6m)	CCS58A-2HR	16.89	15.88	14.86	CALL
		2.5ft (0.75m)	CCS58A-2.5HR	17.05	16.02	15.00	CALL

Don't see what you are looking for? Be sure to visit L-com.com for a complete listing of all available cable assemblies, as well as our online Custom Cable Configurator and Product Wizards.



CC174S



CCS188A



CCSHR316



CCS58A-HR

Right Angle SMA Plug to Right Angle SMA Plug

Type	Cable Dia.	Length	Item #	1-9	10-24	25-99	100+
RG174/U Center Conductor: 26 AWG bare copper covered steel Min. Bend Radius: 0.47" (12mm) Jacket: Black PVC Operating Temperature: -40°C - +75°C	.110in. (2.8mm)	0.5ft (0.15m)	CC174S-05HR2	29.12	27.37	25.62	CALL
		1.0ft (0.3m)	CC174S-1HR2	29.27	27.52	25.76	CALL
		1.5ft (0.45m)	CC174S-1.5HR2	29.48	27.71	25.94	CALL
		2.5ft (0.75m)	CC174S-2.5HR2	29.79	28.00	26.22	CALL
		5.0ft (1.5m)	CC174S-5HR2	30.62	28.78	26.95	CALL
RG188A/U Center Conductor: 26 AWG silver coated copper covered steel Min. Bend Radius: 0.50" (12.7mm) Jacket: White TFE taped Operating Temperature: -70°C - +200°C	.108in. (2.7mm)	1.0ft (0.3m)	CCSR188A-1	22.38	21.49	20.59	CALL
		1.5ft (0.45m)	CCSR188A-1.5	22.95	22.03	21.12	CALL
		2.0ft (0.6m)	CCSR188A-2	23.52	22.58	21.64	CALL
		2.5ft (0.75m)	CCSR188A-2.5	24.09	23.13	22.16	CALL
		3.0ft (0.9m)	CCSR188A-3	24.66	23.68	22.69	CALL
RG316/U Center Conductor: 26 AWG silver coated copper covered steel Min. Bend Radius: 0.51" (13mm) Jacket: Brown FEP Operating Temperature: -70°C - +200°C	.098in. (2.5mm)	1.0ft (0.3m)	CCSR316-1	22.38	21.49	20.59	CALL
		1.5ft (0.45m)	CCSR316-1.5	22.95	22.03	21.12	CALL
		2.0ft (0.6m)	CCSR316-2	23.52	22.58	21.64	CALL
		2.5ft (0.75m)	CCSR316-2.5	24.09	23.13	22.16	CALL
		3.0ft (0.9m)	CCSR316-3	24.66	23.68	22.69	CALL
RG58C/U Center Conductor: 20 AWG tinned copper Min. Bend Radius: 2.00" (50.8mm) Jacket: Black PVC Operating Temperature: -40°C - +85°C	.195in. (5.0mm)	0.5ft (0.15m)	CCS58A-05HR2	19.84	18.65	17.46	CALL
		1.0ft (0.3m)	CCS58A-1HR2	20.00	18.80	17.60	CALL
		1.5ft (0.45m)	CCS58A-1.5HR2	20.15	18.94	17.74	CALL
		2.5ft (0.75m)	CCS58A-2.5HR2	20.36	19.14	17.92	CALL
		5.0ft (1.5m)	CCS58A-5HR2	21.35	20.06	18.78	CALL
		10.0ft (3.0m)	CCS58A-10HR2	23.00	21.62	20.24	CALL



Inline SMA Plug to Inline BNC Plug

Type	Cable Dia.	Length	Item #	1-9	10-24	25-99	100+
RG174/U Center Conductor: 26 AWG bare copper covered steel Min. Bend Radius: 0.47" (12mm) Jacket: Black PVC Operating Temperature: -40°C - +75°C	.110in. (2.8mm)	0.5ft (0.15m)	CC174SB-05	15.70	14.76	13.81	CALL
		1.0ft (0.3m)	CC174SB-1	15.85	14.90	13.95	CALL
		1.5ft (0.45m)	CC174SB-1.5	16.01	15.05	14.09	CALL
		2.5ft (0.75m)	CC174SB-2.5	16.37	15.39	14.41	CALL
		5.0ft (1.5m)	CC174SB-5	17.20	16.17	15.14	CALL
		10.0ft (3.0m)	CC174SB-10	18.86	17.73	16.60	CALL
		RG58C/U Center Conductor: 20 AWG tinned copper Min. Bend Radius: 2.00" (50.8mm) Jacket: Black PVC Operating Temperature: -40°C - +85°C	.195in. (5.0mm)	1.0ft (0.3m)	CCS58AB-1	13.89	13.05
1.5ft (0.45m)	CCS58AB-1.5			14.09	13.25	12.40	CALL
2.5ft (0.75m)	CCS58AB-2.5			14.40	13.54	12.67	CALL
5.0ft (1.5m)	CCS58AB-5			15.23	14.32	13.40	CALL
7.5ft (2.3m)	CCS58AB-7.5			16.06	15.10	14.13	CALL
10.0ft (3.0m)	CCS58AB-10			16.94	15.93	14.91	CALL



Inline BNC Plug to Inline BNC Plug

Type	Cable Dia.	Length	Item #	1-9	10-24	25-99	100+
RG174/U Center Conductor: 26 AWG bare copper covered steel Min. Bend Radius: 0.47" (12mm) Jacket: Black PVC Operating Temperature: -40°C - +75°C	.110in. (2.8mm)	1.0ft (0.3m)	CC174-1	7.88	7.40	6.93	CALL
		1.5ft (0.45m)	CC174-1.5	8.03	7.55	7.07	CALL
		2.5ft (0.75m)	CC174-2.5	8.34	7.84	7.34	CALL
		5.0ft (1.5m)	CC174-5	9.22	8.67	8.12	CALL
		7.5ft (2.3m)	CC174-7.5	10.05	9.45	8.84	CALL
		25.0ft (7.6m)	CC174-25	15.91	14.95	14.00	CALL
RG58C/U Center Conductor: 20 AWG tinned copper Min. Bend Radius: 2.00" (50.8mm) Jacket: Black PVC Operating Temperature: -40°C - +85°C	.195in. (5.0mm)	1.0ft (0.3m)	CC58C-1	8.19	7.69	7.20	CALL
		2.5ft (0.75m)	CC58C-2.5	8.70	8.18	7.66	CALL
		2.0ft (0.6m)	CC58C-5	9.53	8.96	8.39	CALL
		2.5ft (0.75m)	CC58C-10	11.19	10.52	9.85	CALL
		3.0ft (0.9m)	CC58C-15	12.90	12.13	11.35	CALL
RG58/U ThinNet Plenum Center Conductor: 20 AWG tinned copper Min. Bend Radius: 2.00" (50.8mm) Jacket: Beige PVC Operating Temperature: -40°C - +75°C	.185in. (4.7mm)	4.0ft (1.2m)	CC58C-50	24.66	23.18	21.70	CALL
		1.0ft (0.3m)	CCTN58P-1B	17.93	17.21	16.49	CALL
		2.5ft (0.75m)	CCTN58P-2.5B	20.15	19.35	18.54	CALL
		5.0ft (1.5m)	CCTN58P-5B	25.75	24.72	23.69	CALL
		7.5ft (2.3m)	CCTN58P-7.5B	30.26	29.05	27.84	CALL
		10.0ft (3.0m)	CCTN58P-10B	34.71	33.32	31.94	CALL
RG223/U Center Conductor: 19 AWG solid silver coated copper Min. Bend Radius: 0.98" (25mm) Jacket: Black PVC Operating Temperature: -40°C - +60°C	.212in. (5.4mm)	50.0ft (15.2m)	CCTN58P-50B	97.40	93.51	89.61	CALL
		1.0ft (0.3m)	CC223B-1	21.86	20.99	20.11	CALL
		1.5ft (0.45m)	CC223B-1.5	22.69	21.79	20.88	CALL
		2.5ft (0.75m)	CC223B-2.5	24.35	23.38	22.40	CALL
		5.0ft (1.5m)	CC223B-5	28.55	27.41	26.26	CALL
		10.0ft (3.0m)	CC223B-10	36.94	35.46	33.99	CALL
RG142B/U Center Conductor: 18 AWG solid silver coated copper Min. Bend Radius: 0.98" (25mm) Jacket: Brown FEP Operating Temperature: -70°C - +200°C	.195in. (5.0mm)	15.0ft (4.6m)	CC223B-15	45.33	43.52	41.71	CALL
		1.0ft (0.3m)	CC142B-1	16.63	15.97	15.30	CALL
		2.5ft (0.75m)	CC142B-2.5	19.33	18.55	17.78	CALL
		5.0ft (1.5m)	CC142B-5	23.78	22.83	21.88	CALL
		7.5ft (2.3m)	CC142B-7.5	28.29	27.16	26.03	CALL
RG213/U Center Conductor: 13 AWG bare copper Min. Bend Radius: 1.57" (40mm) Jacket: Black PVC Operating Temperature: -40°C - +80°C	.405in. (10.3mm)	10.0ft (3.0m)	CC142B-10	32.74	31.43	30.12	CALL
		50.0ft (15.2m)	CC142B-50	104.40	100.22	96.05	CALL
		5.0ft (1.5m)	CC213B-5	19.58	18.80	18.02	CALL
		10.0ft (3.0m)	CC213B-10	23.78	22.83	21.88	CALL
		15.0ft (4.6m)	CC213B-15	27.98	26.86	25.74	CALL
		25.0ft (7.6m)	CC213B-25	36.37	34.92	33.46	CALL
		50.0ft (15.2m)	CC213B-50	57.35	55.06	52.77	CALL
		100.0ft (30.5m)	CC213B-100	99.32	95.35	91.37	CALL



50 Ohm Coaxial Cables



CC174-MF

Inline BNC Plug to Inline BNC Jack							
Type	Cable Dia.	Length	Item #	1-9	10-24	25-99	100+
RG174/U Center Conductor: 26 AWG bare copper covered steel Min. Bend Radius: 0.47" (12mm) Jacket: Black PVC Operating Temperature: -40°C - +75°C	.110in. (2.8mm)	1.0ft (0.3m)	CC174-MF-1	15.70	14.76	13.81	CALL
		3.0ft (0.9m)	CC174-MF-3	16.37	15.39	14.41	CALL
		10.0ft (3.0m)	CC174-MF-10	18.70	17.58	16.46	CALL
		15.0ft (4.6m)	CC174-MF-15	20.41	19.19	17.96	CALL
		25.0ft (7.6m)	CC174-MF-25	23.73	22.31	20.88	CALL
RG58C/U Center Conductor: 20 AWG tinned copper Min. Bend Radius: 2.00" (50.8mm) Jacket: Black PVC Operating Temperature: -40°C - +85°C	.195in. (5.0mm)	1.0ft (0.3m)	CC58C-MF-1	15.59	14.66	13.72	CALL
		3.0ft (0.9m)	CC58C-MF-3	16.27	15.29	14.32	CALL
		6.0ft (1.8m)	CC58C-MF-6	17.25	16.22	15.18	CALL
		10.0ft (3.0m)	CC58C-MF-10	18.60	17.48	16.37	CALL
		25.0ft (7.6m)	CC58C-MF-25	23.63	22.21	20.79	CALL
		50.0ft (15.2m)	CC58C-MF-50	32.02	30.10	28.18	CALL



CC58C-HR

Inline BNC Plug to Right Angle BNC Plug							
Type	Cable Dia.	Length	Item #	1-9	10-24	25-99	100+
RG174/U Center Conductor: 26 AWG bare copper covered steel Min. Bend Radius: 0.47" (12mm) Jacket: Black PVC Operating Temperature: -40°C - +75°C	.110in. (2.8mm)	1.0ft (0.3m)	CC174-1HR	11.40	10.71	10.03	CALL
		1.5ft (0.45m)	CC174-1.5HR	11.55	10.86	10.17	CALL
		2.5ft (0.75m)	CC174-2.5HR	11.86	11.15	10.44	CALL
		5.0ft (1.5m)	CC174-5HR	12.75	11.98	11.22	CALL
		7.5ft (2.3m)	CC174-7.5HR	13.57	12.76	11.95	CALL
		10.0ft (3.0m)	CC174-10HR	14.40	13.54	12.67	CALL
RG58C/U Center Conductor: 20 AWG tinned copper Min. Bend Radius: 2.00" (50.8mm) Jacket: Black PVC Operating Temperature: -40°C - +85°C	.195in. (5.0mm)	1.0ft (0.3m)	CC58C-1HR	11.71	11.01	10.30	CALL
		1.5ft (0.45m)	CC58C-1.5HR	11.86	11.15	10.44	CALL
		2.0ft (0.6m)	CC58C-2HR	12.07	11.35	10.62	CALL
		2.5ft (0.75m)	CC58C-2.5HR	12.23	11.49	10.76	CALL
		5.0ft (1.5m)	CC58C-5HR	13.06	12.27	11.49	CALL
		10.0ft (3.0m)	CC58C-10HR	14.77	13.88	12.99	CALL



CC174-HR2

Right Angle BNC Plug to Right Angle BNC Plug							
Type	Cable Dia.	Length	Item #	1-9	10-24	25-99	100+
RG174/U Center Conductor: 26 AWG bare copper covered steel Min. Bend Radius: 0.47" (12mm) Jacket: Black PVC Operating Temperature: -40°C - +75°C	.110in. (2.8mm)	1.0ft (0.3m)	CC174-1HR2	14.77	13.88	12.99	CALL
		1.5ft (0.45m)	CC174-1.5HR2	14.92	14.03	13.13	CALL
		2.5ft (0.75m)	CC174-2.5HR2	15.23	14.32	13.40	CALL
		5.0ft (1.5m)	CC174-5HR2	16.06	15.10	14.13	CALL
		7.5ft (2.3m)	CC174-7.5HR2	16.94	15.93	14.91	CALL
		10.0ft (3.0m)	CC174-10HR2	17.77	16.70	15.64	CALL
RG58C/U Center Conductor: 20 AWG tinned copper Min. Bend Radius: 2.00" (50.8mm) Jacket: Black PVC Operating Temperature: -40°C - +85°C	.195in. (5.0mm)	1.0ft (0.3m)	CC58C-1HR2	13.99	13.15	12.31	CALL
		1.5ft (0.45m)	CC58C-1.5HR2	14.20	13.34	12.49	CALL
		2.0ft (0.6m)	CC58C-2HR2	14.35	13.49	12.63	CALL
		2.5ft (0.75m)	CC58C-2.5HR2	14.51	13.64	12.77	CALL
		5.0ft (1.5m)	CC58C-5HR2	15.34	14.42	13.50	CALL
		10.0ft (3.0m)	CC58C-10HR2	17.05	16.02	15.00	CALL



CCTN58-B

Inline Insulated BNC Plug to Inline Insulated BNC Plug							
Type	Cable Dia.	Length	Item #	1-9	10-24	25-99	100+
RG58/U (R9907) Center Conductor: 20 AWG tinned copper Min. Bend Radius: 2.00" (50.8mm) Jacket: Beige PVC Operating Temperature: -40°C - +75°C	.185in. (4.7mm)	1.0ft (0.3m)	CCTN58-1B	9.53	8.77	8.01	CALL
		3.0ft (0.9m)	CCTN58-3B	10.67	9.82	8.97	CALL
		6.0ft (1.8m)	CCTN58-6B	12.33	11.34	10.36	CALL
		10.0ft (3.0m)	CCTN58-10B	14.56	13.39	12.23	CALL
		25.0ft (7.6m)	CCTN58-25B	21.14	19.45	17.76	CALL
		50.0ft (15.2m)	CCTN58-50B	35.13	32.32	29.51	CALL



CCSB188A

Insulated Right Angle BNC Plug to Insulated Right Angle BNC Plug							
Type	Cable Dia.	Length	Item #	1-9	10-24	25-99	100+
RG58/U (R9907) Center Conductor: 20 AWG tinned copper Min. Bend Radius: 2.00" (50.8mm) Jacket: Beige PVC Operating Temperature: -40°C - +75°C	.185in. (4.7mm)	5.0ft (1.5m)	CCTN58-5HR2B	26.58	22.33	22.33	CALL
		10.0ft (3.0m)	CCTN58-10HR2B	29.38	24.68	24.68	CALL
		15.0ft (4.6m)	CCTN58-15HR2B	32.17	27.03	27.03	CALL
		25.0ft (7.6m)	CCTN58-25HR2B	37.77	31.73	31.73	CALL

Inline SMB Plug to Inline SMB Plug							
Type	Cable Dia.	Length	Item #	1-9	10-24	25-99	100+
RG188A/U Center Conductor: 26 AWG silver coated copper covered steel Min. Bend Radius: 0.50" (12.7mm) Jacket: White TFE taped Operating Temperature: -70°C - +200°C	.108in. (2.7mm)	1.0ft (0.3m)	CCSB188A-1	29.69	28.50	27.31	CALL
		1.5ft (0.45m)	CCSB188A-1.5	30.26	29.05	27.84	CALL
		2.5ft (0.75m)	CCSB188A-2.5	31.35	30.09	28.84	CALL
		5.0ft (1.5m)	CCSB188A-5	34.14	32.78	31.41	CALL
		7.5ft (2.3m)	CCSB188A-7.5	36.94	35.46	33.99	CALL
		10.0ft (3.0m)	CCSB188A-10	39.74	38.15	36.56	CALL
RG316/U Center Conductor: 26 AWG silver coated copper covered steel Min. Bend Radius: 0.51" (13mm) Jacket: Brown FEP Operating Temperature: -70°C - +200°C	.098in. (2.5mm)	1.0ft (0.3m)	CCSB316-1	29.69	28.50	27.31	CALL
		1.5ft (0.45m)	CCSB316-1.5	30.26	29.05	27.84	CALL
		2.5ft (0.75m)	CCSB316-2.5	31.35	30.09	28.84	CALL
		10.0ft (3.0m)	CCSB316-10	39.74	38.15	36.56	CALL

Don't see what you are looking for? Be sure to visit L-com.com for a complete listing of all available cable assemblies, as well as our online Custom Cable Configurator and Product Wizards.

Inline SMC Plug to Inline SMC Plug

Type	Cable Dia.	Length	Item #	1-9	10-24	25-99	100+
RG188A/U Center Conductor: 26 AWG silver coated copper covered steel Min. Bend Radius: 0.50" (12.7mm) Jacket: White TFE taped Operating Temperature: -70°C - +200°C	.108in. (2.7mm)	1.0ft (0.3m)	CCSC188A-1	29.69	28.50	27.31	CALL
		1.5ft (0.45m)	CCSC188A-1.5	30.26	29.05	27.84	CALL
		2.5ft (0.75m)	CCSC188A-2.5	31.35	30.09	28.84	CALL
		5.0ft (1.5m)	CCSC188A-5	34.14	32.78	31.41	CALL
		7.5ft (2.3m)	CCSC188A-7.5	36.94	35.46	33.99	CALL
RG316/U Center Conductor: 26 AWG silver coated copper covered steel Min. Bend Radius: 0.51" (13mm) Jacket: Brown FEP Operating Temperature: -70°C - +200°C	.098in. (2.5mm)	1.0ft (0.3m)	CCSC316-1	29.69	28.50	27.31	CALL
		1.5ft (0.45m)	CCSC316-1.5	30.26	29.05	27.84	CALL
		2.0ft (0.6m)	CCSC316-2	30.78	29.54	28.31	CALL
		2.5ft (0.75m)	CCSC316-2.5	31.35	30.09	28.84	CALL
		5.0ft (1.5m)	CCSC316-5	34.14	32.78	31.41	CALL
		10.0ft (3.0m)	CCSC316-10	39.74	38.15	36.56	CALL



CCSC316

Right Angle MCX Plug to Right Angle MCX Plug

Type	Cable Dia.	Length	Item #	1-9	10-24	25-99	100+
RG188A/U Center Conductor: 26 AWG silver coated copper covered steel Min. Bend Radius: 0.50" (12.7mm) Jacket: White TFE taped Operating Temperature: -70°C - +200°C	.108in. (2.7mm)	1.0ft (0.3m)	CCSM188A-1	29.69	28.50	27.31	CALL
		2.5ft (0.75m)	CCSM188A-2.5	31.35	30.09	28.84	CALL
		5.0ft (1.5m)	CCSM188A-5	34.14	32.78	31.41	CALL
		7.5ft (2.3m)	CCSM188A-7.5	36.94	35.46	33.99	CALL
		10.0ft (3.0m)	CCSM188A-10	39.74	38.15	36.56	CALL
RG316/U Center Conductor: 26 AWG silver coated copper covered steel Min. Bend Radius: 0.51" (13mm) Jacket: Brown FEP Operating Temperature: -70°C - +200°C	.098in. (2.5mm)	1.0ft (0.3m)	CCSM316-1	29.69	28.50	27.31	CALL
		1.5ft (0.45m)	CCSM316-1.5	30.26	29.05	27.84	CALL
		2.5ft (0.75m)	CCSM316-2.5	31.35	30.09	28.84	CALL
		10.0ft (3.0m)	CCSM316-10	39.74	38.15	36.56	CALL



CCSM188A

Inline TNC Plug to Inline TNC Plug

Type	Cable Dia.	Length	Item #	1-9	10-24	25-99	100+
RG58C/U Center Conductor: 20 AWG tinned copper Min. Bend Radius: 2.00" (50.8mm) Jacket: Black PVC Operating Temperature: -40°C - +85°C	.195in. (5.0mm)	1.0ft (0.3m)	CC58T-1	10.78	10.13	9.48	CALL
		3.0ft (0.9m)	CC58T-3	11.45	10.76	10.08	CALL
		10.0ft (3.0m)	CC58T-10	13.78	12.95	12.13	CALL
		15.0ft (4.6m)	CC58T-15	15.49	14.56	13.63	CALL
		25.0ft (7.6m)	CC58T-25	18.81	17.68	16.55	CALL
		50.0ft (15.2m)	CC58T-50	27.20	25.57	23.94	CALL
RG223/U Center Conductor: 19 AWG solid silver coated copper Min. Bend Radius: 0.98" (25mm) Jacket: Black PVC Operating Temperature: -40°C - +60°C	.212in. (5.4mm)	1.0ft (0.3m)	CC223T-1	21.86	20.99	20.11	CALL
		1.5ft (0.45m)	CC223T-1.5	22.69	21.79	20.88	CALL
		2.0ft (0.6m)	CC223T-2	23.52	22.58	21.64	CALL
		2.5ft (0.75m)	CC223T-2.5	24.35	23.38	22.40	CALL
		5.0ft (1.5m)	CC223T-5	28.55	27.41	26.26	CALL
		10.0ft (3.0m)	CC223T-10	36.94	35.46	33.99	CALL
RG213/U Center Conductor: 13 AWG bare copper Min. Bend Radius: 1.57" (40mm) Jacket: Black PVC Operating Temperature: -40°C - +60°C	.405in. (10.3mm)	5.0ft (1.5m)	CC213T-5	20.46	19.65	18.83	CALL
		10.0ft (3.0m)	CC213T-10	24.66	23.68	22.69	CALL
		15.0ft (4.6m)	CC213T-15	28.86	27.70	26.55	CALL
		25.0ft (7.6m)	CC213T-25	37.25	35.76	34.27	CALL
		50.0ft (15.2m)	CC213T-50	58.23	55.91	53.58	CALL
		75.0ft (22.9m)	CC213T-75	79.22	76.05	72.88	CALL



CC223T



CC213

Inline Type N Plug to Inline Type N Plug

Type	Cable Dia.	Length	Item #	1-9	10-24	25-99	100+
RG223/U Center Conductor: 19 AWG solid silver coated copper Min. Bend Radius: 0.98" (25mm) Jacket: Black PVC Operating Temperature: -40°C - +60°C	.212in. (5.4mm)	1.0ft (0.3m)	CC223N-1	33.57	32.23	30.89	CALL
		1.5ft (0.45m)	CC223N-1.5	34.45	33.08	31.70	CALL
		2.5ft (0.75m)	CC223N-2.5	36.11	34.67	33.22	CALL
		5.0ft (1.5m)	CC223N-5	40.31	38.70	37.08	CALL
		7.5ft (2.3m)	CC223N-7.5	44.50	42.72	40.94	CALL
		10.0ft (3.0m)	CC223N-10	48.70	46.75	44.81	CALL
RG213/U Center Conductor: 13 AWG bare copper Min. Bend Radius: 1.57" (40mm) Jacket: Black PVC Operating Temperature: -40°C - +80°C	.405in. (10.3mm)	5.0ft (1.5m)	CC213-5	20.46	19.65	18.83	CALL
		10.0ft (3.0m)	CC213-10	24.66	23.68	22.69	CALL
		15.0ft (4.6m)	CC213-15	28.86	27.70	26.55	CALL
		25.0ft (7.6m)	CC213-25	37.25	35.76	34.27	CALL
		50.0ft (15.2m)	CC213-50	58.23	55.91	53.58	CALL
		75.0ft (22.9m)	CC213-75	79.22	76.05	72.88	CALL



CC58RP

Reverse Polarized TNC Plug to Reverse Polarized TNC Jack

Type	Cable Dia.	Length	Item #	1-9	10-24	25-99	100+
RG58C/U Center Conductor: 20 AWG tinned copper Min. Bend Radius: 2.00" (50.8mm) Jacket: Black PVC Operating Temperature: -40°C - +85°C	.195in. (5.08mm)	5.0ft (1.5m)	CC58RP-5	24.66	23.18	21.70	CALL
		10.0ft (3.0m)	CC58RP-10	27.46	25.81	24.16	CALL
		20.0ft (6.1m)	CC58RP-20	33.05	31.07	29.09	CALL
		25.0ft (7.6m)	CC58RP-25	35.85	33.70	31.55	CALL



CC174RP

Reverse Polarized SMA Plug to Reverse Polarized SMA Jack

Type	Cable Dia.	Length	Item #	1-9	10-24	25-99	100+
RG174/U Center Conductor: 26 AWG bare copper covered steel Min. Bend Radius: 0.47" (12mm) Jacket: Black PVC Operating Temperature: -40°C - +75°C	.110in. (2.8mm)	5.0ft (1.5m)	CC174RP-5	22.12	20.80	19.47	CALL
		10.0ft (3.0m)	CC174RP-10	23.52	22.11	20.70	CALL
		15.0ft (4.6m)	CC174RP-15	24.92	23.43	21.93	CALL
		20.0ft (6.1m)	CC174RP-20	26.32	24.74	23.16	CALL
		25.0ft (7.6m)	CC174RP-25	27.72	26.06	24.39	CALL

Tip *What is Low Loss cable?*

The term low loss refers to the cables relative low attenuation (loss) over distance. The main difference between standard RG cable and low loss coaxial cable is the shielding. Low loss cable has far better shielding than typical RG

style cable thus achieving better low loss characteristics. Additionally, low loss coaxial cables use solid center conductors which offer lower attenuation than stranded conductors that are sometimes found on RG style cables. Low loss coaxial cables are typically used in WLAN, Cellular, PCS, ISM and many other wireless applications.

Low Loss Attenuation Comparison		
Cable	MHz	db / 100ft
RG213/U	2500	14.9
400 Series	2500	6.8

50 Ohm Low Loss Series Coax Pigtaills

1.13mm Series Low Loss Coaxial Pigtaills									
Connectors	Type	Cable Dia.	Length	Item #	1-9	10-24	25-99	100+	
U.FL/Type N Female Bulkhead	1.13mm Mini Pigtaills - Black Center Conductor: Silver plated copper Min. Bend Radius: 0.50" (12mm) Jacket: FEP Operating Temp.: -55°C - +200°C	.105in. (2.7mm)	7.9" (20cm)	CA-UFLNBQC20	18.60	17.11	15.62	CALL	
U.FL/Type N Male			7.9" (20cm)	CA-UFLNMQC20	18.60	17.11	15.62	CALL	
U.FL/Rev. Polarity SMA Jack Bulkhead			7.9" (20cm)	CA-UFLRSBQC20	18.60	17.11	15.62	CALL	
U.FL/SMA Female Bulkhead			7.9" (20cm)	CA-UFLSBQC20	18.60	17.11	15.62	CALL	
U.FL/Unterminated			10.0ft (3.0m)	CA-UFLQ010	19.64	18.07	16.49	CALL	
			7.9" (20cm)	CA-UFLQC20	14.46	13.30	12.14	CALL	

100 Series Low Loss Coaxial Pigtaills									
Connectors	Type	Cable Dia.	Length	Item #	1-9	10-24	25-99	100+	
AIProx/Type N Female Bulkhead	100 Series - Black Center Conductor: Solid bare copper covered steel Min. Bend Radius: 0.25" (6.4mm) Jacket: PVC Operating Temp.: -20°C - +60°C	.105in. (2.7mm)	19" (48.3cm)	CA-AMNFBCN19	10.62	9.56	8.50	CALL	
AIProx/Type N Female			19" (48.3cm)	CA-AMNFCN19	10.36	9.33	8.29	CALL	
AIProx/Type N Male			1.5m	CA-AMNMC1M5	18.44	16.60	14.76	CALL	
			2.5m	CA-AMNMC2M5	19.95	17.95	15.96	CALL	
FME Plug/Reverse Polarity SMA Plug	100 Series - Black (see above for specs)	.105in. (2.7mm)	19" (48.3cm)	CA-RSPFMEPCN19	16.79	15.78	14.77	CALL	
FME Plug/Reverse Polarity TNC Plug			19" (48.3cm)	CA-RTPFMEPCN19	16.79	15.78	14.77	CALL	
FME Plug/FME Jack			19" (48.3cm)	CA-FMEPFMEJCN19	20.46	18.42	16.37	CALL	
MC Card/Type N Female	100 Series - Black (see above for specs)	.105in. (2.7mm)	19" (48.3cm)	CA-MCNFCN19	11.19	10.07	8.95	CALL	
MC Card/Type N Male			1.5m	CA-MCNMC1M5	11.19	10.07	8.95	CALL	
MC Card/Reverse Polarity TNC Plug			19" (48.3cm)	CA-MCNMCN19	8.96	8.07	7.17	CALL	
MC Card/Reverse Polarity TNC Plug			19" (48.3cm)	CA-MCRTPCN19	11.19	10.07	8.95	CALL	
MC Card/Type N Male	100 Series - White	.105in. (2.7mm)	19" (48.3cm)	CA-MCNMDN19	14.56	13.10	11.65	CALL	
MMCX/Type N Female Bulkhead	100 Series - Black (see above for specs)	.105in. (2.7mm)	19" (48.3cm)	CA-MMNFBBCN19	22.38	20.14	17.91	CALL	
MMCX/Type N Female			19" (48.3cm)	CA-MMNFCN19	16.79	15.11	13.43	CALL	
MMCX/Type N Male			19" (48.3cm)	CA-MMNMN19	11.76	10.58	9.41	CALL	
MMCX Straight/Type N Male			19" (48.3cm)	CA-MMNSMN19	22.38	20.14	17.91	CALL	
MCX/Type N Female	100 Series - Black (see above for specs)	.105in. (2.7mm)	19" (48.3cm)	CA-MPNFCN19	16.79	15.11	13.43	CALL	
MCX/Type N Male			19" (48.3cm)	CA-MPNMCN19	16.79	15.11	13.43	CALL	
MCX Plug Right Angle/Type N Male			19" (48.3cm)	CA-MPRNMCN19	16.79	15.11	13.43	CALL	
Reverse Polarity MMCX Plug/Type N Female Bulkhead	100 Series - Black (see above for specs)	.105in. (2.7mm)	19" (48.3cm)	CA-RMMNFBCN19	21.24	19.12	16.99	CALL	
Reverse Polarity MMCX/Type N Female			19" (48.3cm)	CA-RMMNFCN19	16.79	15.11	13.43	CALL	
Reverse Polarity MMCX/Type N Male			19" (48.3cm)	CA-RMMNMN19	11.19	10.07	8.95	CALL	
QMA Plug/QMA Jack Bulkhead	100 Series - Black (see above for specs)	.105in. (2.7mm)	19" (48.3cm)	CA-OPQJBCN19	25.75	24.20	22.66	CALL	
QMA Plug/QMA Jack			19" (48.3cm)	CA-OPQPBCN19	25.75	24.20	22.66	CALL	
Reverse Polarity TNC Plug/Reverse Polarity TNC Jack Bulkhead	100 Series - Black (see above for specs)	.105in. (2.7mm)	19" (48.3cm)	CA-RTPRTJBCN19	17.93	16.85	15.78	CALL	
Reverse Polarity TNC Plug/Reverse Polarity SMA Plug Right Angle			19" (48.3cm)	CA-RTPRSPRCN19	16.79	15.78	14.77	CALL	
Reverse Polarity TNC Plug/Type N Female Bulkhead			19" (48.3cm)	CA-RTPNFBCN19	19.01	17.87	16.73	CALL	
Reverse Polarity TNC Plug/Type N Male			19" (48.3cm)	CA-RTPNMCN19	16.79	15.78	14.77	CALL	
Reverse Polarity SMA Plug/Reverse Polarity TNC Plug	100 Series - Black (see above for specs)	.105in. (2.7mm)	19" (48.3cm)	CA-RSPRTPCN19	16.79	15.78	14.77	CALL	
Reverse Polarity SMA Plug/Reverse Polarity TNC Jack Bulkhead			19" (48.3cm)	CA-RSPRTJBCN19	17.93	16.85	15.78	CALL	
Reverse Polarity SMA Plug/Reverse Polarity SMA Jack Bulkhead			19" (48.3cm)	CA-RSPRSJBCN19	16.79	15.78	14.77	CALL	
Reverse Polarity SMA Plug/Reverse Polarity SMA Plug			19" (48.3cm)	CA-RSPRSPCN19	16.79	15.78	14.77	CALL	
Reverse Polarity SMA Plug/Reverse Polarity SMA Plug Right Angle			19" (48.3cm)	CA-RSPRSPRCN19	17.93	16.85	15.78	CALL	
Reverse Polarity SMA Plug/Type N Male			19" (48.3cm)	CA-RSPNMCN19	16.79	15.78	14.77	CALL	
Reverse Polarity SMA Plug/Type N Female Bulkhead			19" (48.3cm)	CA-RSPNFBCN19	19.01	17.87	16.73	CALL	
SMB Plug Right Angle/SMB Jack			100 Series - Black (see above for specs)	.105in. (2.7mm)	12" (30.5cm)	CA-SBPSRBJCN12	16.27	15.29	14.32
			24" (61cm)	CA-SBPSRBJCN24	17.36	16.31	15.27	CALL	
			30" (76.2cm)	CA-SBPSRBJCN30	17.93	16.85	15.78	CALL	
			36" (91.4cm)	CA-SBPSRBJCN36	18.50	17.39	16.28	CALL	
			48" (121.9cm)	CA-SBPSRBJCN48	19.58	18.41	17.23	CALL	
SMB Plug/SMB Jack	100 Series - Black (see above for specs)	.105in. (2.7mm)	12" (30.5cm)	CA-SBPSBJCN12	16.27	15.29	14.32	CALL	
			24" (61cm)	CA-SBPSBJCN24	17.36	16.31	15.27	CALL	
			30" (76.2cm)	CA-SBPSBJCN30	17.93	16.85	15.78	CALL	
			36" (91.4cm)	CA-SBPSBJCN36	18.50	17.39	16.28	CALL	
			48" (121.9cm)	CA-SBPSBJCN48	19.58	18.41	17.23	CALL	

Don't see what you are looking for? Be sure to visit L-com.com for a complete listing of all available cable assemblies, as well as our online Custom Cable Configurator and Product Wizards.



CA-UFLNMQC20



CA-AMNMCN19




CA-MCNMDN19



CA-MPRNMCN19



CA-RSPRTPCN19



CA-SBPSRBJCN

100 Series Low Loss Coaxial Pigtails

Connectors	Type	Cable Dia.	Length	Item #	1-9	10-24	25-99	100+
SMB Plug Rt. Angle/SMB Plug Rt. Angle	100 Series - Black Center Conductor: Solid bare copper covered steel Min. Bend Radius: 0.25" (6.4mm) Jacket: PVC	.105in. (2.7mm)	12" (30.5cm)	CA-SBPRSBPRCN12	16.27	15.29	14.32	CALL
			18" (45.7cm)	CA-SBPRSBPRCN18	16.79	15.78	14.77	CALL
			24" (61cm)	CA-SBPRSBPRCN24	17.36	16.31	15.27	CALL
			30" (76.2cm)	CA-SBPRSBPRCN30	17.93	16.85	15.78	CALL
			36" (91.4cm)	CA-SBPRSBPRCN36	18.50	17.39	16.28	CALL
SMB Plug/SMB Plug Right Angle	100 Series - Black (see above for specs)	.105in. (2.7mm)	12" (30.5cm)	CA-SBPSBPRCN12	16.27	15.29	14.32	CALL
			18" (45.7cm)	CA-SBPSBPRCN18	16.79	15.78	14.77	CALL
			24" (61cm)	CA-SBPSBPRCN24	17.36	16.31	15.27	CALL
			30" (76.2cm)	CA-SBPSBPRCN30	17.93	16.85	15.78	CALL
			36" (91.4cm)	CA-SBPSBPRCN36	18.50	17.39	16.28	CALL
S/E Type 237 Plug/Type N Male	100 Series - Black (see above for specs)	.105in. (2.7mm)	19" (48.3cm)	CA-SEPNCN19	16.79	15.78	14.77	CALL
			19" (48.3cm)	CA-SEPRJCN19	16.79	15.78	14.77	CALL
S/E Type 237 Plug/RP SMA Jack	100 Series - Black (see above for specs)	.105in. (2.7mm)	19" (48.3cm)	CA-SEPFNCN19	16.79	15.78	14.77	CALL
S/E Type 237 Plug/SMA Female			19" (48.3cm)	CA-SNPTFBCN19	16.79	15.78	14.77	CALL
SMA Nano Plug/TNC Female Bulkhead			19" (48.3cm)	CA-SNPTFCN19	16.79	15.78	14.77	CALL
SMA Nano Plug/TNC Female	100 Series - Black (see above for specs)	.105in. (2.7mm)	19" (48.3cm)	CA-SNPFCN19	16.79	15.78	14.77	CALL
SMA Nano RA Plug/Type N Female			19" (48.3cm)	CA-SNPNFCN19	16.79	15.78	14.77	CALL



BNC Male Right Angle / BNC Male

Type	Cable Dia.	Length	Item #	1-9	10-24	25-99	100+
195-Series Center Conductor: Solid bare copper Min. Bend Radius: 0.50" (12.7mm) Jacket: Polyvinyl Chloride (CMP Grade for Plenum Rated) Operating Temperature: -20°C - +60°C	.195 in. (5.0mm)	2.0ft (0.6m)	CA-BMRBMA002	26.94	24.25	21.55	CALL
		4.0ft (1.2m)	CA-BMRBMA004	27.98	25.18	22.38	CALL
		10.0ft (3.0m)	CA-BMRBMA010	31.09	27.98	24.87	CALL
		20.0ft (6.1m)	CA-BMRBMA020	36.27	32.64	29.01	CALL

BNC Male Right Angle / BNC Male Right Angle

Type	Cable Dia.	Length	Item #	1-9	10-24	25-99	100+
195-Series Center Conductor: Solid bare copper Min. Bend Radius: 0.50" (12.7mm) Jacket: Polyvinyl Chloride (CMP Grade for Plenum Rated) Operating Temperature: -20°C - +60°C	.195 in. (5.0mm)	2.0ft (0.6m)	CA-BMRBMRA002	26.94	24.25	21.55	CALL
		4.0ft (1.2m)	CA-BMRBMRA004	27.98	25.18	22.38	CALL
		10.0ft (3.0m)	CA-BMRBMRA010	31.09	27.98	24.87	CALL
		20.0ft (6.1m)	CA-BMRBMRA020	36.27	32.64	29.01	CALL

Type N Male / Type N Male

Type	Cable Dia.	Length	Item #	1-9	10-24	25-99	100+
195-Series Center Conductor: Solid bare copper Min. Bend Radius: 0.50" (12.7mm) Jacket: Polyvinyl Chloride (CMP Grade for Plenum Rated) Operating Temperature: -20°C - +60°C	.195 in. (5.0mm)	2.0ft (0.6m)	CA-NMMA002	15.54	13.99	12.43	CALL
		4.0ft (1.2m)	CA-NMMA004	16.58	14.92	13.26	CALL
		10.0ft (3.0m)	CA-NMMA010	19.69	17.72	15.75	CALL
		20.0ft (6.1m)	CA-NMMA020	24.87	22.38	19.90	CALL
200-Series Center Conductor: Solid copper Min. Bend Radius: 0.50" (12.7mm) Jacket: Polyethylene Operating Temperature: -40°C - +80°C	.195 in. (5.0mm)	2.0ft (0.6m)	CA-NMME002	19.79	17.81	15.83	CALL
		4.0ft (1.2m)	CA-NMME004	20.93	18.84	16.74	CALL
		10.0ft (3.0m)	CA-NMME010	24.35	21.92	19.48	CALL
		20.0ft (6.1m)	CA-NMME020	30.05	27.04	24.04	CALL
		50.0ft (15.2m)	CA-NMME050	47.15	42.43	37.72	CALL
		240-Series Center Conductor: Solid copper Min. Bend Radius: 0.75" (19.1mm) Jacket: Polyethylene Operating Temperature: -40°C - +80°C	.240 in. (6.1mm)	2.0ft (0.6m)	CA-NMNT002	19.95	17.95
4.0ft (1.2m)	CA-NMNT004			21.29	19.16	17.04	CALL
10.0ft (3.0m)	CA-NMNT010			25.34	22.80	20.27	CALL
20.0ft (6.1m)	CA-NMNT020			32.07	28.86	25.66	CALL
400-Series Center Conductor: Copper clad aluminum Min. Bend Radius: 1.0" (25.4mm) Jacket: Polyethylene Operating Temperature: -40°C - +80°C	.405 in. (10.3mm)	2.0ft (0.6m)	CA3N002	22.54	20.28	18.03	CALL
		10.0ft (3.0m)	CA3N010	28.75	25.88	23.00	CALL
		20.0ft (6.1m)	CA3N020	36.53	32.87	29.22	CALL
		25.0ft (7.6m)	CA3N025	40.41	36.37	32.33	CALL
		30.0ft (9.0m)	CA3N030	44.30	39.87	35.44	CALL
		40.0ft (12.0m)	CA3N040	52.07	46.86	41.66	CALL
		50.0ft (15.2m)	CA3N050	59.84	53.86	47.87	CALL
		75.0ft (22.9m)	CA3N075	85.75	77.17	68.60	CALL
		100.0ft (30.5m)	CA3N100	111.65	100.49	89.32	CALL
		400UF-Series Ultra Flex Center Conductor: Stranded bare copper Min. Bend Radius: 1.0" (25.4mm) Jacket: Black Thermoplastic Elastomer Operating Temperature: -40°C - +85°C	.405 in. (10.3mm)	5.0ft (1.5m)	CA-NMNMH005	22.90	21.53
10.0ft (3.0m)	CA-NMNMH010			29.12	27.37	25.62	CALL
15.0ft (4.6m)	CA-NMNMH015			35.33	33.21	31.09	CALL
25.0ft (7.6m)	CA-NMNMH025			47.77	44.90	42.04	CALL
50.0ft (15.2m)	CA-NMNMH050			78.85	74.12	69.39	CALL
75.0ft (22.9m)	CA-NMNMH075			109.94	103.34	96.75	CALL
100.0ft (30.5m)	CA-NMNMH100			141.97	138.61	135.25	CALL
600-Series Center Conductor: Solid copper Min. Bend Radius: 1.50" (38.1mm) Jacket: Polyethylene Operating Temperature: -40°C - +80°C	.590 in. (15.0mm)	25.0ft (7.6m)	CA-6NMM025	69.17	63.63	58.10	CALL
		50.0ft (15.2m)	CA-6NMM050	114.50	105.34	96.18	CALL
		75.0ft (22.9m)	CA-6NMM075	159.83	147.05	134.26	CALL
		100.0ft (30.5m)	CA-6NMM100	215.53	198.29	181.04	CALL
		125.0ft (38.1m)	CA-6NMM125	260.86	239.99	219.13	CALL
		150.0ft (45.7m)	CA-6NMM150	309.31	284.56	259.82	CALL
		200.0ft (60.1m)	CA-6NMM200	396.86	365.12	333.37	CALL
		250.0ft (75.3m)	CA-6NMM250	487.53	448.53	409.53	CALL
900-Series Center Conductor: BC Tube Min. Bend Radius: 3.0" (76.2mm) Jacket: Polyethylene Operating Temperature: -40°C - +85°C	.870 in. (22.1mm)	25.0ft (7.6m)	CA-9NMM025	691.66	636.33	581.00	CALL
		50.0ft (15.2m)	CA-9NMM050	813.42	748.34	683.27	CALL
		75.0ft (22.9m)	CA-9NMM075	935.17	860.36	785.54	CALL
		100.0ft (30.5m)	CA-9NMM100	1056.92	972.37	887.82	CALL




CA-NMRNMF



CA-NMNF



CA-6NMNF



CA-NMRRSPA



CA-NMRRSJA

Type N Male Right Angle / Type N Male

Type	Cable Dia.	Length	Item #	1-9	10-24	25-99	100+
195-Series Center Conductor: Solid bare copper Min. Bend Radius: 0.50" (12.7mm) Jacket: Polyvinyl Chloride (CMP Grade for Plenum Rated) Operating Temperature: -20°C - +60°C	.195 in. (5.0mm)	2.0ft (0.6m)	CA-NMRNMA002	33.68	30.31	26.94	CALL
		4.0ft (1.2m)	CA-NMRNMA004	34.71	31.24	27.77	CALL
		10.0ft (3.0m)	CA-NMRNMA010	37.82	34.04	30.26	CALL
		20.0ft (6.1m)	CA-NMRNMA020	43.00	38.70	34.40	CALL
400-Series Center Conductor: Copper clad aluminum Min. Bend Radius: 1.0" (25.4mm) Jacket: Polyethylene Operating Temperature: -40°C - +80°C	.405 in. (10.3mm)	2.0ft (0.6m)	CA-NMRNMF002	21.50	19.35	17.20	CALL
		10.0ft (3.0m)	CA-NMRNMF010	27.72	24.95	22.17	CALL
		25.0ft (7.6m)	CA-NMRNMF025	39.38	35.44	31.50	CALL
		50.0ft (15.2m)	CA-NMRNMF050	58.80	52.92	47.04	CALL

Type N Male / Type N Female

Type	Cable Dia.	Length	Item #	1-9	10-24	25-99	100+
195-Series Center Conductor: Solid bare copper Min. Bend Radius: 0.50" (12.7mm) Jacket: Polyvinyl Chloride (CMP Grade for Plenum Rated) Operating Temperature: -20°C - +60°C	.195 in. (5.0mm)	2.0ft (0.6m)	CA-NMNF002	16.06	14.45	12.85	CALL
		4.0ft (1.2m)	CA-NMNF004	17.10	15.39	13.68	CALL
		10.0ft (3.0m)	CA-NMNF010	20.21	18.19	16.16	CALL
		20.0ft (6.1m)	CA-NMNF020	25.39	22.85	20.31	CALL
200-Series Center Conductor: Solid copper Min. Bend Radius: 0.50" (12.7mm) Jacket: Polyethylene Operating Temperature: -40°C - +80°C	.195 in. (5.0mm)	2.0ft (0.6m)	CA-NMNF002	19.79	17.81	15.83	CALL
		4.0ft (1.2m)	CA-NMNF004	20.93	18.84	16.74	CALL
		10.0ft (3.0m)	CA-NMNF010	24.35	21.92	19.48	CALL
		20.0ft (6.1m)	CA-NMNF020	30.05	27.04	24.04	CALL
240-Series Center Conductor: Solid copper Min. Bend Radius: 0.75" (19.1mm) Jacket: Polyethylene Operating Temperature: -40°C - +80°C	.240 in. (6.1mm)	2.0ft (0.6m)	CA-NMNF002	19.95	17.95	15.96	CALL
		4.0ft (1.2m)	CA-NMNF004	21.29	19.16	17.04	CALL
		10.0ft (3.0m)	CA-NMNF010	25.34	22.80	20.27	CALL
		20.0ft (6.1m)	CA-NMNF020	32.07	28.86	25.66	CALL
400-Series Center Conductor: Copper clad aluminum Min. Bend Radius: 1.0" (25.4mm) Jacket: Polyethylene Operating Temperature: -40°C - +80°C	.405 in. (10.3mm)	2.0ft (0.6m)	CA4N002	22.80	20.52	18.24	CALL
		10.0ft (3.0m)	CA4N010	29.01	26.11	23.21	CALL
		20.0ft (6.1m)	CA4N020	36.79	33.11	29.43	CALL
		25.0ft (7.6m)	CA4N025	40.67	36.60	32.54	CALL
		50.0ft (15.2m)	CA4N050	60.10	54.09	48.08	CALL
		100.0ft (30.5m)	CA4N100	111.91	100.72	89.53	CALL
400UF-Series Ultra Flex Center Conductor: Stranded bare copper Min. Bend Radius: 1.0" (25.4mm) Jacket: Black Thermoplastic Elastomer Operating Temperature: -40°C - +85°C	.405 in. (10.3mm)	5.0ft (1.5m)	CA-NMNFH005	22.38	21.04	19.70	CALL
		10.0ft (3.0m)	CA-NMNFH010	28.60	26.88	25.17	CALL
		15.0ft (4.6m)	CA-NMNFH015	34.82	32.73	30.64	CALL
		25.0ft (7.6m)	CA-NMNFH025	47.25	44.42	41.58	CALL
		50.0ft (15.2m)	CA-NMNFH050	78.34	73.64	68.94	CALL
		75.0ft (22.9m)	CA-NMNFH075	109.42	102.86	96.29	CALL
600-Series Center Conductor: Solid copper Min. Bend Radius: 1.50" (38.1mm) Jacket: Polyethylene Operating Temperature: -40°C - +80°C	.590 in. (15.0mm)	25.0ft (7.6m)	CA-6NMNF025	69.17	63.63	58.10	CALL
		50.0ft (15.2m)	CA-6NMNF050	114.50	105.34	96.18	CALL
		75.0ft (22.9m)	CA-6NMNF075	159.83	147.05	134.26	CALL
		100.0ft (30.5m)	CA-6NMNF100	215.53	198.29	181.04	CALL
		150.0ft (45.7m)	CA-6NMNF150	306.20	281.70	257.21	CALL
		200.0ft (60.1m)	CA-6NMNF200	396.86	365.12	333.37	CALL
900-Series Center Conductor: BC Tube Min. Bend Radius: 3.0" (76.2mm) Jacket: Polyethylene Operating Temperature: -40°C - +85°C	.870 in. (22.1mm)	25.0ft (7.6m)	CA-9NMNF025	691.66	636.33	581.00	CALL
		50.0ft (15.2m)	CA-9NMNF050	813.42	748.34	683.27	CALL
		75.0ft (22.9m)	CA-9NMNF075	935.17	860.36	785.54	CALL
		100.0ft (30.5m)	CA-9NMNF100	1056.92	972.37	887.82	CALL

Type N Male Right Angle / Reverse Polarity SMA Plug

Type	Cable Dia.	Length	Item #	1-9	10-24	25-99	100+
195-Series Center Conductor: Solid bare copper Min. Bend Radius: 0.50" (12.7mm) Jacket: Polyvinyl Chloride (CMP Grade for Plenum Rated) Operating Temperature: -20°C - +60°C	.195 in. (5.0mm)	2.0ft (0.6m)	CA-NMRRSPA002	31.09	27.98	24.87	CALL
		4.0ft (1.2m)	CA-NMRRSPA004	32.12	28.91	25.70	CALL
		10.0ft (3.0m)	CA-NMRRSPA010	35.23	31.71	28.18	CALL
		20.0ft (6.1m)	CA-NMRRSPA020	40.41	36.37	32.33	CALL

Type N Male Right Angle / Reverse Polarity SMA Jack

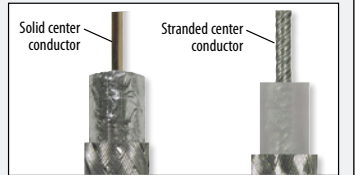
Type	Cable Dia.	Length	Item #	1-9	10-24	25-99	100+
195-Series Center Conductor: Solid bare copper Min. Bend Radius: 0.50" (12.7mm) Jacket: Polyvinyl Chloride (CMP Grade for Plenum Rated) Operating Temperature: -20°C - +60°C	.195 in. (5.0mm)	2.0ft (0.6m)	CA-NMRRSJA002	28.24	25.41	22.59	CALL
		4.0ft (1.2m)	CA-NMRRSJA004	29.27	26.35	23.42	CALL
		10.0ft (3.0m)	CA-NMRRSJA010	32.38	29.14	25.91	CALL
		20.0ft (6.1m)	CA-NMRRSJA020	37.56	33.81	30.05	CALL

Tip Solid vs stranded center conductors

In coaxial cable there is a trade off in center conductor construction. A solid center conductor will give the best attenuation performance but will be somewhat stiff, while a stranded center conductor will be more flexible but have slightly higher attenuation.

Online Video

L-com.com/Videos/A19



Type N Male Right Angle / SMA Male

Type	Cable Dia.	Length	Item #	1-9	10-24	25-99	100+
195-Series Center Conductor: Solid bare copper Min. Bend Radius: 0.50" (12.7mm) Jacket: Polyvinyl Chloride (CMP Grade for Plenum Rated) Operating Temperature: -20°C - +60°C	.195 in. (5.0mm)	2.0ft (0.6m)	CA-NMRSMA002	14.51	13.06	11.61	CALL
		4.0ft (1.2m)	CA-NMRSMA004	15.54	13.99	12.43	CALL
		10.0ft (3.0m)	CA-NMRSMA010	18.65	16.79	14.92	CALL
		20.0ft (6.1m)	CA-NMRSMA020	23.83	21.45	19.07	CALL

Type N Male Right Angle / TNC Male

Type	Cable Dia.	Length	Item #	1-9	10-24	25-99	100+
195-Series Center Conductor: Solid bare copper Min. Bend Radius: 0.50" (12.7mm) Jacket: Polyvinyl Chloride (CMP Grade for Plenum Rated) Operating Temperature: -20°C - +60°C	.195 in. (5.0mm)	2.0ft (0.6m)	CA-NMRTMA002	18.65	16.79	14.92	CALL
		4.0ft (1.2m)	CA-NMRTMA004	19.69	17.72	15.75	CALL
		10.0ft (3.0m)	CA-NMRTMA010	22.80	20.52	18.24	CALL
		20.0ft (6.1m)	CA-NMRTMA020	27.98	25.18	22.38	CALL

Reverse Polarity BNC Plug / Type N Male

Type	Cable Dia.	Length	Item #	1-9	10-24	25-99	100+
195-Series Center Conductor: Solid bare copper Min. Bend Radius: 0.50" (12.7mm) Jacket: Polyvinyl Chloride (CMP Grade for Plenum Rated) Operating Temperature: -20°C - +60°C	.195 in. (5.0mm)	2.0ft (0.6m)	CA-RBPNA002	20.21	18.19	16.16	CALL
		4.0ft (1.2m)	CA-RBPNA004	21.24	19.12	16.99	CALL
		10.0ft (3.0m)	CA-RBPNA010	24.35	21.92	19.48	CALL
		20.0ft (6.1m)	CA-RBPNA020	29.53	26.58	23.63	CALL

Reverse Polarity SMA Plug / Type N Male

Type	Cable Dia.	Length	Item #	1-9	10-24	25-99	100+
195-Series Center Conductor: Solid bare copper Min. Bend Radius: 0.50" (12.7mm) Jacket: Polyvinyl Chloride (CMP Grade for Plenum Rated) Operating Temperature: -20°C - +60°C	.195 in. (5.0mm)	2.0ft (0.6m)	CA-RSPNMA002	16.58	14.92	13.26	CALL
		4.0ft (1.2m)	CA-RSPNMA004	17.62	15.85	14.09	CALL
		10.0ft (3.0m)	CA-RSPNMA010	20.72	18.65	16.58	CALL
		20.0ft (6.1m)	CA-RSPNMA020	25.91	23.31	20.72	CALL
200-Series Center Conductor: Solid copper Min. Bend Radius: 0.50" (12.7mm) Jacket: Polyethylene Operating Temperature: -40°C - +80°C	.195 in. (5.0mm)	2.0ft (0.6m)	CA-RSPNME002	18.76	16.88	15.00	CALL
		4.0ft (1.2m)	CA-RSPNME004	19.89	17.91	15.92	CALL
		10.0ft (3.0m)	CA-RSPNME010	23.31	20.98	18.65	CALL
		20.0ft (6.1m)	CA-RSPNME020	29.01	26.11	23.21	CALL
400-Series Center Conductor: Copper clad aluminum Min. Bend Radius: 1.0" (25.4mm) Jacket: Polyethylene Operating Temperature: -40°C - +80°C	.405 in. (10.3mm)	2.0ft (0.6m)	CA4NMRSF002	24.87	22.38	19.90	CALL
		10.0ft (3.0m)	CA4NMRSF010	31.09	27.98	24.87	CALL
		20.0ft (6.1m)	CA4NMRSF020	38.86	34.97	31.09	CALL
		25.0ft (7.6m)	CA4NMRSF025	42.74	38.47	34.19	CALL
		30.0ft (9.0m)	CA4NMRSF030	46.63	41.97	37.30	CALL
		50.0ft (15.2m)	CA4NMRSF050	62.17	55.95	49.74	CALL
400UF-Series Center Conductor: Stranded bare copper Min. Bend Radius: 1.0" (25.4mm) Jacket: Black Thermoplastic Elastomer Operating Temperature: -40°C - +85°C	.405 in. (10.3mm)	5.0ft (1.5m)	CA-NMRSPH005	20.05	18.85	17.64	CALL
		10.0ft (3.0m)	CA-NMRSPH010	26.27	24.69	23.12	CALL
		15.0ft (4.6m)	CA-NMRSPH015	32.48	30.54	28.59	CALL
		25.0ft (7.6m)	CA-NMRSPH025	44.92	42.22	39.53	CALL
		50.0ft (15.2m)	CA-NMRSPH050	76.01	71.44	66.88	CALL
		75.0ft (22.9m)	CA-NMRSPH075	107.09	100.67	94.24	CALL
100.0ft (30.5)	CA-NMRSPH100	138.18	129.89	121.60	CALL		

Reverse Polarity SMA Plug / Type N Female

Type	Cable Dia.	Length	Item #	1-9	10-24	25-99	100+
195-Series Center Conductor: Solid bare copper Min. Bend Radius: 0.50" (12.7mm) Jacket: Polyvinyl Chloride (CMP Grade for Plenum Rated) Operating Temperature: -20°C - +60°C	.195 in. (5.0mm)	2.0ft (0.6m)	CA-RSPNFA002	15.02	13.52	12.02	CALL
		4.0ft (1.2m)	CA-RSPNFA004	16.06	14.45	12.85	CALL
		10.0ft (3.0m)	CA-RSPNFA010	19.17	17.25	15.34	CALL
		20.0ft (6.1m)	CA-RSPNFA020	24.35	21.92	19.48	CALL

Reverse Polarity SMA Plug / Type N Female Bulkhead

Type	Cable Dia.	Length	Item #	1-9	10-24	25-99	100+
195-Series Center Conductor: Solid bare copper Min. Bend Radius: 0.50" (12.7mm) Jacket: Polyvinyl Chloride (CMP Grade for Plenum Rated) Operating Temperature: -20°C - +60°C	.195 in. (5.0mm)	2.0ft (0.6m)	CA-RSPNFA002	18.65	16.79	14.92	CALL
		4.0ft (1.2m)	CA-RSPNFA004	19.69	17.72	15.75	CALL
		10.0ft (3.0m)	CA-RSPNFA010	23.06	20.75	18.44	CALL
		20.0ft (6.1m)	CA-RSPNFA020	28.24	25.41	22.59	CALL

Reverse Polarity SMA Plug / Reverse Polarity SMA Jack

Type	Cable Dia.	Length	Item #	1-9	10-24	25-99	100+
195-Series Center Conductor: Solid bare copper Min. Bend Radius: 0.50" (12.7mm) Jacket: Polyvinyl Chloride (CMP Grade for Plenum Rated) Operating Temperature: -20°C - +60°C	.195 in. (5.0mm)	2.0ft (0.6m)	CA-RSPRSJA002	18.65	16.79	14.92	CALL
		4.0ft (1.2m)	CA-RSPRSJA004	19.69	17.72	15.75	CALL
		10.0ft (3.0m)	CA-RSPRSJA010	22.80	20.52	18.24	CALL
		20.0ft (6.1m)	CA-RSPRSJA020	27.98	25.18	22.38	CALL

Reverse Polarity SMA Jack / Reverse Polarity TNC Plug

Type	Cable Dia.	Length	Item #	1-9	10-24	25-99	100+
195-Series Center Conductor: Solid bare copper Min. Bend Radius: 0.50" (12.7mm) Jacket: Polyvinyl Chloride (CMP Grade for Plenum Rated) Operating Temperature: -20°C - +60°C	.195 in. (5.0mm)	2.0ft (0.6m)	CA-RSJRTPA002	17.62	15.85	14.09	CALL
		4.0ft (1.2m)	CA-RSJRTPA004	18.65	16.79	14.92	CALL
		10.0ft (3.0m)	CA-RSJRTPA010	21.76	19.58	17.41	CALL
		20.0ft (6.1m)	CA-RSJRTPA020	26.94	24.25	21.55	CALL



CA-NMRSMA



CA-NMRTMA



CA-RBPNA



CA4NMRSF



CA-RSPNFA



CA-RSPRSJA



CA-RSJRTPA

Don't see what you are looking for? Be sure to visit L-com.com for a complete listing of all available cable assemblies, as well as our online Custom Cable Configurator and Product Wizards.



CA-RTPNME



CA-6RTPNM



CA-RTPNFT




CA-RTPNFBA



CA-RTMRTF

Tip *Identifying a reverse polarized connector*

A reverse polarized coaxial connector alters a standard polarized connector interface by utilizing a male center pin in a jack body or a female center pin in a plug body. Reverse polarity connectors are sometimes used in an attempt to "key" connections so that incorrect connections are not possible. This also prevents mating with a standard non-polarized connector. Common reverse polarized interfaces are RP-SMA and RP-TNC.



Reverse Polarity TNC Plug/Type N Male

Type	Cable Dia.	Length	Item #	1-9	10-24	25-99	100+
195-Series Center Conductor: Solid bare copper Min. Bend Radius: 0.50" (12.7mm) Jacket: Polyvinyl Chloride (CMP Grade for Plenum Rated) Operating Temperature: -20°C - +60°C	.195 in. (5.0mm)	2.0ft (0.6m)	CA-RTPNMA002	11.40	10.26	9.12	CALL
		4.0ft (1.2m)	CA-RTPNMA004	12.43	11.19	9.95	CALL
		10.0ft (3.0m)	CA-RTPNMA010	15.54	13.99	12.43	CALL
		20.0ft (6.1m)	CA-RTPNMA020	20.72	18.65	16.58	CALL
200-Series Center Conductor: Solid copper Min. Bend Radius: 0.50" (12.7mm) Jacket: Polyethylene Operating Temperature: -40°C - +80°C	.195 in. (5.0mm)	2.0ft (0.6m)	CA-RTPNME002	18.76	16.88	15.00	CALL
		4.0ft (1.2m)	CA-RTPNME004	19.89	17.91	15.92	CALL
		10.0ft (3.0m)	CA-RTPNME010	23.31	20.98	18.65	CALL
		20.0ft (6.1m)	CA-RTPNME020	29.01	26.11	23.21	CALL
240-Series Center Conductor: Solid copper Min. Bend Radius: 0.75" (19.1mm) Jacket: Polyethylene Operating Temperature: -40°C - +80°C	.240 in. (6.1mm)	2.0ft (0.6m)	CA-RTPNMT002	18.91	17.02	15.13	CALL
		4.0ft (1.2m)	CA-RTPNMT004	20.26	18.23	16.21	CALL
		10.0ft (3.0m)	CA-RTPNMT010	24.30	21.87	19.44	CALL
		20.0ft (6.1m)	CA-RTPNMT020	31.03	27.93	24.83	CALL
400-Series Center Conductor: Copper clad aluminum Min. Bend Radius: 1.0" (25.4mm) Jacket: Polyethylene Operating Temperature: -40°C - +80°C	.405 in. (10.3mm)	2.0ft (0.6m)	CA4NMRTF002	24.87	22.38	19.90	CALL
		10.0ft (3.0m)	CA4NMRTF010	31.09	27.98	24.87	CALL
		20.0ft (6.1m)	CA4NMRTF020	38.86	34.97	31.09	CALL
		25.0ft (7.6m)	CA4NMRTF025	42.74	38.47	34.19	CALL
		50.0ft (15.2m)	CA4NMRTF050	62.17	55.95	49.74	CALL
		100.0ft (30.5m)	CA4NMRTF100	113.98	102.58	91.19	CALL
400UF-Series Ultra Flex Center Conductor: Stranded bare copper Min. Bend Radius: 1.0" (25.4mm) Jacket: Black Thermoplastic Elastomer Operating Temperature: -40°C - +85°C	.405 in. (10.3mm)	5.0ft (1.5m)	CA-NMRTPH005	25.08	23.57	22.07	CALL
		10.0ft (3.0m)	CA-NMRTPH010	31.29	29.42	27.54	CALL
		15.0ft (4.6m)	CA-NMRTPH015	37.51	35.26	33.01	CALL
		25.0ft (7.6m)	CA-NMRTPH025	49.94	46.95	43.95	CALL
		50.0ft (15.2m)	CA-NMRTPH050	81.03	76.17	71.31	CALL
		75.0ft (22.9m)	CA-NMRTPH075	112.12	105.39	98.66	CALL
600-Series Center Conductor: Solid copper Min. Bend Radius: 1.50" (38.1mm) Jacket: Polyethylene Operating Temperature: -40°C - +80°C	.590 in. (15.0mm)	10.0ft (3.0m)	CA-6RTPNM010	41.97	38.61	35.25	CALL
		25.0ft (7.6m)	CA-6RTPNM025	69.17	63.63	58.10	CALL
		50.0ft (15.2m)	CA-6RTPNM050	114.50	105.34	96.18	CALL
		75.0ft (22.9m)	CA-6RTPNM075	159.83	147.05	134.26	CALL
		100.0ft (30.5m)	CA-6RTPNM100	215.53	198.29	181.04	CALL

Reverse Polarity TNC Plug/Type N Female

Type	Cable Dia.	Length	Item #	1-9	10-24	25-99	100+
195-Series Center Conductor: Solid bare copper Min. Bend Radius: 0.50" (12.7mm) Jacket: Polyvinyl Chloride (CMP Grade for Plenum Rated) Operating Temperature: -20°C - +60°C	.195 in. (5.0mm)	2.0ft (0.6m)	CA-RTPNFA002	18.65	16.79	14.92	CALL
		4.0ft (1.2m)	CA-RTPNFA004	19.69	17.72	15.75	CALL
		10.0ft (3.0m)	CA-RTPNFA010	22.80	20.52	18.24	CALL
		20.0ft (6.1m)	CA-RTPNFA020	27.98	25.18	22.38	CALL
240-Series Center Conductor: Solid copper Min. Bend Radius: 0.75" (19.1mm) Jacket: Polyethylene Operating Temperature: -40°C - +80°C	.240 in. (6.1mm)	2.0ft (0.6m)	CA-RTPNFT002	18.91	17.02	15.13	CALL
		4.0ft (1.2m)	CA-RTPNFT004	20.26	18.23	16.21	CALL
		10.0ft (3.0m)	CA-RTPNFT010	24.30	21.87	19.44	CALL
		20.0ft (6.1m)	CA-RTPNFT020	31.03	27.93	24.83	CALL

Reverse Polarity TNC Plug/Type N Female Bulkhead

Type	Cable Dia.	Length	Item #	1-9	10-24	25-99	100+
195-Series Center Conductor: Solid bare copper Min. Bend Radius: 0.50" (12.7mm) Jacket: Polyvinyl Chloride (CMP Grade for Plenum Rated) Operating Temperature: -20°C - +60°C	.195 in. (5.0mm)	2.0ft (0.6m)	CA-RTPNFBA002	18.65	16.79	14.92	CALL
		4.0ft (1.2m)	CA-RTPNFBA004	19.69	17.72	15.75	CALL
		10.0ft (3.0m)	CA-RTPNFBA010	22.80	20.52	18.24	CALL
		20.0ft (6.1m)	CA-RTPNFBA020	27.98	25.18	22.38	CALL

Reverse Polarity TNC Plug/Reverse Polarity TNC Jack

Type	Cable Dia.	Length	Item #	1-9	10-24	25-99	100+
195-Series Center Conductor: Solid bare copper Min. Bend Radius: 0.50" (12.7mm) Jacket: Polyvinyl Chloride (CMP Grade for Plenum Rated) Operating Temperature: -20°C - +60°C	.195 in. (5.0mm)	2.0ft (0.6m)	CA-RTPRTJA002	17.62	15.85	14.09	CALL
		4.0ft (1.2m)	CA-RTPRTJA004	18.65	16.79	14.92	CALL
		10.0ft (3.0m)	CA-RTPRTJA010	21.76	19.58	17.41	CALL
		20.0ft (6.1m)	CA-RTPRTJA020	26.94	24.25	21.55	CALL
400-Series Center Conductor: Copper clad aluminum Min. Bend Radius: 1.0" (25.4mm) Jacket: Polyethylene Operating Temperature: -40°C - +80°C	.405 in. (10.3mm)	2.0ft (0.6m)	CA4RTMRTF002	24.87	22.38	19.90	CALL
		10.0ft (3.0m)	CA4RTMRTF010	31.09	27.98	24.87	CALL
		20.0ft (6.1m)	CA4RTMRTF020	38.86	34.97	31.09	CALL
		25.0ft (7.6m)	CA4RTMRTF025	42.74	38.47	34.19	CALL
		50.0ft (15.2m)	CA4RTMRTF050	62.17	55.95	49.74	CALL

Reverse Polarity TNC Plug Right Angle/Type N Male

Type	Cable Dia.	Length	Item #	1-9	10-24	25-99	100+
195-Series Center Conductor: Solid bare copper Min. Bend Radius: 0.50" (12.7mm) Jacket: Polyvinyl Chloride (CMP Grade for Plenum Rated) Operating Temperature: -20°C - +60°C	.195 in. (5.0mm)	2.0ft (0.6m)	CA-RTPRNMA002	14.51	13.06	11.61	CALL
		4.0ft (1.2m)	CA-RTPRNMA004	15.54	13.99	12.43	CALL
		10.0ft (3.0m)	CA-RTPRNMA010	18.65	16.79	14.92	CALL
		20.0ft (6.1m)	CA-RTPRNMA020	23.83	21.45	19.07	CALL

Reverse Polarity TNC Plug / Reverse Polarity TNC Plug

Type	Cable Dia.	Length	Item #	1-9	10-24	25-99	100+
195-Series Center Conductor: Solid bare copper Min. Bend Radius: 0.50" (12.7mm) Jacket: Polyvinyl Chloride (CMP Grade for Plenum Rated) Operating Temperature: -20°C - +60°C	.195 in. (5.0mm)	2.0ft (0.6m)	CA-RTPRTPA002	17.62	15.85	14.09	CALL
		4.0ft (1.2m)	CA-RTPRTPA004	18.65	16.79	14.92	CALL
		10.0ft (3.0m)	CA-RTPRTPA010	21.76	19.58	17.41	CALL
		20.0ft (6.1m)	CA-RTPRTPA020	26.94	24.25	21.55	CALL
400-Series Center Conductor: Copper clad aluminum Min. Bend Radius: 1.0" (25.4mm) Jacket: Polyethylene Operating Temperature: -40°C - +80°C	.405 in. (10.3mm)	2.0ft (0.6m)	CA4RTPRTP002	24.87	22.38	19.90	CALL
		10.0ft (3.0m)	CA4RTPRTP010	31.09	27.98	24.87	CALL
		50.0ft (15.2m)	CA4RTPRTP050	62.17	55.95	49.74	CALL

SMA Male/Type N Male

Type	Cable Dia.	Length	Item #	1-9	10-24	25-99	100+
195-Series Center Conductor: Solid bare copper Min. Bend Radius: 0.50" (12.7mm) Jacket: Polyvinyl Chloride (CMP Grade for Plenum Rated) Operating Temperature: -20°C - +60°C	.195 in. (5.0mm)	2.0ft (0.6m)	CA-SMNMA002	14.51	13.06	11.61	CALL
		4.0ft (1.2m)	CA-SMNMA004	15.54	13.99	12.43	CALL
		10.0ft (3.0m)	CA-SMNMA010	18.65	16.79	14.92	CALL
		20.0ft (6.1m)	CA-SMNMA020	23.83	21.45	19.07	CALL
240-Series Center Conductor: Solid copper Min. Bend Radius: 0.75" (19.1mm) Jacket: Polyethylene Operating Temperature: -40°C - +80°C	.240 in. (6.1mm)	2.0ft (0.6m)	CA-SMNMT002	18.91	17.02	15.13	CALL
		4.0ft (1.2m)	CA-SMNMT004	20.26	18.23	16.21	CALL
		10.0ft (3.0m)	CA-SMNMT010	24.30	21.87	19.44	CALL
		20.0ft (6.1m)	CA-SMNMT020	31.03	27.93	24.83	CALL
400-Series Center Conductor: Copper clad aluminum Min. Bend Radius: 1.0" (25.4mm) Jacket: Polyethylene Operating Temperature: -40°C - +80°C	.405 in. (10.3mm)	2.0ft (0.6m)	CA4NMSM002	27.98	25.18	22.38	CALL
		10.0ft (3.0m)	CA4NMSM010	34.19	30.78	27.36	CALL
		25.0ft (7.6m)	CA4NMSM025	45.85	41.27	36.68	CALL

SMA Male/Type N Female

Type	Cable Dia.	Length	Item #	1-9	10-24	25-99	100+
195-Series Center Conductor: Solid bare copper Min. Bend Radius: 0.50" (12.7mm) Jacket: Polyvinyl Chloride (CMP Grade for Plenum Rated) Operating Temperature: -20°C - +60°C	.195 in. (5.0mm)	2.0ft (0.6m)	CA-SMNFA002	14.51	13.06	11.61	CALL
		4.0ft (1.2m)	CA-SMNFA004	15.54	13.99	12.43	CALL
		10.0ft (3.0m)	CA-SMNFA010	18.65	16.79	14.92	CALL
		20.0ft (6.1m)	CA-SMNFA020	23.83	21.45	19.07	CALL

SMA Male/Type N Female Bulkhead

Type	Cable Dia.	Length	Item #	1-9	10-24	25-99	100+
195-Series Center Conductor: Solid bare copper Min. Bend Radius: 0.50" (12.7mm) Jacket: Polyvinyl Chloride (CMP Grade for Plenum Rated) Operating Temperature: -20°C - +60°C	.195 in. (5.0mm)	2.0ft (0.6m)	CA-SMNFBA002	24.87	22.38	19.90	CALL
		4.0ft (1.2m)	CA-SMNFBA004	25.91	23.31	20.72	CALL
		10.0ft (3.0m)	CA-SMNFBA010	29.01	26.11	23.21	CALL
		20.0ft (6.1m)	CA-SMNFBA020	34.19	30.78	27.36	CALL

SMA Male Right Angle/Type N Male

Type	Cable Dia.	Length	Item #	1-9	10-24	25-99	100+
195-Series Center Conductor: Solid bare copper Min. Bend Radius: 0.50" (12.7mm) Jacket: Polyvinyl Chloride (CMP Grade for Plenum Rated) Operating Temperature: -20°C - +60°C	.195 in. (5.0mm)	2.0ft (0.6m)	CA-SMRNMA002	14.51	13.06	11.61	CALL
		4.0ft (1.2m)	CA-SMRNMA004	15.54	13.99	12.43	CALL
		10.0ft (3.0m)	CA-SMRNMA010	18.65	16.79	14.92	CALL
		20.0ft (6.1m)	CA-SMRNMA020	23.83	21.45	19.07	CALL

SMA Male Right Angle/Type N Female

Type	Cable Dia.	Length	Item #	1-9	10-24	25-99	100+
195-Series Center Conductor: Solid bare copper Min. Bend Radius: 0.50" (12.7mm) Jacket: Polyvinyl Chloride (CMP Grade for Plenum Rated) Operating Temperature: -20°C - +60°C	.195 in. (5.0mm)	2.0ft (0.6m)	CA-SMRNFA002	20.21	18.19	16.16	CALL
		4.0ft (1.2m)	CA-SMRNFA004	21.24	19.12	16.99	CALL
		10.0ft (3.0m)	CA-SMRNFA010	24.35	21.92	19.48	CALL
		20.0ft (6.1m)	CA-SMRNFA020	29.53	26.58	23.63	CALL

SMA Male Right Angle/Type N Female Bulkhead

Type	Cable Dia.	Length	Item #	1-9	10-24	25-99	100+
195-Series Center Conductor: Solid bare copper Min. Bend Radius: 0.50" (12.7mm) Jacket: Polyvinyl Chloride (CMP Grade for Plenum Rated) Operating Temperature: -20°C - +60°C	.195 in. (5.0mm)	2.0ft (0.6m)	CA-SMRNFBA002	24.35	21.92	19.48	CALL
		4.0ft (1.2m)	CA-SMRNFBA004	25.39	22.85	20.31	CALL
		10.0ft (3.0m)	CA-SMRNFBA010	28.50	25.65	22.80	CALL
		20.0ft (6.1m)	CA-SMRNFBA020	33.68	30.31	26.94	CALL



CA-RTPRNMA



CA-RTPRTP



CA-SMNMT



CA-SMNF



CA-SMRNMA



CA-SMRNFBA

Don't see what you are looking for? Be sure to visit L-com.com for a complete listing of all available cable assemblies, as well as our online Custom Cable Configurator and Product Wizards.



TNC Male/Type N Male							
Type	Cable Dia.	Length	Item #	1-9	10-24	25-99	100+
195-Series Center Conductor: Solid bare copper Min. Bend Radius: 0.50" (12.7mm) Jacket: Polyvinyl Chloride (CMP Grade for Plenum Rated) Operating Temperature: -20°C - +60°C	.195 in. (5.0mm)	2.0ft (0.6m)	CA-TMNMA002	18.65	16.79	14.92	CALL
		4.0ft (1.2m)	CA-TMNMA004	19.69	17.72	15.75	CALL
		10.0ft (3.0m)	CA-TMNMA010	22.80	20.52	18.24	CALL
		20.0ft (6.1m)	CA-TMNMA020	27.98	25.18	22.38	CALL

TNC Male/Type N Female							
Type	Cable Dia.	Length	Item #	1-9	10-24	25-99	100+
195-Series Center Conductor: Solid bare copper Min. Bend Radius: 0.50" (12.7mm) Jacket: Polyvinyl Chloride (CMP Grade for Plenum Rated) Operating Temperature: -20°C - +60°C	.195 in. (5.0mm)	2.0ft (0.6m)	CA-TMNFA002	18.65	16.79	14.92	CALL
		4.0ft (1.2m)	CA-TMNFA004	19.69	17.72	15.75	CALL
		10.0ft (3.0m)	CA-TMNFA010	22.80	20.52	18.24	CALL
		20.0ft (6.1m)	CA-TMNFA020	27.98	25.18	22.38	CALL


Type F Male/Type N Male							
Type	Cable Dia.	Length	Item #	1-9	10-24	25-99	100+
195-Series Center Conductor: Solid bare copper Min. Bend Radius: 0.50" (12.7mm) Jacket: Polyvinyl Chloride (CMP Grade for Plenum Rated) Operating Temperature: -20°C - +60°C	.195 in. (5.0mm)	2.0ft (0.6m)	CA-FMNMA002	19.17	17.25	15.34	CALL
		4.0ft (1.2m)	CA-FMNMA004	20.21	18.19	16.16	CALL
		10.0ft (3.0m)	CA-FMNMA010	23.31	20.98	18.65	CALL
		20.0ft (6.1m)	CA-FMNMA020	28.50	25.65	22.80	CALL

QMA Plug Right Angle/Type N Male							
Type	Cable Dia.	Length	Item #	1-9	10-24	25-99	100+
195-Series Center Conductor: Solid bare copper Min. Bend Radius: 0.50" (12.7mm) Jacket: Polyvinyl Chloride (CMP Grade for Plenum Rated) Operating Temperature: -20°C - +60°C	.195 in. (5.0mm)	2.0ft (0.6m)	CA-QPNMA002	28.50	25.65	22.80	CALL
		4.0ft (1.2m)	CA-QPNMA004	29.53	26.58	23.63	CALL
		10.0ft (3.0m)	CA-QPNMA010	32.64	29.38	26.11	CALL
		20.0ft (6.1m)	CA-QPNMA020	37.82	34.04	30.26	CALL

Plenum Rated Low PIM Series Coaxial Assemblies

L-com's Plenum Rated Low PIM cable assemblies feature RG401 or RG402 cable and are available with 7/16 DIN Male and Type N Male connectors. Ideal for Distributed Antenna Systems (DAS), these cables assemblies are not only Plenum Rated, but feature PIM specifications as low -160 dBc. These cables assemblies are available to order using L-com's online cable configurator. Customers can select cable type, connector options and select custom lengths in inches, feet or meter.

RG402 Plenum Rated Low PIM Coaxial Cable

RG402 	RG402 • Center Conductor: .036" (0.93mm) solid silver plated copper • Outer Conductor: .138" (3.5mm) Tinned soaked copper braid • Jacket: Blue FEP • Operating Temperature: -55°C - +125°C • Low PIM @ 900~1800 MHz: ≤ -160 dBc	ATTENUATION @ 20°C & Seal Level	
		MHz	db/100m
		150	15.61
		450	27.04
		900	38.24
		200	57.0
		2500	63.73
		5800	97


50 Ohm Impedance

Base pricing for RG401 Cable Assemblies: \$70.00

LENGTH PRICING ADDERS:

Inch - \$0.64/Per Inch	Foot: \$7.62/Per Foot	Meter: \$25.00/Per Meter	Example: 2 Meter Cable Assembly = \$120.00
------------------------	-----------------------	--------------------------	--

RG401 Plenum Rated Low PIM Coaxial Cable

RG401 	RG401 • Center Conductor: .064" (1.6mm) solid silver plated copper • Outer Conductor: .244" (6.2mm) Tinned soaked copper braid • Jacket: Blue FEP • Operating Temperature: -55°C - +125°C • Low PIM @ 900~1800 MHz: ≤ -160 dBc	ATTENUATION @ 20°C & Seal Level	
		GHz	db/m
		0.5	0.187
		1.0	0.275
		3.0	0.506

50 Ohm Impedance

Base pricing for RG401 Cable Assemblies: \$70.00

LENGTH PRICING ADDERS:

Inch - \$0.51/Per Inch	Foot: \$6.10/Per Foot	Meter: \$20.00/Per Meter	Example: 2 Meter Cable Assembly = \$110.00
------------------------	-----------------------	--------------------------	--

Item #	Description	Cable Type	Attachment	1-9	10-24	25-99	100+
Low PIM Coaxial Connectors - 50 Ohm							
ADM-1P100	7/16 DIN Male	RG401	Solder	10.36	9.53	8.70	CALL
ADM-1P200	7/16 DIN Male	RG402	Solder	10.36	9.53	8.70	CALL
ANM-1P100	Type N Male	RG401	Solder	10.36	9.53	8.70	CALL
ANM-1P200	Type N Male	RG402	Solder	10.36	9.53	8.70	CALL

Low PIM Coaxial Adapters - 50 Ohm

AXA-PDMDF	7/16 DIN Male / 7/16 DIN Male	77.72	71.50	65.28	CALL
AXA-PDMDF	7/16 DIN Male / 7/16 DIN Female	77.72	71.50	65.28	CALL
AXA-PNMNF	Type N Male / Type N Female	67.35	61.96	56.58	CALL
AXA-PNMF	Type N Female / Type N Female	51.81	47.67	43.52	CALL

Semi-Rigid and Formable 50 Ohm Coaxial Assemblies

L-com offers quality crafted Semi-Rigid and Formable coax cable assemblies for use in a wide array of applications. These cable assemblies are designed, manufactured and tested using state of the art equipment to ensure the highest quality to our customers.

Have custom cable requirements? We can custom build your Semi-Rigid and Formable cable assemblies using the very best in forming and stripping equipment. In addition to our standard cable types, we can build cable assemblies using Semi-Rigid Low Loss Aluminum or Copper cable from sizes of .047 (1.2mm) to .250 (6.4mm) with a wide array of available connector types. Contact us today with your custom cable requirements.



Tip *What is the difference between Semi-Rigid and Formable cable?*

Semi-rigid cable is a coaxial form using a solid copper outer sheath. This type of coax offers superior screening compared to cables with a braided outer conductor, especially at higher frequencies. The major disadvantage is that the cable, as its name implies, is not very flexible, and is not intended to be flexed after initial forming. This type of cable is also called "hard line" cable.

Formable cable is a flexible reformable alternative to semi-rigid coaxial cable used where flexibility is required. Formable cable can be stripped and formed by hand without the need for special tools, similar to standard coaxial cable. Also this cable type is ideal for laying out and designing pre-bent semi-rigid assemblies.

.085 Semi-Rigid Cables

Type	Cable Dia.	Length	Connectors	Item #	1-9	10-24	25-99	100+
.085 Semi-Rigid Inner Conductor: Silver plated copper covered steel Outer Conductor: Tin plated copper	.085 in. (2.2mm)	6.0in (152.4mm)	N Male/N Male	CA-085SCNMM006	49.22	46.27	43.31	CALL
		12.0in (304.8mm)	N Male/N Male	CA-085SCNMM012	52.85	49.68	46.50	CALL
		18.0in (457.2mm)	N Male/N Male	CA-085SCNMM018	56.47	53.08	49.70	CALL
		6.0in (152.4mm)	N Male/N Female	CA-085SCNMF006	48.96	46.02	43.09	CALL
		12.0in (304.8mm)	N Male/N Female	CA-085SCNMF012	52.59	49.43	46.28	CALL
		18.0in (457.2mm)	N Male/N Female	CA-085SCNMF018	56.21	52.84	49.47	CALL
		6.0in (152.4mm)	N Male/SMA Male	CA-085SCNMSM006	47.92	45.05	42.17	CALL
		12.0in (304.8mm)	N Male/SMA Male	CA-085SCNMSM012	51.55	48.46	45.36	CALL
		18.0in (457.2mm)	N Male/SMA Male	CA-085SCNMSM018	55.18	51.87	48.56	CALL
		6.0in (152.4mm)	SMA Male/SMA Male	CA-085SCSMSM006	46.89	44.07	41.26	CALL
		12.0in (304.8mm)	SMA Male/SMA Male	CA-085SCSMSM012	50.51	47.48	44.45	CALL
		18.0in (457.2mm)	SMA Male/SMA Male	CA-085SCSMSM018	54.14	50.89	47.64	CALL

.141 Semi-Rigid Cables

Type	Cable Dia.	Length	Connectors	Item #	1-9	10-24	25-99	100+
.141 Semi-Rigid Inner Conductor: Silver plated copper covered steel Outer Conductor: Tin plated copper	.141 in. (3.6mm)	6.0in (152.4mm)	N Male/N Male	CA-141SCNMM006	52.85	49.68	46.50	CALL
		12.0in (304.8mm)	N Male/N Male	CA-141SCNMM012	56.99	53.57	50.15	CALL
		18.0in (457.2mm)	N Male/N Male	CA-141SCNMM018	61.14	57.47	53.80	CALL
		6.0in (152.4mm)	N Male/N Female	CA-141SCNMF006	52.59	49.43	46.28	CALL
		12.0in (304.8mm)	N Male/N Female	CA-141SCNMF012	56.73	53.33	49.92	CALL
		18.0in (457.2mm)	N Male/N Female	CA-141SCNMF018	60.88	57.22	53.57	CALL
		6.0in (152.4mm)	N Male/SMA Male	CA-141SCNMSM006	51.55	48.46	45.36	CALL
		12.0in (304.8mm)	N Male/SMA Male	CA-141SCNMSM012	55.70	52.35	49.01	CALL
		18.0in (457.2mm)	N Male/SMA Male	CA-141SCNMSM018	59.84	56.25	52.66	CALL
		6.0in (152.4mm)	SMA Male/SMA Male	CA-141SCSMSM006	50.51	47.48	44.45	CALL
		12.0in (304.8mm)	SMA Male/SMA Male	CA-141SCSMSM012	54.66	51.38	48.10	CALL
		18.0in (457.2mm)	SMA Male/SMA Male	CA-141SCSMSM018	58.80	55.28	51.75	CALL

.085 Formable Cables

Type	Cable Dia.	Length	Connectors	Item #	1-9	10-24	25-99	100+
.085 Formable Inner Conductor: Silver plated copper covered steel Outer Conductor: Tin overcoat-tinned annealed copper wire braiding	.085 in. (2.2mm)	6.0in (152.4mm)	N Male/N Male	CA-085FNMM006	49.22	46.27	43.31	CALL
		12.0in (304.8mm)	N Male/N Male	CA-085FNMM012	52.85	49.68	46.50	CALL
		18.0in (457.2mm)	N Male/N Male	CA-085FNMM018	56.47	53.08	49.70	CALL
		6.0in (152.4mm)	N Male/N Female	CA-085FNMF006	48.96	46.02	43.09	CALL
		12.0in (304.8mm)	N Male/N Female	CA-085FNMF012	52.59	49.43	46.28	CALL
		18.0in (457.2mm)	N Male/N Female	CA-085FNMF018	56.21	52.84	49.47	CALL
		6.0in (152.4mm)	N Male/SMA Male	CA-085FNMSM006	47.92	45.05	42.17	CALL
		12.0in (304.8mm)	N Male/SMA Male	CA-085FNMSM012	51.55	48.46	45.36	CALL
		18.0in (457.2mm)	N Male/SMA Male	CA-085FNMSM018	55.18	51.87	48.56	CALL
		6.0in (152.4mm)	SMA Male/SMA Male	CA-085FSMSM006	46.89	44.07	41.26	CALL
		12.0in (304.8mm)	SMA Male/SMA Male	CA-085FSMSM012	50.51	47.48	44.45	CALL
		18.0in (457.2mm)	SMA Male/SMA Male	CA-085FSMSM018	54.14	50.89	47.64	CALL

.141 Formable Cables

Type	Cable Dia.	Length	Connectors	Item #	1-9	10-24	25-99	100+
.141 Formable Inner Conductor: Silver plated copper covered steel Outer Conductor: Tin overcoat-tinned annealed copper wire braiding	.141 in. (3.6mm)	6.0in (152.4mm)	N Male/N Male	CA-141FNMM006	52.85	49.68	46.50	CALL
		12.0in (304.8mm)	N Male/N Male	CA-141FNMM012	56.99	53.57	50.15	CALL
		18.0in (457.2mm)	N Male/N Male	CA-141FNMM018	61.14	57.47	53.80	CALL
		6.0in (152.4mm)	N Male/N Female	CA-141FNMF006	52.59	49.43	46.28	CALL
		12.0in (304.8mm)	N Male/N Female	CA-141FNMF012	56.73	53.33	49.92	CALL
		18.0in (457.2mm)	N Male/N Female	CA-141FNMF018	60.88	57.22	53.57	CALL
		6.0in (152.4mm)	N Male/SMA Male	CA-141FNMSM006	51.55	48.46	45.36	CALL
		12.0in (304.8mm)	N Male/SMA Male	CA-141FNMSM012	55.70	52.35	49.01	CALL
		18.0in (457.2mm)	N Male/SMA Male	CA-141FNMSM018	59.84	56.25	52.66	CALL
		6.0in (152.4mm)	SMA Male/SMA Male	CA-141FSMSM006	50.51	47.48	44.45	CALL
		12.0in (304.8mm)	SMA Male/SMA Male	CA-141FSMSM012	54.66	51.38	48.10	CALL
		18.0in (457.2mm)	SMA Male/SMA Male	CA-141FSMSM018	58.80	55.28	51.75	CALL



CA-6DMDM

7/16 DIN Male to 7/16 DIN Male							
Type	Cable Dia.	Length	Item #	1-9	10-24	25-99	100+
400-Series Center Conductor: Copper clad aluminum Min. Bend Radius: 1.0" (25.4mm) Jacket: Polyethylene Operating Temperature: -40°C - +80°C	.405 in. (10.3mm)	10.0ft (3.0m)	CA-DMDMF010	95.85	88.18	80.51	CALL
		15.0ft (4.6m)	CA-DMDMF015	99.73	91.76	83.78	CALL
		25.0ft (7.6m)	CA-DMDMF025	107.51	98.91	90.30	CALL
		50.0ft (15.2m)	CA-DMDMF050	126.93	116.78	106.62	CALL
		75.0ft (22.9m)	CA-DMDMF075	146.36	134.65	122.95	CALL
		100.0ft (30.5m)	CA-DMDMF100	176.15	162.06	147.97	CALL
400UF-Series Ultra Flex Center Conductor: Stranded bare copper Min. Bend Radius: 1.0" (25.4mm) Jacket: Black Thermoplastic Elastomer Operating Temperature: -40°C - +85°C	.405 in. (10.3mm)	10.0ft (3.0m)	CA-DMDMH010	100.51	92.47	84.43	CALL
		15.0ft (4.6m)	CA-DMDMH015	106.73	98.19	89.65	CALL
		25.0ft (7.6m)	CA-DMDMH025	119.16	109.63	100.10	CALL
		50.0ft (15.2m)	CA-DMDMH050	150.25	138.23	126.21	CALL
		75.0ft (22.9m)	CA-DMDMH075	181.34	166.83	152.32	CALL
		100.0ft (30.5m)	CA-DMDMH100	222.78	204.96	187.14	CALL
600-Series Center Conductor: Solid copper Min. Bend Radius: 1.50" (38.1mm) Jacket: Polyethylene Operating Temperature: -40°C - +80°C	.590 in. (15.0mm)	10.0ft (3.0m)	CA-6DMDM010	116.57	107.25	97.92	CALL
		25.0ft (7.6m)	CA-6DMDM025	143.77	132.27	120.77	CALL
		50.0ft (15.2m)	CA-6DMDM050	189.11	173.98	158.85	CALL
		75.0ft (22.9m)	CA-6DMDM075	234.44	215.68	196.93	CALL
		100.0ft (30.5m)	CA-6DMDM100	290.14	266.93	243.71	CALL
		125.0ft (38.1m)	CA-6DMDM125	335.47	308.63	281.79	CALL



CA-DMDFH

7/16 DIN Male/7/16 DIN Female							
Type	Cable Dia.	Length	Item #	1-9	10-24	25-99	100+
400-Series Center Conductor: Copper clad aluminum Min. Bend Radius: 1.0" (25.4mm) Jacket: Polyethylene Operating Temperature: -40°C - +80°C	.405 in. (10.3mm)	10.0ft (3.0m)	CA-DMDFF010	101.03	92.95	84.86	CALL
		15.0ft (4.6m)	CA-DMDFF015	104.92	96.52	88.13	CALL
		25.0ft (7.6m)	CA-DMDFF025	112.69	103.67	94.66	CALL
		50.0ft (15.2m)	CA-DMDFF050	132.12	121.55	110.98	CALL
		75.0ft (22.9m)	CA-DMDFF075	151.54	139.42	127.30	CALL
		100.0ft (30.5m)	CA-DMDFF100	181.34	166.83	152.32	CALL
400UF-Series Ultra Flex Center Conductor: Stranded bare copper Min. Bend Radius: 1.0" (25.4mm) Jacket: Black Thermoplastic Elastomer Operating Temperature: -40°C - +85°C	.405 in. (10.3mm)	10.0ft (3.0m)	CA-DMDFH010	105.69	97.24	88.78	CALL
		15.0ft (4.6m)	CA-DMDFH015	111.91	102.96	94.00	CALL
		25.0ft (7.6m)	CA-DMDFH025	124.34	114.40	104.45	CALL
		50.0ft (15.2m)	CA-DMDFH050	155.43	143.00	130.56	CALL
		75.0ft (22.9m)	CA-DMDFH075	186.52	171.59	156.67	CALL
		100.0ft (30.5m)	CA-DMDFH100	227.96	209.73	191.49	CALL
600-Series Center Conductor: Solid copper Min. Bend Radius: 1.50" (38.1mm) Jacket: Polyethylene Operating Temperature: -40°C - +80°C	.590 in. (15.0mm)	10.0ft (3.0m)	CA-6DMDF010	121.75	112.01	102.27	CALL
		25.0ft (7.6m)	CA-6DMDF025	148.95	137.04	125.12	CALL
		50.0ft (15.2m)	CA-6DMDF050	194.29	178.74	163.20	CALL
		75.0ft (22.9m)	CA-6DMDF075	239.62	220.45	201.28	CALL
		100.0ft (30.5m)	CA-6DMDF100	295.32	271.69	248.07	CALL
		125.0ft (38.1m)	CA-6DMDF125	340.65	313.40	286.15	CALL



CA-6DMNM

7/16 DIN Male/Type N Male							
Type	Cable Dia.	Length	Item #	1-9	10-24	25-99	100+
400-Series Center Conductor: Copper clad aluminum Min. Bend Radius: 1.0" (25.4mm) Jacket: Polyethylene Operating Temperature: -40°C - +80°C	.405 in. (10.3mm)	10.0ft (3.0m)	CA-DMNMF010	80.31	73.88	67.46	CALL
		15.0ft (4.6m)	CA-DMNMF015	84.19	77.46	70.72	CALL
		25.0ft (7.6m)	CA-DMNMF025	91.96	84.61	77.25	CALL
		50.0ft (15.2m)	CA-DMNMF050	111.39	102.48	93.57	CALL
		75.0ft (22.9m)	CA-DMNMF075	130.82	120.35	109.89	CALL
		100.0ft (30.5m)	CA-DMNMF100	160.61	147.76	134.91	CALL
400UF-Series Ultra Flex Center Conductor: Stranded bare copper Min. Bend Radius: 1.0" (25.4mm) Jacket: Black Thermoplastic Elastomer Operating Temperature: -40°C - +85°C	.405 in. (10.3mm)	10.0ft (3.0m)	CA-DMNMH010	84.97	78.17	71.37	CALL
		15.0ft (4.6m)	CA-DMNMH015	91.19	83.89	76.60	CALL
		25.0ft (7.6m)	CA-DMNMH025	103.62	95.33	87.04	CALL
		50.0ft (15.2m)	CA-DMNMH050	134.71	123.93	113.15	CALL
		75.0ft (22.9m)	CA-DMNMH075	165.79	152.53	139.27	CALL
		100.0ft (30.5m)	CA-DMNMH100	207.24	190.66	174.08	CALL
600-Series Center Conductor: Solid copper Min. Bend Radius: 1.50" (38.1mm) Jacket: Polyethylene Operating Temperature: -40°C - +80°C	.590 in. (15.0mm)	10.0ft (3.0m)	CA-6DMNM010	95.85	88.18	80.51	CALL
		25.0ft (7.6m)	CA-6DMNM025	123.05	113.20	103.36	CALL
		50.0ft (15.2m)	CA-6DMNM050	168.38	154.91	141.44	CALL
		75.0ft (22.9m)	CA-6DMNM075	213.72	196.62	179.52	CALL
		100.0ft (30.5m)	CA-6DMNM100	269.41	247.86	226.31	CALL
		125.0ft (38.1m)	CA-6DMNM125	314.75	289.57	264.39	CALL



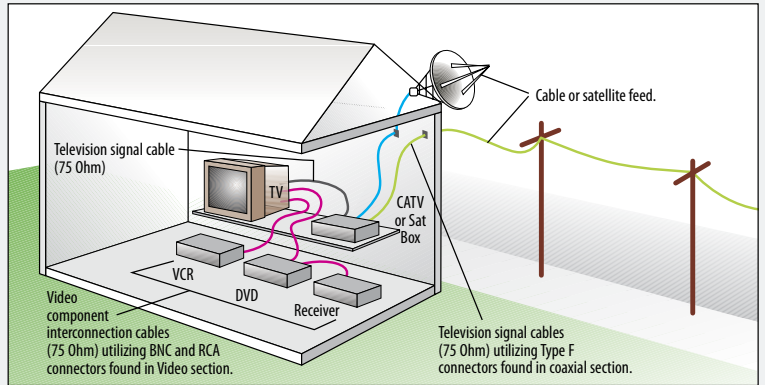
CA-DMNFF

7/16 DIN Male/Type N Female							
Type	Cable Dia.	Length	Item #	1-9	10-24	25-99	100+
400-Series Center Conductor: Copper clad aluminum Min. Bend Radius: 1.0" (25.4mm) Jacket: Polyethylene Operating Temperature: -40°C - +80°C	.405 in. (10.3mm)	10.0ft (3.0m)	CA-DMNFF010	80.31	73.88	67.46	CALL
		15.0ft (4.6m)	CA-DMNFF015	84.19	77.46	70.72	CALL
		25.0ft (7.6m)	CA-DMNFF025	91.96	84.61	77.25	CALL
		50.0ft (15.2m)	CA-DMNFF050	111.39	102.48	93.57	CALL
		75.0ft (22.9m)	CA-DMNFF075	130.82	120.35	109.89	CALL
		100.0ft (30.5m)	CA-DMNFF100	160.61	147.76	134.91	CALL
400UF-Series Ultra Flex Center Conductor: Stranded bare copper Min. Bend Radius: 1.0" (25.4mm) Jacket: Black Thermoplastic Elastomer Operating Temperature: -40°C - +85°C	.405 in. (10.3mm)	10.0ft (3.0m)	CA-DMNFFH010	84.97	78.17	71.37	CALL
		15.0ft (4.6m)	CA-DMNFFH015	91.19	83.89	76.60	CALL
		25.0ft (7.6m)	CA-DMNFFH025	103.62	95.33	87.04	CALL
		50.0ft (15.2m)	CA-DMNFFH050	134.71	123.93	113.15	CALL
		75.0ft (22.9m)	CA-DMNFFH075	165.79	152.53	139.27	CALL
		100.0ft (30.5m)	CA-DMNFFH100	207.24	190.66	174.08	CALL
600-Series Center Conductor: Solid copper Min. Bend Radius: 1.50" (38.1mm) Jacket: Polyethylene Operating Temperature: -40°C - +80°C	.590 in. (15.0mm)	10.0ft (3.0m)	CA-6DMNFF010	95.85	88.18	80.51	CALL
		25.0ft (7.6m)	CA-6DMNFF025	123.05	113.20	103.36	CALL
		50.0ft (15.2m)	CA-6DMNFF050	168.38	154.91	141.44	CALL
		75.0ft (22.9m)	CA-6DMNFF075	213.72	196.62	179.52	CALL
		100.0ft (30.5m)	CA-6DMNFF100	269.41	247.86	226.31	CALL
		125.0ft (38.1m)	CA-6DMNFF125	314.75	289.57	264.39	CALL

Don't see what you are looking for? Be sure to visit L-com.com for a complete listing of all available cable assemblies, as well as our online Custom Cable Configurator and Product Wizards.

Tip When is a 75 Ohm coaxial cable used?

The primary use of a 75 Ohm cable is to transmit a video signal. One of the typical applications is television signals over cable, sometimes called signal feed cables. The most common connector used in this application is a Type F. Another application is video signals between components such as DVD players, VCRs or Receivers commonly known as audio/video (A/V) cables. In this case BNC and RCA connectors are most often found. In both of these applications RG59 with both solid center conductor (RG59B/U) and stranded center conductor (RG59A/U) as well as RG6 are often found. The cable assemblies offered in the following section cover the most common connection situations found in both applications.



Tip Distinguishing between 50 and 75 Ohm BNC connectors

BNC connectors are one of the few coaxial connectors that are available in two impedance values of 50 and 75 Ohms. You can distinguish the two types by the absence of dielectric material at the interface of the 75 Ohm version as shown.



Best Seller



CC59A



CTL1B



CC179B



CC6PB

75 Ohm Coaxial Cables

L-com offers a wide variety of 75 ohm coaxial video cable assemblies. Cable types include RG59, RG6, RG179, RG187, and our small OD Thinline cable. Connector types include BNC male & female, RCA, F, and SMB. Please see our website for our complete offering.

Inline BNC Plug to Inline BNC Plug

Type	Cable Dia.	Length	Item #	1-9	10-24	25-99	100+
RG59A/U Center Conductor: 22 AWG bare compacted copper Jacket: Black PVC Operating Temperature: -40°C - +80°C	.240in. (6.1mm)	0.5ft (0.15m)	CC59A-05	9.38	9.00	8.63	CALL
		3.0ft (0.9m)	CC59A-3	10.67	10.25	9.82	CALL
		5.0ft (1.5m)	CC59A-5	11.76	11.29	10.82	CALL
		10.0ft (3.0m)	CC59A-10	14.45	13.88	13.30	CALL
		15.0ft (4.6m)	CC59A-15	17.10	16.41	15.73	CALL
		50.0ft (15.2m)	CC59A-50	35.80	34.37	32.94	CALL
		100.0ft (30.5m)	CC59A-100	62.48	59.98	57.48	CALL
		200.0ft (60.1m)	CC59A-200	115.85	111.21	106.58	CALL
RG59B/U Center Conductor: 22 AWG solid bare copper covered steel Jacket: Black PVC Operating Temperature: -40°C - +80°C	.242in. (6.1mm)	0.5ft (0.15m)	CC59B-05	9.38	9.00	8.63	CALL
		3.0ft (0.9m)	CC59B-3	10.67	10.25	9.82	CALL
		5.0ft (1.5m)	CC59B-5	11.76	11.29	10.82	CALL
		10.0ft (3.0m)	CC59B-10	14.45	13.88	13.30	CALL
		15.0ft (4.6m)	CC59B-15	17.10	16.41	15.73	CALL
		25.5ft (7.6m)	CC59B-25	22.43	21.54	20.64	CALL
		50.0ft (15.2m)	CC59B-50	35.80	34.37	32.94	CALL
		1.0ft (0.3m)	CTL1B-1	7.51	7.21	6.91	CALL
Thinline Center Conductor: 28 AWG stranded tinned copper wire Jacket: Black PVC Operating Temperature: -40°C - +80°C	.110in. (2.8mm)	2.5ft (0.75m)	CTL1B-2.5	8.29	7.96	7.63	CALL
		5.0ft (1.5m)	CTL1B-5	9.64	9.25	8.87	CALL
		7.5ft (2.3m)	CTL1B-7.5	10.98	10.54	10.11	CALL
		10.0ft (3.0m)	CTL1B-10	12.28	11.79	11.30	CALL
		15.0ft (4.6m)	CTL1B-15	14.97	14.37	13.78	CALL
RG179B/U Center Conductor: 30 AWG stranded silver plated copper covered steel Jacket: Brown FEP Operating Temperature: -70°C - +200°C	.100in. (2.5mm)	1.0ft (0.3m)	CC179B-1	23.11	22.18	21.26	CALL
		2.5ft (0.75m)	CC179B-2.5	25.56	24.54	23.52	CALL
		5.0ft (1.5m)	CC179B-5	29.72	28.53	27.35	CALL
		7.5ft (2.3m)	CC179B-7.5	33.83	32.48	31.13	CALL
		10.0ft (3.0m)	CC179B-10	37.94	36.42	34.91	CALL
RG6/U Center Conductor: 18 AWG solid bare copper covered steel Jacket: White Plenum Operating Temperature: -20°C - +75°C	.222in. (5.6mm)	1.0ft (0.3m)	CC6PB-1	34.74	33.35	31.96	CALL
		1.5ft (0.45m)	CC6PB-1.5	35.86	34.43	32.99	CALL
		2.5ft (0.75m)	CC6PB-2.5	39.22	37.65	36.08	CALL
		5.0ft (1.5m)	CC6PB-5	44.83	43.03	41.24	CALL
		10.0ft (3.0m)	CC6PB-10	56.03	53.79	51.55	CALL
RG187/U Center Conductor: 30 AWG stranded silver plated copper covered steel Jacket: TFE Teflon tape wrap Operating Temperature: -70°C - +200°C	.110in. (2.8mm)	1.0ft (0.3m)	CC187B-1	30.09	27.68	25.27	CALL
		2.5ft (0.75m)	CC187B-2.5	34.14	31.41	28.68	CALL
		5.0ft (1.5m)	CC187B-5	40.87	37.60	34.33	CALL
		7.5ft (2.3m)	CC187B-7.5	47.59	43.78	39.98	CALL
		10.0ft (3.0m)	CC187B-10	54.31	49.97	45.62	CALL
		15.0ft (4.6m)	CC187B-15	67.76	62.34	56.92	CALL

Tip What is the difference between a plug and a jack?

People often have difficulty choosing the correct gender termination on cable assemblies. Plugs are considered male gendered connectors which utilize a center pin. Jacks are considered female gendered connectors utilizing a center socket.



75 Ohm Coaxial Cables



CC59A-HR



CC59A-HR2



CC59A-MF



CC59A-RB



CTL1RB

Inline BNC Plug to Right Angle BNC Plug

Type	Cable Dia.	Length	Item #	1-9	10-24	25-99	100+
RG59A/U Center Conductor: 22 AWG bare compacted copper Jacket: Black PVC Operating Temperature: -40°C - +80°C	.240in. (6.1mm)	1.0ft (0.3m)	CC59A-1HR	12.38	11.89	11.39	CALL
		2.0ft (0.6m)	CC59A-2HR	12.91	12.40	11.88	CALL
		3.0ft (0.9m)	CC59A-3HR	13.50	12.96	12.42	CALL
		4.0ft (1.2m)	CC59A-4HR	14.03	13.47	12.91	CALL
		5.0ft (1.5m)	CC59A-5HR	14.57	13.99	13.40	CALL
		10.0ft (3.0m)	CC59A-10HR	17.34	16.65	15.96	CALL
RG59B/U Center Conductor: 22 AWG solid bare copper covered steel Jacket: Black PVC Operating Temperature: -40°C - +80°C	.242in. (6.1mm)	1.0ft (0.3m)	CC59B-1HR	13.23	12.70	12.18	CALL
		2.0ft (0.6m)	CC59B-2HR	13.82	13.27	12.72	CALL
		3.0ft (0.9m)	CC59B-3HR	14.41	13.83	13.26	CALL
		4.0ft (1.2m)	CC59B-4HR	15.00	14.40	13.80	CALL
		5.0ft (1.5m)	CC59B-5HR	15.58	14.96	14.34	CALL
		10.0ft (3.0m)	CC59B-10HR	18.52	17.78	17.04	CALL

Right Angle BNC Plug to Right Angle BNC Plug

Type	Cable Dia.	Length	Item #	1-9	10-24	25-99	100+
RG59B/U Center Conductor: 22 AWG solid bare copper covered steel Jacket: Black PVC Operating Temperature: -40°C - +80°C	.242in. (6.1mm)	1.0ft (0.3m)	CC59B-1HR2	17.61	16.91	16.20	CALL
		2.0ft (0.6m)	CC59B-2HR2	18.20	17.47	16.74	CALL
		2.5ft (0.8m)	CC59B-2.5HR2	18.52	17.78	17.04	CALL
		3.0ft (0.9m)	CC59B-3HR2	18.78	18.03	17.28	CALL
		7.5ft (2.3m)	CC59B-7.5HR2	21.45	20.59	19.74	CALL
		RG59A/U Center Conductor: 22 AWG bare compacted copper Jacket: Black PVC Operating Temperature: -40°C - +80°C	.240in. (6.1mm)	1.0ft (0.3m)	CC59A-1HR2	16.49	15.83
1.5ft (0.45m)	CC59A-1.5HR2	16.81		16.14	15.46	CALL	
3.0ft (0.9m)	CC59A-2HR2	17.08		16.39	15.71	CALL	
3.0ft (0.9m)	CC59A-3HR2	17.61		16.91	16.20	CALL	
4.0ft (1.2m)	CC59A-4HR2	18.14		17.42	16.69	CALL	
10.0ft (3.0m)	CC59A-10HR2	21.45		20.59	19.74	CALL	

Inline BNC Plug to Inline BNC Jack

Type	Cable Dia.	Length	Item #	1-9	10-24	25-99	100+
RG59A/U Center Conductor: 22 AWG bare compacted copper Jacket: Black PVC Operating Temperature: -40°C - +80°C	.240in. (6.1mm)	1.0ft (0.3m)	CC59A-MF-1	15.96	15.00	14.04	CALL
		3.0ft (0.9m)	CC59A-MF-3	17.08	16.05	15.03	CALL
		10.0ft (3.0m)	CC59A-MF-10	20.92	19.66	18.41	CALL
		15.0ft (4.6m)	CC59A-MF-15	23.64	22.22	20.80	CALL
		25.0ft (7.6m)	CC59A-MF-25	29.14	27.39	25.64	CALL
		50.0ft (15.2m)	CC59A-MF-50	42.90	40.33	37.76	CALL
RG59B/U Center Conductor: 22 AWG solid bare copper covered steel Jacket: Black PVC Operating Temperature: -40°C - +80°C	.242in. (6.1mm)	1.0ft (0.3m)	CC59B-MF-1	13.23	12.44	11.65	CALL
		3.0ft (0.9m)	CC59B-MF-3	14.30	13.44	12.59	CALL
		6.0ft (1.8m)	CC59B-MF-6	15.96	15.00	14.04	CALL
		10.0ft (3.0m)	CC59B-MF-10	18.14	17.06	15.97	CALL
		25.0ft (7.6m)	CC59B-MF-25	26.42	24.83	23.25	CALL
		50.0ft (15.2m)	CC59B-MF-50	40.13	37.72	35.31	CALL

Tip What is the advantage of using a cable assembly with a male to female bulkhead gender combination?

Typical coaxial cable assemblies commonly found in the marketplace have male gender connectors on both ends. In applications where a cable must pass through an obstruction such as a bulkhead panel, a configuration as shown in Figure 1 is typically used.

By utilizing L-com's male to female bulkhead cable assembly you can simplify the configuration, reducing the number of separate parts needed and reduce overall signal loss by eliminating an interface connection and the signal loss of the feedthru bulkhead. Figure 2 shows this set up.




Figure 1




Figure 2

Inline RCA Plug to Inline BNC Plug

Type	Cable Dia.	Length	Item #	1-9	10-24	25-99	100+
RG59A/U Center Conductor: 22 AWG bare compacted copper Jacket: Black PVC Operating Temperature: -40°C - +80°C	.240in. (6.1mm)	1.0ft (0.3m)	CC59A-RB-1	5.07	4.87	4.66	CALL
		3.0ft (0.9m)	CC59A-RB-3	6.19	5.94	5.70	CALL
		6.0ft (1.8m)	CC59A-RB-6	7.84	7.53	7.22	CALL
		9.0ft (2.7m)	CC59A-RB-9	9.55	9.17	8.79	CALL
		12.0ft (3.7m)	CC59A-RB-12	11.21	10.76	10.31	CALL
		Thinline Center Conductor: 28 AWG stranded tinned copper wire Jacket: Black PVC Operating Temperature: -40°C - +80°C	.110in. (2.8mm)	1.0ft (0.3m)	CTL1RB-1	6.19	5.94
5.0ft (1.5m)	CTL1RB-5	8.43		8.09	7.76	CALL	
10.0ft (3.0m)	CTL1RB-10	11.21		10.76	10.31	CALL	
15.0ft (4.6m)	CTL1RB-15	14.03		13.47	12.91	CALL	
25.0ft (7.6m)	CTL1RB-25	19.64		18.85	18.07	CALL	

Don't see what you are looking for? Be sure to visit L-com.com for a complete listing of all available cable assemblies, as well as our online Custom Cable Configurator and Product Wizards.

75 Ohm Coaxial Cables

Inline RCA Plug to Inline RCA Plug

Type	Cable Dia.	Length	Item #	1-9	10-24	25-99	100+
RG59A/U Center Conductor: 22 AWG bare compacted copper Jacket: Black PVC Operating Temperature: -40°C - +80°C	.240in. (6.1mm)	1.0ft (0.3m)	CC59A-RR-1	5.28	5.07	4.86	CALL
		3.0ft (0.9m)	CC59A-RR-3	6.46	6.20	5.94	CALL
		6.0ft (1.8m)	CC59A-RR-6	8.22	7.89	7.56	CALL
		9.0ft (2.7m)	CC59A-RR-9	9.98	9.58	9.18	CALL
		12.0ft (3.7m)	CC59A-RR-12	11.74	11.27	10.80	CALL
Thinline Center Conductor: 28 AWG stranded tinned copper wire Jacket: Black PVC Operating Temperature: -40°C - +80°C	.110in. (2.8mm)	1.0ft (0.3m)	CTL1R-1	6.08	5.84	5.60	CALL
		5.0ft (1.5m)	CTL1R-5	8.27	7.94	7.61	CALL
		10.0ft (3.0m)	CTL1R-10	10.99	10.55	10.11	CALL
		15.0ft (4.6m)	CTL1R-15	13.77	13.22	12.67	CALL
		25.0ft (7.6m)	CTL1R-25	19.26	18.49	17.72	CALL



CTL1R

Inline Type F Plug to Inline Type F Plug

Type	Cable Dia.	Length	Item #	1-9	10-24	25-99	100+
RG6/U Quad Shielded Center Conductor: 18 AWG solid bare copper covered steel Jacket: Black PVC Operating Temperature: -40°C - +80°C	.298in. (7.6mm)	0.5ft (0.2m)	CC60F-05	21.35	20.06	18.78	CALL
		1.0ft (0.3m)	CC60F-1	21.66	20.36	19.06	CALL
		3.0ft (0.9m)	CC60F-3	22.69	21.33	19.97	CALL
		6.0ft (1.8m)	CC60F-6	24.30	22.84	21.38	CALL
		12.0ft (3.7m)	CC60F-12	27.51	25.86	24.21	CALL
		25.0ft (7.6m)	CC60F-25	34.45	32.39	30.32	CALL
RG6/U Center Conductor: 18 AWG solid bare copper covered steel Jacket: Black PVC Operating Temperature: -40°C - +80°C	.270in. (6.9mm)	1.0ft (0.3m)	CCF6-1	6.17	5.55	4.93	CALL
		3.0ft (0.9m)	CCF6-3	7.20	6.48	5.76	CALL
		6.0ft (1.8m)	CCF6-6	8.81	7.93	7.05	CALL
		12.0ft (3.7m)	CCF6-12	12.02	10.82	9.62	CALL
		25.0ft (7.6m)	CCF6-25	18.96	17.07	15.17	CALL
		50.0ft (15.2m)	CCF6-50	32.33	29.10	25.86	CALL
RG59A/U Center Conductor: 22 AWG bare compacted copper Jacket: Black PVC Operating Temperature: -40°C - +80°C	.110in. (2.8mm)	1.0ft (0.3m)	CCF59-1	4.66	4.48	4.29	CALL
		3.0ft (0.9m)	CCF59-3	5.70	5.47	5.24	CALL
		6.0ft (1.8m)	CCF59-6	7.25	6.96	6.67	CALL
		9.0ft (2.7m)	CCF59-9	8.81	8.46	8.10	CALL
		12.0ft (3.7m)	CCF59-12	10.36	9.95	9.53	CALL
RG59B/U Center Conductor: 22 AWG solid bare copper covered steel Jacket: Black PVC Operating Temperature: -40°C - +80°C	.242in. (6.1mm)	1.0ft (0.3m)	CCF59B-1	4.82	4.63	4.43	CALL
		3.0ft (0.9m)	CCF59B-3	5.91	5.67	5.43	CALL
		6.0ft (1.8m)	CCF59B-6	7.51	7.21	6.91	CALL
		9.0ft (2.7m)	CCF59B-9	9.12	8.75	8.39	CALL
		12.0ft (3.7m)	CCF59B-12	10.67	10.25	9.82	CALL
Thinline Center Conductor: 28 AWG stranded tinned copper wire Jacket: Black PVC Operating Temperature: -40°C - +80°C	.110in. (2.8mm)	1.0ft (0.3m)	CTL1F-1	6.08	5.84	5.60	CALL
		5.0ft (1.5m)	CTL1F-5	8.27	7.94	7.61	CALL
		10.0ft (3.0m)	CTL1F-10	10.99	10.55	10.11	CALL
		15.0ft (4.6m)	CTL1F-15	13.77	13.22	12.67	CALL
		25.0ft (7.6m)	CTL1F-25	19.26	18.49	17.72	CALL
RG187/U Center Conductor: 30 AWG stranded silver plated copper covered steel Jacket: TFE Teflon tape wrap Operating Temperature: -70°C - +200°C	.110in. (2.8mm)	1.0ft (0.3m)	CC187F-1	25.60	24.58	23.56	CALL
		1.5ft (0.5m)	CC187F-1.5	26.88	25.81	24.73	CALL
		2.0ft (0.6m)	CC187F-2	28.27	27.14	26.01	CALL
		2.5ft (0.8m)	CC187F-2.5	29.66	28.47	27.29	CALL
		7.5ft (2.3m)	CC187F-7.5	43.11	41.38	39.66	CALL
15.0ft (4.6m)	CC187F-15	63.28	60.75	58.22	CALL		



CC60F



CCF6



CC187F

Inline Type F Plug to Inline BNC Plug

Type	Cable Dia.	Length	Item #	1-9	10-24	25-99	100+
RG59A/U Center Conductor: 22 AWG bare compacted copper Jacket: Black PVC Operating Temperature: -40°C - +80°C	.240in. (6.1mm)	1.0ft (0.3m)	CC59A-BF-1	7.04	6.76	6.48	CALL
		3.0ft (0.9m)	CC59A-BF-3	8.22	7.89	7.56	CALL
		6.0ft (1.8m)	CC59A-BF-6	9.98	9.58	9.18	CALL
		9.0ft (2.7m)	CC59A-BF-9	11.74	11.27	10.80	CALL
		12.0ft (3.7m)	CC59A-BF-12	13.50	12.96	12.42	CALL
Thinline Center Conductor: 28 AWG stranded tinned copper wire Jacket: Black PVC Operating Temperature: -40°C - +80°C	.110in. (2.8mm)	1.0ft (0.3m)	CTL1FB-1	7.31	7.02	6.73	CALL
		5.0ft (1.5m)	CTL1FB-5	9.55	9.17	8.79	CALL
		10.0ft (3.0m)	CTL1FB-10	12.33	11.83	11.34	CALL
		15.0ft (4.6m)	CTL1FB-15	15.16	14.55	13.94	CALL
		25.0ft (7.6m)	CTL1FB-25	20.76	19.93	19.10	CALL



CC59A-BF



CTL1FB

Tip Why is a molded strain relief superior to a heat shrink strain relief?

As shown in Figure 1, a heat shrink strain relief does offer some strain relief at the egress point where the cable exits the strain relief, reducing stress at this critical junction.




Figure 1

As seen in Figure 2, however, a molded strain relief provides far superior stress reduction through a more robust design. The improved adhesion between the strain relief and the cable/connector interface is achieved during the molding process. In addition, the molded strain relief design provides a more finished appearance than the heat shrink version.



Figure 2



CA-TRBP-P



CA-TRBP-PR



CA-TRBPR-PR

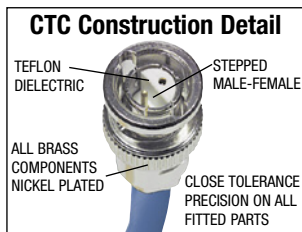


ATRBP-1553B

ATRBPR-1553B




CTC Series



See all listings or use our Cable Configurator and Wizards at L-com.com.

Tip What are twinaxial cables?

Twinaxial cabling, or "Twinax", is a type of cable similar to coaxial cable, but with two inner conductors instead of one. The connectors used on this type of cable also feature two separate conductors. To ensure correct orientation, these connectors are often keyed to prevent incorrect connections.



MIL-STD-1553B 78 Ohm Twinax Cable Assemblies

L-com's MIL-STD-1553B cable assemblies feature high-temperature M17/176-00002 twinax cable and TRB connectors designed for these types of bus applications. Standard lengths from 1' to 50' (0.3m to 15.2m). Custom lengths also available.

Inline TRB Plug to Inline TRB Plug							
Type	Cable Dia.	Length	Item #	1-9	10-24	25-99	100+
M17/176-00002 Center Conductor: .024" (0.1cm) Dia. Min. Bend Radius: 1.50" (3.8cm) Jacket: Blue Teflon Operating Temperature: -55°C - +200°C	.129 in. (0.3cm)	1.0ft (0.3m)	CA-TRBP-P001	108.80	102.27	95.74	CALL
		2.0ft (0.6m)	CA-TRBP-P002	112.94	106.16	99.38	CALL
		3.0ft (0.9m)	CA-TRBP-P003	117.07	110.05	103.02	CALL
		4.0ft (1.2m)	CA-TRBP-P004	121.20	113.93	106.66	CALL
		5.0ft (1.5m)	CA-TRBP-P005	125.34	117.82	110.30	CALL
		6.0ft (1.8m)	CA-TRBP-P006	129.47	121.70	113.94	CALL
		7.0ft (2.1m)	CA-TRBP-P007	133.61	125.59	117.57	CALL
		10.0ft (3.0m)	CA-TRBP-P010	146.01	137.25	128.49	CALL
		12.0ft (3.7m)	CA-TRBP-P012	154.28	145.02	135.77	CALL
		15.0ft (4.6m)	CA-TRBP-P015	166.68	156.68	146.68	CALL
		20.0ft (6.1m)	CA-TRBP-P020	187.36	176.11	164.87	CALL
		25.0ft (7.6m)	CA-TRBP-P025	208.03	195.55	183.06	CALL
		50.0ft (15.2m)	CA-TRBP-P050	311.39	292.71	274.02	CALL

Inline TRB Plug to Right Angle TRB Plug							
Type	Cable Dia.	Length	Item #	1-9	10-24	25-99	100+
M17/176-00002 Center Conductor: .024" (0.1cm) Dia. Min. Bend Radius: 1.50" (3.8cm) Jacket: Blue Teflon Operating Temperature: -55°C - +200°C	.129 in. (0.3cm)	1.0ft (0.3m)	CA-TRBP-PR001	305.68	287.34	269.00	CALL
		2.0ft (0.6m)	CA-TRBP-PR002	309.81	291.22	272.64	CALL
		3.0ft (0.9m)	CA-TRBP-PR003	313.95	295.11	276.27	CALL
		4.0ft (1.2m)	CA-TRBP-PR004	318.08	299.00	279.91	CALL
		5.0ft (1.5m)	CA-TRBP-PR005	322.22	302.88	283.55	CALL
		6.0ft (1.8m)	CA-TRBP-PR006	326.35	306.77	287.19	CALL
		7.0ft (2.1m)	CA-TRBP-PR007	330.49	310.66	290.83	CALL
		10.0ft (3.0m)	CA-TRBP-PR010	342.89	322.32	301.74	CALL
		12.0ft (3.7m)	CA-TRBP-PR012	351.16	330.09	309.02	CALL
		15.0ft (4.6m)	CA-TRBP-PR015	363.56	341.75	319.93	CALL
		20.0ft (6.1m)	CA-TRBP-PR020	384.23	361.18	338.13	CALL
		25.0ft (7.6m)	CA-TRBP-PR025	404.91	380.61	356.32	CALL
		50.0ft (15.2m)	CA-TRBP-PR050	508.27	477.77	447.27	CALL

Right Angle TRB Plug to Right Angle TRB Plug							
Type	Cable Dia.	Length	Item #	1-9	10-24	25-99	100+
M17/176-00002 Center Conductor: .024" (0.1cm) Dia. Min. Bend Radius: 1.50" (3.8cm) Jacket: Blue Teflon Operating Temperature: -55°C - +200°C	.129 in. (0.3cm)	1.0ft (0.3m)	CA-TRBPR-PR001	455.93	428.57	401.22	CALL
		2.0ft (0.6m)	CA-TRBPR-PR002	460.06	432.46	404.85	CALL
		3.0ft (0.9m)	CA-TRBPR-PR003	464.20	436.35	408.49	CALL
		4.0ft (1.2m)	CA-TRBPR-PR004	468.33	440.23	412.13	CALL
		5.0ft (1.5m)	CA-TRBPR-PR005	472.47	444.12	415.77	CALL
		6.0ft (1.8m)	CA-TRBPR-PR006	476.60	448.00	419.41	CALL
		7.0ft (2.1m)	CA-TRBPR-PR007	480.73	451.89	423.05	CALL
		10.0ft (3.0m)	CA-TRBPR-PR010	493.14	463.55	433.96	CALL
		12.0ft (3.7m)	CA-TRBPR-PR012	501.41	471.32	441.24	CALL
		15.0ft (4.6m)	CA-TRBPR-PR015	513.81	482.98	452.15	CALL
		20.0ft (6.1m)	CA-TRBPR-PR020	534.48	502.41	470.34	CALL
		25.0ft (7.6m)	CA-TRBPR-PR025	555.15	521.85	488.54	CALL
		50.0ft (15.2m)	CA-TRBPR-PR050	658.52	619.00	579.49	CALL

Item #	Description	Cable	Attachment	1-9	10-24	25-99	100+
--------	-------------	-------	------------	-----	-------	-------	------

Concentric Twinax TRB Type Connectors

TRB type connectors from Trompeter feature a center contact and an intermediate cylindrical contact. The three bayonet design can withstand severe shocks and vibrations. Typically used for MIL-STD-1533B bus applications, these full crimp connectors are available in Straight and Right Angle Plug versions.

ATRBP-1553B	TRB Plug, Trompeter # PL75C-201	M17/176-00002	Crimp	29.10	26.78	24.45	CALL
ATRBP-1553B	TRB Plug, Trompeter # PLR75C-201	M17/176-00002	Crimp	155.37	142.94	130.51	CALL

78 Ohm Twinaxial BNC Cables - Feature Polarized/Stepped Keyway and Crimp Design

This Twin BNC cable series accommodates the need for low level signal patching and balanced line applications. Fittings have polarized, stepped keyways that look like, but do not match traditional BNC coaxial connectors. Twin BNC connectors are constructed of machined brass with a non-tarnish nickel finish and gold plated contacts.

Twin BNC Male to Twin BNC Male							
Type	Cable Dia.	Length	Item #	1-9	10-24	25-99	100+
Twinaxial Center Conductor: 20 AWG tinned copper Min. Bend Radius: 2.50" (63.5mm) Jacket: Blue PVC Operating Temperature: -20°C - +80°C	.243in. (0.6cm)	1.0ft (0.3m)	CTC-1	51.08	49.04	47.00	CALL
		2.0ft (0.6m)	CTC-2	52.22	50.14	48.05	CALL
		3.0ft (0.9m)	CTC-3	54.56	52.37	50.19	CALL
		5.0ft (1.5m)	CTC-5	59.22	56.85	54.48	CALL
		7.5ft (2.3m)	CTC-7.5	63.83	61.28	58.72	CALL
		10.0ft (3.0m)	CTC-10	68.49	65.75	63.01	CALL

How do you select the right coaxial cable interface for your application?

There are numerous coaxial interfaces in use today. These interfaces cover a broad range of applications including both 50 Ohm data signal transmission and 75 Ohm audio / video signal transmission. The following chart is a general guide to help you select the best interface for your specific application.

Interface Type	Impedance	Application	Coupling Mechanism	Typical Cable Types	Typical Frequency Range
BNC 	Available in both 50 and 75 Ohm	50 Ohm version is utilized in data signal transmission for such applications as WAN / LAN, Ethernet or Test & Measurement. 75 Ohm version is utilized in audio/video signal transmission for such applications as security and CATV	Two stud bayonet twist and lock	Wide variety of RG style coaxial cables including 50 Ohm RG174, RG58, RG142 etc. And 75 Ohm RG179, RG59, RG6	0-4 GHz
TNC (Threaded version of a BNC) 	50 Ohm	Data signal transmission for such applications as GPS, wireless base stations antennas and instrumentation	Threaded coupling	Wide variety of RG style coaxial cables including RG174, RG58, RG142, etc	0-11 GHz
SMA 	50 Ohm	Data signal transmission for such applications as GPS and instrumentation	Threaded coupling	Generally used on small diameter cable such as RG174, RG188 and RG316	0-18 GHz
Type N 	50 Ohm	Data signal transmission for such applications as GPS antennas and instrumentation	Threaded coupling	Generally used on larger diameter cable such as RG58, RG213 and RG223	0-11 GHz
Type F 	75 Ohm	Video signal transmission in applications such as CATV and entertainment video	Threaded coupling	Primarily RG59 and RG6	0-1 GHz
MCX 	50 Ohm	Data signal transmission for such applications as GPS antennas and instrumentation	Snap on coupling	Generally used on small diameter cable such as RG174, RG188 and RG316	0-6 GHz
MMCX 	50 Ohm	Data signal transmission for such applications as GPS antennas and PCMCIA cards	Snap on coupling	Generally used on small diameter cable such as RG174, RG188 and RG316	0-6 GHz
SMB 	Available in both 50 and 75 Ohm	Data signal transmission for such applications as digital cellular, GPS and wireless LAN	Snap on coupling	Generally used on small diameter cable such as 50 Ohm RG174, RG188 and RG316 and 75 Ohm RG179 and RG187	0-4 GHz
SMC 	Available in both 50 and 75 Ohm	Signal transmission for such applications as automotive GPS and telecom with high vibration requirements	Threaded coupling	Generally used on small diameter cable such as 50 Ohm RG174, RG188 and RG316 and 75 Ohm RG179 and RG187	0-10 GHz
Reverse Polarity TNC and SMA 	50 Ohm	Signal transmission in wireless spread spectrum devices that must comply with FCC non standard interface rule	Threaded coupling and RG58	Primarily used with RG174	TNC 0-11 GHz SMA 0-18 GHz

Note: Images on this page are for reference only and may not be to scale

Coaxial Interseries Adapter Selection Matrix

Use this handy chart to locate the desired interseries adapter. Simply locate the connector type and gender in the top row and repeat in the left hand column. Intersect the row and column to determine availability. Adapters shown in this matrix are listed on this and the opposite page. If a specific adapter type is not listed, please visit our website at L-com.com for the latest information or call our technical support group at 800-343-1455 for assistance. Adapters listed are generally intended for use in the RF band.

Reversed Polarity Types

INTERFACE SERIES	RP-BNC	RP-TNC PLUG	RP-TNC JACK	RP-SMA PLUG	RP-SMA JACK
N FEMALE	AXA-NFRBP	AXA-NFRTP, AXA-NFRTP2		AXA-NFRSP	AXA-NFRSJ AXA-RSINFB
N MALE		AXA-NMRTF	AXA-NMRTJ	AXA-NMRSP	AXA-NMRSJ
RP-TNC				AXA-RTJRSF	AXA-RTPRSJ

INTERFACE SERIES	BNC FEMALE	BNC MALE	F FEMALE	F MALE	TNC MALE	TNC FEMALE	MINI UHF F	MINI UHF M	N MALE	N FEMALE	SMA F	SMA M	SMB J	SMB P	UHF F	UHF M	MCX P	MMCX F	NMO
BNC FEMALE			BA220	BA120, BA037	BA3001	BA70		BA883	AXA-NMBF	AXA-NFBF	BA588	BA29			BA230	BA50			
BNC MALE			BA125, BA017			BA71, BA3002	BA882		BN107	AXA-NFBM	BA38	BA28			BA60	BA270			
F FEMALE	BA220	BA125, BA017				BA127			AXA-NMFF						BA301	BA160			
F MALE	BA120, BA037				BA121										BA130				
FME MALE	BA8016	BA8005,																	
MINI UHF FEMALE		BA882			BA881							BA582							
MINI UHF MALE	BA883					BA886				AXA-NFMUM	BA591								
MCX											AXA-MPSF								
N FEMALE	AXA-NFBF	AXA-NFBM			AXA-NFTM			AXA-NFMUM				BA25							AXA-AMNFB
N MALE	AXA-BFNM90 AXA-NMBF	BN107	AXA-NMFF			AXA-NMTF					AXA-NMSF	AXA-NMSM							
RCA FEMALE	BA94	BA95, BA018	BA887													BA40			
RCA MALE	BA90		BA907																
SMA FEMALE	BA588	BA38			BA589	BA590		BA591	AXA-NMSF	AXA-NFSF			AXA-SMBJSF	AXA-SMBPSF					
SMA MALE	BA29	BA28			BA579	BA580	BA582		AXA-NMSM	BA25					BA27	BA36	AXA-MPSF	BA3000	
SMB JACK																			
SMB PLUG																			
TNC FEMALE	BA70	BA71, BA3002	BA127					BA886	AXA-NMTF							BA580			
TNC MALE	BA3001			BA121			BA881			AXA-NFTM	BA589	BA579				BA579			
UHF FEMALE	BA230	BA60	BA301	BA130												BA27			
UHF MALE	BA50	BA270	BA160								BA36	BA26							
7/16 DIN MALE										AXA-NFDM									
7/16 DIN FEMALE									AXA-NMDF										
1.6 / 5.6 MALE	BA9201																		

Item #	Description	1-9	10-24	25-99	100+
--------	-------------	-----	-------	-------	------

BNC Interseries Coaxial Adapters - 50 Ohm

BA28	Coaxial Adapter, BNC Male/SMA Male	7.13	6.70	6.27	CALL
BA38	Coaxial Adapter, BNC Male/SMA Female	7.13	6.70	6.27	CALL
BA60	Coaxial Adapter, BNC Male/UHF Female	4.90	4.60	4.31	CALL
BA71	Coaxial Adapter, BNC Male/TNC Female	5.55	5.22	4.88	CALL
BA3002	Coaxial Adapter, BNC Male/TNC Female, Right Angle	8.11	7.62	7.13	CALL
BA29	Coaxial Adapter, BNC Female/SMA Male	7.13	6.70	6.27	CALL
BA50	Coaxial Adapter, BNC Female/UHF Male	4.90	4.60	4.31	CALL
BA70	Coaxial Adapter, BNC Female/TNC Female	5.55	5.22	4.88	CALL
BA3001	Coaxial Adapter, BNC Female/TNC Male	5.00	4.70	4.40	CALL
AXA-BFNM90	Coaxial Adapter, BNC Female/Type N Male, Right Angle	7.13	6.56	5.99	CALL

BNC Interseries Coaxial Adapters - 75 Ohm

BA017	Coaxial Adapter, BNC Male/Type F Female	4.51	4.24	3.97	CALL
BA018	Coaxial Adapter, BNC Male/RCA Female	3.37	3.17	2.96	CALL
BA037	Coaxial Adapter, BNC Female/Type F Male	4.51	4.24	3.97	CALL

SMA Interseries Coaxial Adapters - 50 Ohm

AXA-NMSM	Coaxial Adapter, SMA Male/Type N Male	5.00	4.60	4.20	CALL
BA25	Coaxial Adapter, SMA Male/Type N Female	7.13	6.70	6.27	CALL
BA26	Coaxial Adapter, SMA Male/UHF Male	7.13	6.70	6.27	CALL
BA27	Coaxial Adapter, SMA Male/UHF Female	7.13	6.70	6.27	CALL
BA579	Coaxial Adapter, SMA Male/TNC Male	7.13	6.70	6.27	CALL
BA580	Coaxial Adapter, SMA Male/TNC Female	7.13	6.70	6.27	CALL
BA582	Coaxial Adapter, SMA Male/Mini UHF Female	7.13	6.70	6.27	CALL
AXA-NMSF	Coaxial Adapter, SMA Female/Type N Male	5.00	4.60	4.20	CALL
AXA-NFSF	Coaxial Adapter, SMA Female/Type N Female	6.64	6.11	5.57	CALL
BA36	Coaxial Adapter, SMA Female/UHF Male	7.13	6.70	6.27	CALL
BA588	Coaxial Adapter, SMA Female/BNC Female	7.13	6.70	6.27	CALL
BA589	Coaxial Adapter, SMA Female/TNC Male	7.13	6.70	6.27	CALL
BA590	Coaxial Adapter, SMA Female/TNC Female	7.13	6.70	6.27	CALL
BA591	Coaxial Adapter, SMA Female/Mini UHF Male	7.13	6.70	6.27	CALL
AXA-MPSF	Coaxial Adapter, SMA Female/MCX Plug	7.13	6.56	5.99	CALL
BA3000	Coaxial Adapter, SMA Female/MMCX Female	7.40	6.95	6.51	CALL

SMB Interseries Coaxial Adapters - 50 Ohm

AXA-SMBJSF	Coaxial Adapter, SMB Jack/SMA Female	5.88	5.41	4.94	CALL
AXA-SMBPSF	Coaxial Adapter, SMB Plug/SMA Female	7.13	6.56	5.99	CALL



Item #	Description	1-9	10-24	25-99	100+
--------	-------------	-----	-------	-------	------

FME to BNC Interseries Coaxial Adapters - 50 and 75 Ohm - Useful in Cellular Applications

Many cellular communication devices utilize the FME connector on coaxial antenna lines. L-com offers a selection of highest quality components utilizing machined brass with nickel plated surfaces and gold plated pins.

BA8016	Coaxial Adapter, FME Male/BNC Female, 50 Ohm	6.15	5.78	5.41	CALL
BA8005	Coaxial Adapter, FME Male/BNC Male, 75 Ohm	4.51	4.24	3.97	CALL

1.6/5.6 to BNC Interseries Coaxial Adapters - 50 Ohm - For Conversion to the European Standard

These machined adapters are great for converting standard BNC terminations which are common in other areas of the world.

BA9201	Coaxial Adapter, BNC Female/1.6/5.6 Male Adapter	9.79	9.20	8.62	CALL
--------	--	------	------	------	------

Type F Interseries Coaxial Adapters - 50 Ohm

BA120	Coaxial Adapter, Type F Male/BNC Female	2.50	2.35	2.20	CALL
BA121	Coaxial Adapter, Type F Male/TNC Male	2.50	2.35	2.20	CALL
BA125	Coaxial Adapter, Type F Female/BNC Male	2.50	2.35	2.20	CALL
BA127	Coaxial Adapter, Type F Female/TNC Female	2.50	2.35	2.20	CALL
BA220	Coaxial Adapter, Type F Female/BNC Female	2.50	2.35	2.20	CALL

RCA Interseries Coaxial Adapters - 50 and 75 Ohm

BA90	Coaxial Adapter, RCA Male/BNC Female, 50 Ohm	3.75	3.53	3.30	CALL
BA94	Coaxial Adapter, RCA Female/BNC Female, 50 Ohm	3.75	3.53	3.30	CALL
BA95	Coaxial Adapter, RCA Female/BNC Male, 50 Ohm	3.75	3.53	3.30	CALL
BA887	Coaxial Adapter, RCA Female/Type F Female, 50 Ohm	2.50	2.35	2.20	CALL
BA907	Coaxial Adapter, RCA Male/Type F Female, 75 Ohm	2.23	2.09	1.96	CALL

Type N Interseries Coaxial Adapters - 50 Ohm

BN107	Coaxial Adapter, Type N Male/BNC Male	7.13	6.70	6.27	CALL
AXA-NMBF	Coaxial Adapter, Type N Male/BNC Female	4.35	4.00	3.66	CALL
AXA-NMSM	Coaxial Adapter, Type N Male/SMA Male	5.00	4.60	4.20	CALL
AXA-NMTF	Coaxial Adapter, Type N Male/TNC Female	5.00	4.60	4.20	CALL
AXA-NMFF	Coaxial Adapter, Type N Male/Type F Female	4.35	4.00	3.66	CALL
AXA-NMRSJ	Coaxial Adapter, Type N Male/ RP-SMA Jack	6.20	5.71	5.21	CALL
AXA-NMRSP	Coaxial Adapter, Type N Male/ RP-SMA Plug	6.20	5.71	5.21	CALL
AXA-NMRTJ	Coaxial Adapter, Type N Male/ RP-TNC Jack	6.20	5.71	5.21	CALL
AXA-NM RTP	Coaxial Adapter, Type N Male/ RP-TNC Plug	6.20	5.71	5.21	CALL
AXA-NFBF	Coaxial Adapter, Type N Female/BNC Female	3.75	3.45	3.15	CALL
AXA-NFBM	Coaxial Adapter, Type N Female/BNC Male	4.35	4.00	3.66	CALL
AXA-AMNFB	Coaxial Adapter, Type N Female Bulkhead/ NMO	15.94	14.66	13.39	CALL
AXA-NFMUM	Coaxial Adapter, Type N Female/Mini-UHF Male	4.35	4.00	3.66	CALL
AXA-NFTM	Coaxial Adapter, Type N Female/TNC Male	4.35	4.00	3.66	CALL
AXA-NFRBP	Coaxial Adapter, Type N Female/ RP BNC Plug	4.35	4.00	3.66	CALL
AXA-NFRSJ	Coaxial Adapter, Type N Female/ RP-SMA Jack	6.20	5.71	5.21	CALL
AXA-RSJNFB	Coaxial Adapter, Type N Female Bulkhead/ RP-SMA Jack	7.13	6.56	5.99	CALL
AXA-NFRSP	Coaxial Adapter, Type N Female/ RP-SMA Plug	5.00	4.60	4.20	CALL
AXA-NFRTP	Coaxial Adapter, Type N Female/ RP-TNC Plug	6.20	5.71	5.21	CALL
AXA-NFRTP2	Coaxial Adapter, Type N Female/ RP-TNC Plug 1 Piece Design	6.20	5.71	5.21	CALL

Mini-UHF Interseries Coaxial Adapters - 50 Ohm

BA881	Coaxial Adapter, Mini-UHF Female/TNC Male	7.13	6.70	6.27	CALL
BA882	Coaxial Adapter, Mini-UHF Female/BNC Male	7.13	6.70	6.27	CALL
BA883	Coaxial Adapter, Mini-UHF Male/BNC Female	7.13	6.70	6.27	CALL
BA886	Coaxial Adapter, Mini-UHF Male/TNC Female	7.13	6.70	6.27	CALL

UHF Interseries Coaxial Adapters - 50 Ohm



BA40	Coaxial Adapter, UHF Male/RCA Female	3.75	3.53	3.30	CALL
BA130	Coaxial Adapter, UHF Female/Type F Male	3.75	3.53	3.30	CALL
BA140	Coaxial Adapter, UHF Female/RCA Male	3.75	3.53	3.30	CALL
BA160	Coaxial Adapter, UHF Male/Type F Female	3.75	3.53	3.30	CALL
BA230	Coaxial Adapter, UHF Female/BNC Female	4.90	4.60	4.31	CALL
BA270	Coaxial Adapter, UHF Male/BNC Male	3.75	3.53	3.30	CALL
BA301	Coaxial Adapter, UHF Female/Type F Female	3.75	3.53	3.30	CALL

TNC Interseries Coaxial Adapters - 50 Ohm

AXA-RTJRSJ	Coaxial Adapter, RP-TNC Jack/ RP-SMA Plug	5.00	4.60	4.20	CALL
AXA-RTPRSJ	Coaxial Adapter, RP-TNC Plug/ RP-SMA Jack	5.00	4.60	4.20	CALL

7/16 DIN Interseries Coaxial Adapters - 50 Ohm

AXA-NFDM	Coaxial Adapter, 7/16 DIN Male/Type N Female	67.46	62.06	56.66	CALL
AXA-NMDF	Coaxial Adapter, 7/16 DIN Female/Type N Male	75.07	69.07	63.06	CALL



Coaxial Within Series Adapter Selection Matrix

Use this handy chart to locate the desired within series or T type adapter. Simply locate the connector type and configuration in the top row. Then find the connector type and gender in the left hand column. Intersect the row and column to determine availability. If a specific

adapter type is not listed, please visit our website at **L-com.com** for the latest information or call our technical support group at **800-343-1455** for assistance. Adapters listed are generally intended for use in the RF band.

INTERFACE SERIES	SAME GENDER IN SERIES				GENDER CHANGE IN SERIES			
	STRAIGHT	BULKHEAD	3 PORT TEE (F, F, F)	RIGHT ANGLE	STRAIGHT	RIGHT ANGLE	3 PORT TEE (F, M, F)	3 PORT F or Y
BNC FEMALE	BA80, BA80E, BIF-CB	BA1087, BA1089, BA1087E	BA832, BA832E			BA240	BA250, BA250E, BIF-TB1, BIF-TB2	BA840 (F), BA845 (Y)
BNC FEMALE (75 Ohms)	BA016	BA036, BA039	BA019			BA038	BA035	
BNC MALE	BA100							
F FEMALE		BA330A	BA132		BA124	BA126, BA123		
F MALE	BA122							
FME PLUG	AXA-FMEPFMEP							
FME JACK	AXA-FMEJFMEJ							
MINI UHF FEMALE	BA476					BA470		
MINI UHF MALE	BA478							
N FEMALE	AXA-NFNF	AXA-NFNFB, AXA-NFNFB2	BN133			BN121	BN126	
N MALE	AXA-NMNM			AXA-NMNM90				
RCA FEMALE		BA400(R, B, Y), BA400A						
SMA FEMALE	BA23	BA21	BA18			BA20	BA19	
SMA MALE	BA22, AXA-SMSM							
RP-SMA PLUG	AXA-RSPRSP							
RP-SMA JACK		AXA-RSJRSJB						
TNC FEMALE		BA2301, BA1090			BA4000			
RP-TNC PLUG	AXA-RTPRTP							
RP-TNC JACK	AXA-RTJRTJ							
UHF FEMALE	BA170	BA406Z	BA303			BA404Z		
UHF MALE	BA280							
7/16 DIN FEMALE	AXA-DFDF							
7/16 DIN MALE	AXA-DMDM							



Item #	Description	1-9	10-24	25-99	100+
--------	-------------	-----	-------	-------	------

BNC Within Series Adapters - 50 Ohm

BA80	Coaxial Adapter, BNC Female/Female	2.50	2.35	2.20	CALL
BA100	Coaxial Adapter, BNC Male/Male	3.75	3.53	3.30	CALL
BA240	Coaxial Adapter, BNC Female/90° Male	4.90	4.60	4.31	CALL
BA250	Coaxial T Adapter, BNC Female/Male/Female	4.90	4.60	4.31	CALL
BA832	Coaxial T Adapter, BNC Female/Female/Female	5.06	4.76	4.45	CALL
BA840	Coaxial Adapter, BNC Male/Female/Female	9.79	9.20	8.62	CALL
BA845	Coaxial Adapter, BNC Female/Male/Female	9.79	9.20	8.62	CALL
BA1087	Coaxial Adapter, BNC Bulkhead, Female/Female, Grounded	4.90	4.60	4.31	CALL
BA1089	Coaxial Adapter, BNC Bulkhead, Female/Female, Insulated Ground	6.15	5.78	5.41	CALL

True 75 Ohm BNC Within Series Adapters - To Precisely Match All 75 Ohm Coaxial Cables

BA016	Coaxial Adapter, BNC Female/Female (Splice)	3.32	3.12	2.92	CALL
BA019	Coaxial T Adapter, BNC Female/Female/Female	5.54	5.21	4.88	CALL
BA035	Coaxial T Adapter, BNC Female/90° Male	5.54	5.21	4.88	CALL
BA036	Coaxial Adapter, BNC Female/Female Bulkhead	5.54	5.21	4.88	CALL
BA038	Coaxial Adapter, BNC Male/90° Female	5.54	5.21	4.88	CALL
BA039	Coaxial Adapter, BNC Female/Female Bulkhead, Insulated	6.32	5.94	5.56	CALL

Economy BNC Adapters - 50 Ohm - Cast Metal Components Save on Production Costs

BA80E	Economy Coaxial Adapter, BNC Female/Female	1.63	1.53	1.44	CALL
BA250E	Economy Coaxial T Adapter, BNC Female/Male/Female	2.50	2.35	2.20	CALL
BA832E	Economy Coaxial T Adapter, BNC Female/Male/Female	3.75	3.53	3.30	CALL
BA1087E	Economy Coaxial Adapter, BNC Bulkhead Adapter, Grounded	3.75	3.53	3.30	CALL

FME Within Series Adapters - 50 Ohm

AXA-FMEJFMEJ	Coaxial Adapter, FME Jack/FME Jack	3.75	3.45	3.15	CALL
AXA-FMEPFMEP	Coaxial Adapter, FME Plug/FME Plug	3.75	3.45	3.15	CALL

SMA Within Series Adapters - 50 Ohm

L-com offers the interseries coaxial adapters to help you match any SMA terminated cable to any other. Adapters are machined nickel plated brass, contacts are gold plated.

BA18	Coaxial Adapter, SMA Female/Female/Female	7.13	6.70	6.27	CALL
BA19	Coaxial Adapter, SMA Female/Male/Female	7.13	6.70	6.27	CALL
BA20	Coaxial Adapter, SMA Female/Male, 90°	7.13	6.70	6.27	CALL
BA21	Coaxial Adapter, SMA Female/Female (Bulkhead)	7.13	6.70	6.27	CALL
BA22	Coaxial Adapter, SMA Male/Male	7.13	6.70	6.27	CALL
BA23	Coaxial Adapter, SMA Female/Female	7.13	6.70	6.27	CALL
AXA-SMSM	Coaxial Adapter, SMA Male/SMA Male Barrel Adapter	4.35	4.00	3.66	CALL
AXA-RSJRSJB	Coaxial Adapter, RP-SMA Jack/RP-SMA Jack Bulkhead Adapter	5.00	4.60	4.20	CALL
AXA-RSPRSP	Coaxial Adapter, RP-SMA Plug/RP-SMA Plug	5.00	4.60	4.20	CALL

Type F Within Series Adapters - 75 Ohm

BA122	Coaxial Adapter, Type F Male/Male	2.23	2.09	1.96	CALL
BA123	Coaxial Adapter, Type F Female/Male, Right Angle	2.23	2.09	1.96	CALL
BA124	Coaxial Adapter, Type F Male Push-on/Female	1.40	1.31	1.23	CALL
BA126	Coaxial Adapter, Type F Female/Male Push On, 90°	2.23	2.09	1.96	CALL
BA132	Coaxial T Adapter, Type F Female/Female/Female	3.32	3.12	2.92	CALL
BA330A	Coaxial Bulkhead Adapter, Type F Female/Female, (.5/1.3cm D-Hole), Insulated	2.23	2.09	1.96	CALL

Some Connectors are sold in 10-Packs. See website for details. Adapters are sold individually.

Item #	Description	Color	1-9	10-24	25-99	100+
RCA Female Feed-Thru Adapter - 75 Ohm - with Blue, Red, Yellow or White Insulators						
These RCA feed-thru adapters feature color coded insulators for video and audio applications. This color coding helps avoid improper connections.						
BA400B	Coaxial Adapter, RCA Bulkhead Female/Female, Blue Insulator		4.09	3.85	3.60	CALL
BA400R	Coaxial Adapter, RCA Bulkhead Female/Female, Red Insulator		4.09	3.85	3.60	CALL
BA400Y	Coaxial Adapter, RCA Bulkhead Female/Female, Yellow Insulator		4.09	3.85	3.60	CALL
BA400	Coaxial Adapter, RCA Bulkhead Female/Female, White Insulator		4.09	3.85	3.60	CALL
BA400A	Coaxial Adapter, RCA Bulkhead Female/Female, 0.5" (1.3cm) Circular Hole		4.09	3.85	3.60	CALL

Type N Within Series Adapters - 50 Ohm

AXA-NMNM	Coaxial Adapter, Type N Male/Male Barrel Adapter		5.00	4.60	4.20	CALL
AXA-NFNF	Coaxial Adapter, Type N Female/Female Bullet Adapter		5.00	4.60	4.20	CALL
AXA-NMNM90	Coaxial Adapter, Type N Male/Male Right Angle Adapter		7.40	6.81	6.21	CALL
AXA-NMNF90	Coaxial Adapter, Type N Male/Female Right Angle Adapter		7.40	6.81	6.21	CALL
AXA-NFNFB2	Coaxial Adapter, Type N Female/Female 1/4" (0.6cm) (Bulkhead)		4.35	4.00	3.66	CALL
AXA-NFNFB	Coaxial Adapter, Type N Female/Female 1/8" (0.3cm) (Bulkhead)		4.35	4.00	3.66	CALL
BN121	Coaxial Adapter, Type N Male/Female Right Angle Adapter		7.13	6.70	6.27	CALL
BN126	Coaxial T Adapter, Type N Female/Female/Male		7.13	6.70	6.27	CALL
BN133	Coaxial T Adapter, Type N Female/Female/Female		7.13	6.70	6.27	CALL

Mini-UHF Within Series Adapters - 50 Ohm

BA470	Coaxial Adapter, Mini-UHF Female/90° Male		11.10	10.43	9.77	CALL
BA476	Coaxial Adapter, Mini-UHF Female/Female		4.90	4.60	4.31	CALL
BA478	Coaxial Adapter, Mini-UHF Male/Male		4.90	4.60	4.31	CALL

UHF Within Series Adapters - 50 Ohm

BA170	Coaxial Adapter, UHF Female/Female		3.75	3.53	3.30	CALL
BA280	Coaxial Adapter, UHF Male/Male		4.90	4.60	4.31	CALL
BA303	Coaxial T Adapter, UHF Female/Female/Female		7.40	6.95	6.51	CALL
BA404Z	Coaxial Adapter, UHF Male/90° Female		7.40	6.95	6.51	CALL
BA406Z	Coaxial Adapter, UHF Feed-Thru Female/Female		7.40	6.95	6.51	CALL



TNC Within Series Adapters - 50 Ohm

BA2301	Coaxial Adapter, TNC Bulkhead, Female/Female, Grounded		6.15	5.78	5.41	CALL
BA1090	Coaxial Adapter, TNC Bulkhead, Female/Female, Insulated Ground		7.40	6.95	6.51	CALL
BA4000	Coaxial Adapter, TNC Male/Female		4.68	4.40	4.12	CALL
AXA-RTJRTJ	Coaxial Adapter, RP-TNC Jack to RP-TNC Jack Bullet Adapter		5.00	4.60	4.20	CALL
AXA-RTPRTP	Coaxial Adapter, RP-TNC Plug to RP-TNC Plug Barrel Adapter		4.35	4.00	3.66	CALL
AXA-RTPRTJ90	Coaxial Adapter, RP-TNC Plug to RP-TNC Jack, Right Angle		7.13	6.56	5.99	CALL




7/16 DIN Within Series Adapters - 50 Ohm

AXA-DMDM	Coaxial Adapter, 7/16 DIN Male/Male		51.14	47.05	42.95	CALL
AXA-DDFD	Coaxial Adapter, 7/16 DIN Female/Female		50.05	46.04	42.04	CALL

Insulated Coaxial Connections - 50 Ohm - Needed to Prevent Ground Loops and Noise

Data signals are particularly susceptible to both ground loop and common mode interference. Reducing the number of ground points of a coaxial wiring system reduces the number of potential ground loops and multiple noise currents.

BIF-CB	Coaxial Coupler, BNC Female/Female		3.75	3.45	3.15	CALL
BIF-TB2	Coaxial T Adapter, BNC Female/Male/Female		7.34	6.90	6.46	CALL



BNC Connector Identifiers/Insulators - Take on New Look with Color-Coded Insulated Covers

The conventional BNC crimp connector may now be modified to be fully insulated, helping eliminate ground loop problems. Our colorful slip-on insulated covers are quick to assemble and provide color coding. The hood cover is installed over the BNC movable collar; the plastic bend strain protector is slipped on over ferrule after the crimping operation. An important feature is the added support offered by the bend-protector; it helps prevent cable breakage.

BIF-H0	Coaxial Connector Cover for BNC, Pkg/10	Black	2.39	2.20	2.01	CALL
BIF-H2	Coaxial Connector Cover for BNC, Pkg/10	Red	2.39	2.20	2.01	CALL
BIF-H5	Coaxial Connector Cover for BNC, Pkg/10	Green	2.39	2.20	2.01	CALL
BIF-H6	Coaxial Connector Cover for BNC, Pkg/10	Blue	2.39	2.20	2.01	CALL
BIF-H9	Coaxial Connector Cover for BNC, Pkg/10	White	2.39	2.20	2.01	CALL
BIF-P0-58	Coaxial Plastic Bend Protector for RG58, Pkg/10	Black	3.05	2.80	2.56	CALL
BIF-P2-58	Coaxial Plastic Bend Protector for RG58, Pkg/10	Red	3.05	2.80	2.56	CALL
BIF-P5-58	Coaxial Plastic Bend Protector for RG58, Pkg/10	Green	3.05	2.80	2.56	CALL
BIF-P6-58	Coaxial Plastic Bend Protector for RG58, Pkg/10	Blue	3.05	2.80	2.56	CALL
BIF-P0-59/62	Coaxial Plastic Bend Protector for RG59/RG62, Pkg/10	Black	2.12	1.95	1.78	CALL
BIF-P2-59/62	Coaxial Plastic Bend Protector for RG59/RG62, Pkg/10	Red	2.12	1.95	1.78	CALL
BIF-P5-59/62	Coaxial Plastic Bend Protector for RG59/RG62, Pkg/10	Green	2.12	1.95	1.78	CALL
BIF-P6-59/62	Coaxial Plastic Bend Protector for RG59/RG62, Pkg/10	Blue	2.12	1.95	1.78	CALL
BIF-P9-59/62	Coaxial Plastic Bend Protector for RG59/RG62, Pkg/10	White	2.12	1.95	1.78	CALL





Some Connectors are sold in 10-Packs. See website for details. Adapters are sold individually.

Tip *What is the difference between a WITHIN SERIES coaxial adapter and an INTERSERIES coaxial adapter?*

A **WITHIN SERIES** coaxial adapter connects between two interfaces of the same series (i.e. SMA to SMA) in female to female, male to female or male to male configurations.

An **INTERSERIES** coaxial adapter connects between two interfaces of different series (i.e. SMA to BNC) in female to female, male to female or male to male configurations.



BAK300



BAK400



BA1200K



BA1700K

Item #	Description	1-9	10-24	25-99	100+
--------	-------------	-----	-------	-------	------

Deluxe Coaxial Adapter Kit - Immediate Assembly of 108 Adapters

Thirty component parts interchangeably screw together to form up to 108 different types of coaxial adapters, all in a matter of seconds. Disassemble them when you're through, for use next time. Truly a problem solver for those unique situations and it replaces a drawer full of adapters. Premium quality, having gold center pins and Teflon insulators for good conductivity and low loss. All components are gold plated to prevent long term oxidation. The deluxe coaxial adapter kit contains male and female: Type N, BNC, TNC, SMA, UHF and Mini-UHF types of interconnections. Mix and match to suit your immediate needs. Supplied in a handy leatherette, zippered storage case ideal for portable use.

BAK300	Deluxe Coaxial Adapter Kit	150.24	144.23	138.22	CALL
--------	----------------------------	--------	--------	--------	------

Premium Coaxial Adapter Kit - Assemble up to 192 Different Adapters

Forty component parts interchangeably screw together to form up to 192 different types of coaxial adapters. The secret is the special in-between fittings that allow you to assemble virtually any coaxial adapter in a matter of seconds. Mix and match to suit your needs. Disassemble them when you're through for use next time. A problem solver for those unique situations and it replaces a drawer full of adapters. Premium quality, featuring gold plated pins and Teflon insulators and gold plated overall. Kit assembles the same types as the BAK300, plus RCA-Phono and Type F. Supplied in portable black leatherette zippered storage case. No technician or third party maintenance person should be without this.

BAK400	Premium Coaxial Adapter Kit	180.29	173.08	165.87	CALL
--------	-----------------------------	--------	--------	--------	------

SMA Interseries Adapter Kit - 10 of the Most Commonly Used Adapters

The BA1200K includes 10 of the most commonly used SMA interseries adapters. This kit is a super value versus buying the parts separately and includes a free 7 compartment plastic case. Adapters included are: BA20, BA23 (2), BA28 (2), BA29 (2), BA34, BA38, BA588.

BA1200K	SMA Interseries Adapter Kit	61.13	57.46	53.79	CALL
---------	-----------------------------	-------	-------	-------	------

BNC Within Series Adapter Kit

This useful adapter kit offers a super value to buying parts separately. Kit includes various BNC adapters as well as 3 port tees and right angle configurations all stored in a multi compartment storage case. Adapters are machined and plated for corrosion resistance and long life.

BA1700K	BNC Adapter Kit	48.69	45.77	42.85	CALL
---------	-----------------	-------	-------	-------	------

BNC Interseries Assortment - Adapters to Mate SMA, UHF, RCA and Type F

A handy adapter assortment to have in the lab or workshop. How many times did you come up with a mismatch in coaxial cables and nowhere to turn to make the connection? We have the answer with our Interseries Assortment that contains eleven adapters, one each of the following: BA28, BA38, BA50, BA60, BA90, BA94, BA95, BA120, BA125, BA220 and BA230. Seven compartment carry case included.

BA1800K	BNC Interseries Adapter Assortment	48.69	45.77	42.85	CALL
---------	------------------------------------	-------	-------	-------	------

Tip *What makes up the different types of connectors?*

The two main components of a connector that determine the mating type (sex) are the **BODY** and the **PIN**.



Here is a Standard Polarity Plug connector:
It is made up of a **PLUG BODY** and a **MALE PIN**. Standard polarity plug connectors can also be known as Male Connectors.



Here is a Reverse Polarity Plug connector:
It is made up of a **PLUG BODY** and a **FEMALE PIN**. The polarity of the pin is reversed, thus making it a Reverse Polarity Plug Connector.



Here is a Standard Polarity Jack connector:
It is made up of a **JACK BODY** and a **FEMALE PIN**. Standard polarity jack connectors can also be known as Female Connectors.



Here is a Reverse Polarity Jack connector:
It is made up of a **JACK BODY** and a **MALE PIN**. Again the polarity of the pin is reversed, thus making it a Reverse Polarity Jack Connector.

Coaxial Connector Selection Matrix

Use this handy chart to locate the desired coaxial connector. Simply locate the connector type and gender in the top row. Then find the coaxial cable type in the left hand column. Intersect the row and column to determine availability. Connectors shown in this matrix are listed on pages 192 thru 195. If a specific

connector type is not listed, please visit our website at L-com.com for the latest information or call our technical support group at 800-343-1455 for assistance. Connectors listed are generally intended for use in the RF band. Assembly tools can be found on pages 200 and 201.

CABLE TYPE	PLUG TYPES												
	BNC	TNC	RP-TNC	SMA	RP-SMA	SMB	QMA	TYPE N	RP-TYPE N	MCX	MMCX	TYPE F	RCA
RG6 (75 Ohm)	BAC026, BAC029 BAC032											BAC529 BAC-EX6	
RG6Q (75 Ohm)	BAC042												
RG58 (50 Ohm)	BAC836A-58, BAC10A BIF-83, BAC838-58	BAC898-58 BAC500 BAC525		BAC03, BAC03-G BAC02, BAC02-G				BAC519					
RG58 (50 Ohm) Plenum	BAC836A-58P												
RG59 (75 Ohm) Plenum	BAC028, BAC031, BAC541												
RG59/6 (75 Ohm)	BAC027, BAC027A BAC030, BAC836A-59 BAC033, BAC024 BAC706, BAC985 BAC543	BAC933-59 BAC893-59										BAC-CF559U BAC530 BAC-EX59	BAC700-59
RG142								ANM-1J00					
RG174/188/316 (50 Ohm)	BAC836B-74 BAC546	BAC531 BAC537	BAC541	BAC03A, BAC03A-G BAC02A, BAC02A-G BAC502				BAC523 ANM-1114	ARTP-1100	BAC507 BAC508	BAC509 BAC510 ARMMP-1100		
RG179/187/CTL (75 Ohm)	BAC836B-87, BAC551												
RG213 (50 Ohm)		BAC504						BAN111, BAC506					
RG223 (50 Ohm)	BAC547	BAC534, BAC545						ANM-1J00, BAC536					
734 (75 Ohm)	BAC-UPL220-025												
735 (75 Ohm)	BAC-UPL220-026												
1505A (75 Ohm)	BAC-UPL2000-D2B												
1506A (75 Ohm)	BAC-UPL2000-D8B												
BELDEN 9913	HPC992	HPC993						HPC994					
BELDEN 7807	HPC782	HPC783		HPC781									
PANEL MOUNT	BAC1501												
Low Loss 100 Series				ASM-1102	ARSP-1100	ASMBP-1100, ASMBP-1102		ANM-1114		AMM-1102	AMMM-1106 AMMM-1104		
Low Loss 195 Series	ABM-1700, ABM-1702	ATM-1700	ARTP-1708 ARTP-1714	ASM-1714 ASM-1710 ASM-1708	ARSP-1700 ARSP-1702 ARSP-1726 ARSP-1728		AQP-1700, AQP-1702	ANM-1700 ANM-1716	ARNP-1700			AFM-1700	
Low Loss 200 Series		ATM-1204	ARTP-1200	HPC201, HPC202	ARSP-1202			ANM-1202					
Low Loss 240 Series		ATM-1506	ARTP-1502	ASM-1504	ARSP-1504			ANM-1508, ANM-1516					
Low Loss 300 Series			ARTP-1312					ANM-1304					
Low Loss 400 Series		ATM-1402 ATM-1416 ATML-1400	ARTP-1404	HPC401, ASM-1406	ARSP-1404			HPC404, ANM-2400, ANM-1406, ANM-1416 ANM-1420, ANM-2402	ARNP-1404				
Low Loss 600 Series			ARTP-1606					ANM-2602, ANM-1610, ANM-1616 ANM-2904					
Low Loss 900 Series													

CABLETYPE	JACK TYPES											
	BNC	TNC	RP-TNC	SMA	RP-SMA	SMB	TYPE N	RP-TYPE N	QMA	FME	TYPE F	
RG6 (75 Ohm)	BAC516											
RG58 (50 Ohm)	BAC515, BAC522	BAC513, BAC501 BAC518		BAC05, BAC04			BAC524					
RG58 (50 Ohm) Plenum							BAC527					
RG59/6 (75 Ohm)	BAC908-59 BAC552											BAC520
RG142	BAC548	BAC553, BAC554					BAC544					
RG174/188/316 (50 Ohm)	BAC517, BAC540	BAC514, BAC528		BAC05A, BAC06A BAC503, BAC512								
RG179/187/CTL (75 Ohm)	BAC550											
RG223 (50 Ohm)							BAC544, BAC542					
Panel Mount	BAC260, BAC1503 BAC70A			BAC16			ANF-4000					
Low Loss 100 Series			ARTJ-1100					ASMBJ-1100				
Low Loss 195 Series		ATF-3700, ATF-1700	ARTJ-1708, ARTJ-3702	ASF-3700, ASF-1708	ARSJ-3700, ARSJ-1700		ANF-3700, ANF-1700 ANF-5700	ARNJ-1700	AQJ-3700	AFMEJ-1700		
Low Loss 200 Series							ANF-1202					
Low Loss 240 Series		ATF-1506					ANF-1508					
Low Loss 300 Series							ANF-1304					
Low Loss 400 Series		ATF-1402	ARTJ-3400, ARTJ-1404		ARSJ-1404		ANF-2400, ANF-1406	ARNJ-1404				
Low Loss 600 Series			ARTJ-1606				ANF-2602, ANF-1610					
Low Loss 900 Series							ANF-2904					



Item #	Description	Cable Type	Attachment	1-9	10-24	25-99	100+
--------	-------------	------------	------------	-----	-------	-------	------

Coaxial Connectors

In addition to the most popular styles, L-com also provides harder to find connectors for all your application needs. Configurations include crimp style, clamp style, bulkhead style and panel mount connectors. Each connector is precision manufactured using only the highest quality materials.

Solderless Coaxial Connectors, 50 Ohm

L-com's Solderless Coaxial Connectors make it quick and easy to terminate coax cable assemblies in the field and on the fly. All that is needed is a cable stripper and crimp tool. No soldering is needed for the center conductor.

ANM-1420	Type N Male	Low Loss 400-Series	Solderless/Crimp	4.35	4.00	3.66	CALL
ARSP-1726	Reverse Polarity SMA Plug, Right Angle	Low Loss 195-Series, RG58	Solderless/Crimp	5.11	4.70	4.30	CALL
ARSP-1728	Reverse Polarity SMA Plug	Low Loss 195-Series, RG58	Solderless/Crimp	5.22	4.80	4.39	CALL
ARTP-1710	Reverse Polarity TNC Plug	Low Loss 195-Series, RG58	Solderless/Crimp	2.83	2.72	2.60	CALL
ARTP-1406	Reverse Polarity TNC Plug	Low Loss 400-Series	Solderless/Crimp	4.52	4.33	4.15	CALL
ARTJ-3704	Reverse Polarity TNC Jack, Bulkhead	Low Loss 195-Series, RG58	Solderless/Crimp	4.35	4.18	4.00	CALL
ABM-1704	BNC Male	Low Loss 195-Series, RG58	Solderless/Crimp	2.83	2.72	2.60	CALL

TNC Coaxial Connectors, 50 Ohm

BAC893-58	TNC Male	RG58	Crimp	3.05	2.86	2.68	CALL
BAC525	TNC Male, Right Angle	RG58	Crimp	5.77	5.42	5.07	CALL
BAC537	TNC Male, Right Angle	RG174/RG188/RG316	Crimp	7.94	7.47	6.99	CALL
BAC545	TNC Male	RG223	Crimp	6.09	5.73	5.36	CALL
BAC531	TNC Male	RG174/RG188/RG316	Crimp	6.69	6.29	5.89	CALL
BAC504	TNC Male	RG213	Crimp	3.05	2.86	2.68	CALL
ATM-1204	TNC Male	Low Loss 200-Series	Crimp	3.86	3.55	3.24	CALL
ATM-1506	TNC Male	Low Loss 240-Series	Crimp	4.52	4.15	3.79	CALL
ATM-1402	TNC Male	Low Loss 400-Series	Crimp	4.52	4.15	3.79	CALL
ATM-1416	TNC Male, Right Angle	Low Loss 400-Series	Crimp	5.77	5.31	4.84	CALL
ATML-1400	TNC Male, Reverse Thread	Low Loss 400-Series	Crimp	4.24	3.90	3.56	CALL
BAC513	TNC Female	RG58	Crimp	3.05	2.86	2.68	CALL
BAC514	TNC Female	RG174/RG188/RG316	Crimp	3.05	2.86	2.68	CALL
BAC528	TNC Female, Bulkhead	RG174/RG188/RG316	Crimp	7.29	6.85	6.41	CALL
BAC553	TNC Female	RG142/RG223/RG400	Crimp	6.69	6.29	5.89	CALL
BAC554	TNC Female, Bulkhead	RG142/RG223/RG400	Crimp	7.62	7.16	6.70	CALL
ATF-1700	TNC Female	Low Loss 195-Series, RG58	Crimp	2.07	1.90	1.74	CALL
ATF-1506	TNC Female	Low Loss 240-Series	Crimp	4.24	3.90	3.56	CALL
ATF-1402	TNC Female	Low Loss 400-Series	Crimp	4.90	4.50	4.11	CALL
ATF-3700	TNC Female, Bulkhead	Low Loss 195-Series, RG58	Crimp	4.24	3.90	3.56	CALL
ARTP-1A10	Reverse Polarity TNC Plug	RG6	Crimp	3.86	3.55	3.24	CALL
ARTP-1100	Reverse Polarity TNC Plug	RG316/RG174/RG188	Crimp	6.04	5.56	5.07	CALL
ARTP-1708	Reverse Polarity TNC Plug	Low Loss 195-Series, RG58	Crimp	3.86	3.55	3.24	CALL
ARTP-1710	Reverse Polarity TNC Plug	Low Loss 195-Series, RG58	Solderless/Crimp	2.83	2.72	2.60	CALL
ARTP-1200	Reverse Polarity TNC Plug	Low Loss 200-Series	Crimp	3.86	3.55	3.24	CALL
ARTP-1502	Reverse Polarity TNC Plug	Low Loss 240-Series	Crimp	5.11	4.70	4.30	CALL
ARTP-1312	Reverse Polarity TNC Plug	Low Loss 300-Series	Crimp	5.11	4.70	4.30	CALL
ARTP-1404	Reverse Polarity TNC Plug	Low Loss 400-Series	Crimp	5.11	4.70	4.30	CALL
ARTP-1406	Reverse Polarity TNC Plug	Low Loss 400-Series	Solderless/Crimp	4.52	4.33	4.15	CALL
ARTP-1606	Reverse Polarity TNC Plug	Low Loss 600-Series	Crimp	6.42	5.91	5.39	CALL
BAC501	Reverse Polarity TNC Jack	RG58	Crimp	6.04	5.68	5.31	CALL
ARTJ-3100	Reverse Polarity TNC Jack, Bulkhead	Low Loss 100-Series	Crimp	4.03	3.70	3.38	CALL
ARTJ-3702	Reverse Polarity TNC Jack, Bulkhead	Low Loss 195-Series, RG58	Crimp	3.86	3.55	3.24	CALL
ARTJ-3704	Reverse Polarity TNC Jack, Bulkhead	Low Loss 195-Series, RG58	Solderless/Crimp	4.35	4.18	4.00	CALL
ARTJ-1708	Reverse Polarity TNC Jack	Low Loss 195-Series, RG58	Crimp	3.86	3.55	3.24	CALL
ARTJ-3400	Reverse Polarity TNC Jack, Bulkhead	Low Loss 400-Series	Crimp	3.97	3.65	3.34	CALL
ARTJ-1404	Reverse Polarity TNC Jack	Low Loss 400-Series	Crimp	4.24	3.90	3.56	CALL
ARTJ-1606	Reverse Polarity TNC Jack	Low Loss 600-Series	Crimp	4.35	4.00	3.66	CALL

TNC Coaxial Connectors, 75 Ohm

BAC893-59	TNC Male	RG59	Crimp	2.85	2.68	2.51	CALL
BAC933-59	TNC Male	RG59	Twist On	3.73	3.51	3.28	CALL
BAC934-59	TNC Male	RG59	Crimp	5.44	5.11	4.79	CALL

SMA Coaxial Connectors, 50 Ohm

BAC03-G	SMA Male, Gold	RG58	Crimp	5.17	4.86	4.55	CALL
BAC02-G	SMA Male, Right Angle Gold	RG58	Crimp	5.17	4.86	4.55	CALL
ASM-1710	SMA Male, Right Angle	Low Loss 195-Series, RG58	Crimp	4.24	3.90	3.56	CALL
ASM-1708	SMA Male	Low Loss 195-Series, RG58	Crimp	4.24	3.90	3.56	CALL
BAC02A	SMA Male, Right Angle Nickel	RG174/RG188/RG316	Crimp	5.17	4.86	4.55	CALL
BAC03A	SMA Male, Nickel	RG174/RG188/RG316	Crimp	5.17	4.86	4.55	CALL
BAC03A-G	SMA Male, Gold	RG174/RG188/RG316	Crimp	5.17	4.86	4.55	CALL
BAC02A-G	SMA Male, Right Angle Gold	RG174/RG188/RG316	Crimp	4.79	4.50	4.21	CALL
ASM-1102	SMA Male	Low Loss 100-Series	Crimp	4.24	3.90	3.56	CALL
ASM-1504	SMA Male	Low Loss 240-Series	Crimp	3.86	3.55	3.24	CALL
ASM-1406	SMA Male	Low Loss 400-Series	Crimp	4.24	3.90	3.56	CALL
HPC401	SMA Male	Low Loss 400-Series	Crimp	11.59	11.12	10.66	CALL
BAC06A	SMA Female, Bulkhead Gold	RG174/RG188/RG316	Crimp	6.42	6.03	5.65	CALL
BAC05A	SMA Female, Nickel	RG174/RG188/RG316	Crimp	6.42	6.03	5.65	CALL
ASF-3700	SMA Female, Bulkhead	Low Loss 195-Series, RG58	Crimp	4.24	3.90	3.56	CALL
ASF-1708	SMA Female	Low Loss 195-Series, RG58	Crimp	4.24	3.90	3.56	CALL
BAC503	Reverse Polarity SMA Jack, Bulkhead	RG174/RG188/RG316	Crimp	6.04	5.68	5.31	CALL
BAC512	Reverse Polarity SMA Jack, Bulkhead	RG174/RG188/RG316	Crimp	6.69	6.29	5.89	CALL
ARSJ-3100	Reverse Polarity SMA Jack, Bulkhead	Low Loss 100-Series	Crimp	2.99	2.75	2.51	CALL
ARSJ-3700	Reverse Polarity SMA Jack, Bulkhead	Low Loss 195-Series, RG58	Crimp	5.11	4.70	4.30	CALL
ARSJ-1700	Reverse Polarity SMA Jack	Low Loss 195-Series, RG58	Crimp	5.11	4.70	4.30	CALL
ARSJ-1404	Reverse Polarity SMA Jack	Low Loss 400-Series	Crimp	5.11	4.70	4.30	CALL
BAC502	Reverse Polarity SMA Plug	RG174/RG188/RG316	Crimp	6.04	5.68	5.31	CALL
ARSP-1100	Reverse Polarity SMA Plug	Low Loss 100-Series	Crimp	4.24	3.90	3.56	CALL
ARSP-1700	Reverse Polarity SMA Plug	Low Loss 195-Series, RG58	Crimp	5.22	4.80	4.39	CALL
ARSP-1702	Reverse Polarity SMA Plug, Right Angle	Low Loss 195-Series, RG58	Crimp	5.11	4.70	4.30	CALL
ARSP-1726	Reverse Polarity SMA Plug, Right Angle	Low Loss 195-Series, RG58	Solderless/Crimp	5.11	4.70	4.30	CALL
ARSP-1728	Reverse Polarity SMA Plug	Low Loss 195-Series, RG58	Solderless/Crimp	5.22	4.80	4.39	CALL
ARSP-1202	Reverse Polarity SMA Plug	Low Loss 200-Series	Crimp	4.24	3.90	3.56	CALL
HPC202	Reverse Polarity SMA Plug	Low Loss 200-Series	Crimp	7.62	7.31	7.01	CALL
ARSP-1504	Reverse Polarity SMA Plug	Low Loss 240-Series	Crimp	5.11	4.70	4.30	CALL
ARSP-1404	Reverse Polarity SMA Plug	Low Loss 400-Series	Crimp	6.42	5.91	5.39	CALL

Item #	Description	Cable Type	Attachment	1-9	10-24	25-99	100+
Type N Coaxial Connectors, 50 Ohm							
ANM-1A18	Type N Male	RG6	Crimp	4.24	3.90	3.56	CALL
BAC536	Type N Male	RG142/RG223/RG400	Crimp	6.69	6.29	5.89	CALL
BAC523	Type N Male	RG174	Crimp	8.21	7.72	7.23	CALL
BAC506	Type N Male	RG213	Crimp	7.29	6.85	6.41	CALL
BAN111	Type N Male	RG213	Clamp	7.62	7.16	6.70	CALL
ANM-1J00	Type N Male, Right Angle	RG142/RG223/RG400	Crimp	8.21	7.72	7.23	CALL
ANM-1114	Type N Male	RG316/RG174/RG188	Crimp	4.24	3.90	3.56	CALL
ANM-1700	Type N Male	Low Loss 195-Series, RG58	Crimp	4.24	3.90	3.56	CALL
ANM-1716	Type N Male, Right Angle	Low Loss 195-Series, RG58	Crimp	5.11	4.70	4.30	CALL
ANM-1202	Type N Male	Low Loss 200-Series	Crimp	4.35	4.00	3.66	CALL
ANM-1508	Type N Male	Low Loss 240-Series	Crimp	4.24	3.90	3.56	CALL
ANM-1516	Type N Male, Right Angle	Low Loss 240-Series	Crimp	7.62	7.01	6.40	CALL
ANM-1304	Type N Male	Low Loss 300-Series	Crimp	4.24	3.90	3.56	CALL
ANM-1406	Type N Male	Low Loss 400-Series	Crimp	4.24	3.90	3.56	CALL
ANM-1416	Type N Male, Right Angle	Low Loss 400-Series	Crimp	5.11	4.70	4.30	CALL
ANM-1420	Type N Male	Low Loss 400-Series	Solderless/Crimp	4.35	4.00	3.66	CALL
ANM-2400	Type N Male	Low Loss 400-Series	Clamp	4.52	4.15	3.79	CALL
ANM-2402	Type N Male, Right Angle	Low Loss 400-Series	Clamp	9.68	8.91	8.13	CALL
ANM-2602	Type N Male	Low Loss 600-Series	Clamp	6.42	5.91	5.39	CALL
ANM-1610	Type N Male	Low Loss 600-Series	Crimp	7.72	7.11	6.49	CALL
ANM-1616	Type N Male, Right Angle	Low Loss 600-Series	Crimp	7.62	7.01	6.40	CALL
ANM-2904	Type N Male	Low Loss 900-Series	Clamp	36.56	33.63	30.71	CALL
BAC527	Type N Female	RG174/RG188/RG316	Crimp	8.81	8.28	7.76	CALL
BAC542	Type N Female, Bulkhead	RG55/RG141/RG142/RG223	Crimp	6.04	5.68	5.31	CALL
BAC544	Type N Female	RG55/RG141/RG142/RG223	Crimp	7.29	6.85	6.41	CALL
ANF-1700	Type N Female	Low Loss 195-Series, RG58	Crimp	4.24	3.90	3.56	CALL
ANF-3700	Type N Female, Bulkhead	Low Loss 195-Series, RG58	Crimp	5.11	4.70	4.30	CALL
ANF-5700	Type N Female, Panel Mount	Low Loss 195-Series, RG58	Crimp	4.52	4.15	3.79	CALL
ANF-1202	Type N Female	Low Loss 200-Series	Crimp	4.24	3.90	3.56	CALL
ANF-1508	Type N Female	Low Loss 240-Series	Crimp	4.24	3.90	3.56	CALL
ANF-1304	Type N Female	Low Loss 300-Series	Crimp	4.35	4.00	3.66	CALL
ANF-1406	Type N Female	Low Loss 400-Series	Crimp	4.24	3.90	3.56	CALL
ANF-2400	Type N Female	Low Loss 400-Series	Clamp	4.52	4.15	3.79	CALL
ANF-1610	Type N Female	Low Loss 600-Series	Crimp	7.67	7.06	6.44	CALL
ANF-2602	Type N Female	Low Loss 600-Series	Clamp	6.09	5.61	5.12	CALL
ANF-2906	Type N Female	Low Loss 900-Series	Clamp	36.56	33.63	30.71	CALL
ANF-2904	Type N Female, Times Microwave® #EZ-900-NFC-2	Low Loss 900-Series	Clamp	91.39	84.08	76.77	CALL
ARNJ-1700	Reverse Polarity Type N Jack	Low Loss 195-Series, RG58	Crimp	5.11	4.70	4.30	CALL
ARNJ-1404	Reverse Polarity Type N Jack	Low Loss 400-Series	Crimp	5.11	4.70	4.30	CALL
ARNP-1700	Reverse Polarity Type N Plug	Low Loss 195-Series, RG58	Crimp	5.11	4.70	4.30	CALL
ARNP-1404	Reverse Polarity Type N Plug	Low Loss 400-Series	Crimp	5.11	4.70	4.30	CALL




BNC Coaxial Connectors, 50 Ohm

BAC836A-58	BNC Male	RG58	Crimp	3.37	3.17	2.97	CALL
BAC836A-58P	BNC Male	RG58 Plenum	Crimp	4.24	3.99	3.73	CALL
BAC838-58	BNC Male	RG58	Twist On	5.17	4.86	4.55	CALL
BIF-83	BNC Male, Insulated	RG58	Crimp	5.22	4.91	4.60	CALL
BAC10A	BNC Male	RG58	Clamp	5.17	4.86	4.55	CALL
BAC547	BNC Male	RG142/RG223/RG400	Crimp	3.05	2.86	2.68	CALL
BAC836B-74	BNC Male	RG174/RG188/RG316	Crimp	5.77	5.42	5.07	CALL
BAC546	BNC Male, Right Angle	RG174/RG188/RG316	Crimp	5.77	5.42	5.07	CALL
ABM-1702	BNC Male, Right Angle	Low Loss 195-Series, RG58	Crimp	5.17	4.75	4.34	CALL
ABM-1704	BNC Male	Low Loss 195-Series, RG58	Solderless/Crimp	2.83	2.72	2.60	CALL
BAC515	BNC Female	RG58	Crimp	5.17	4.86	4.55	CALL
BAC522	BNC Female, Bulkhead	RG58	Crimp	6.42	6.03	5.65	CALL
BAC548	BNC Female	RG142	Crimp	5.66	5.32	4.98	CALL
BAC517	BNC Female	RG174/RG188/RG316	Crimp	5.17	4.86	4.55	CALL
BAC540	BNC Female	RG174/RG188/RG316	Crimp	6.09	5.73	5.36	CALL
ARBJ-1700	Reverse Polarity BNC Jack	Low Loss 195-Series, RG58	Crimp	3.81	3.50	3.20	CALL
ARBP-1700	Reverse Polarity BNC Plug	Low Loss 195-Series, RG58	Crimp	4.24	3.90	3.56	CALL
ARBP-1402	Reverse Polarity BNC Plug	Low Loss 400-Series	Crimp	4.90	4.50	4.11	CALL

BNC Coaxial Connectors, 75 Ohm

BAC026	BNC Male	RG6	Twist On	3.73	3.51	3.28	CALL
BAC032	BNC Male	RG6	Crimp (2 Pc)	3.68	3.46	3.24	CALL
BAC029	BNC Male	RG6	Crimp (3 Pc)	3.68	3.46	3.24	CALL
BAC042	BNC Male	RG6-Q	Crimp	2.54	2.39	2.23	CALL
BAC024	BNC Male	RG59	Twist On	3.73	3.51	3.28	CALL
BAC027	BNC Male	RG59 (23 AWG C.C.)	Crimp	3.68	3.46	3.24	CALL
BAC027A	BNC Male	RG59 (20 AWG C.C.)	Crimp	3.68	3.46	3.24	CALL
BAC028	BNC Male	RG59 Plenum	Crimp (3 Pc)	3.68	3.46	3.24	CALL
BAC030	BNC Male	RG59	Crimp (2 Pc)	3.68	3.46	3.24	CALL
BAC031	BNC Male	RG59 Plenum	Crimp (2 Pc)	3.68	3.46	3.24	CALL
BAC033	BNC Male	RG59	Solder	4.87	4.58	4.29	CALL
BAC543	BNC Male, Right Angle	RG59	Crimp	5.34	5.02	4.70	CALL
BAC706	BNC Male, Right Angle	RG59/6	Crimp	6.48	6.09	5.70	CALL
BAC985	BNC Male, Right Angle	RG59/6	Twist On	6.58	6.19	5.79	CALL
BAC836A-59	BNC Male	RG59/6	Crimp	3.11	2.92	2.74	CALL
BAC551	BNC Male, Right Angle	RG179/RG187	Crimp	5.91	5.55	5.20	CALL
BAC836B-87	BNC Male	RG187/CTL	Crimp	3.11	2.92	2.74	CALL
BAC516	BNC Female	RG6	Crimp	4.51	4.24	3.97	CALL
BAC908-59	BNC Female	RG59/6	Crimp	4.51	4.24	3.97	CALL
BAC552	BNC Female, Bulkhead	RG59	Crimp	6.01	5.65	5.29	CALL
BAC550	BNC Female, Bulkhead	RG179	Crimp	4.56	4.29	4.01	CALL

Some Connectors are sold in 10-Packs. See website for details. Adapters are sold individually.



BAC-UPL2000-D8B BAC-UPL220-026



BAC928 HPC992 HPC993



HPC993 HPC781 HPC782



HPC783 BAC1501 BAC1503



BAC70A BAC260 BAC930



BAC440 Fits .375" (1.0 cm) hole ANF-4000



BAC16 BAC-CFS59U BAC529 BAC530




AFM-1700



BAC-EX6 BAC-EX59 BAC520



BAC700-59



ATS9P-1100 BAC507




BAC508 AMM-1102



BAC526 AUM-1402

Tip Distinguishing between 50 and 75 Ohm BNC connectors

BNC connectors are one of the few coaxial connectors that are available in two impedance values of 50 and 75 Ohms. You can distinguish the two types by the absence of dielectric material at the interface of the 75 Ohm version as shown.



Dielectric Material 50 Ohm

Absence of Dielectric Material - 75 Ohm

Item #	Description	Cable Type	Attachment	1-9	10-24	25-99	100+
--------	-------------	------------	------------	-----	-------	-------	------

Digital Grade BNC Connectors for 1505A and 1506A Cable, 75 Ohm

BAC-UPL2000-D2B	BNC Male	1505A Coax	Crimp	9.53	9.15	8.77	CALL
BAC-UPL2000-D8B	BNC Male	1506A Plenum Coax	Crimp	9.53	9.15	8.77	CALL

Telecommunications Grade BNC Connectors for 734 and 735 Cable, 75 Ohm

BAC-UPL220-025	BNC Male	734 Coax	Crimp	11.76	11.29	10.82	CALL
BAC-UPL220-026	BNC Male	735 Coax	Crimp	11.76	11.29	10.82	CALL

Twin BNC Connector - Bayonet Style Coupling Polarized Contacts

BAC928	Twin BNC	Twinaxial	Clamp	8.92	8.39	7.85	CALL
--------	----------	-----------	-------	------	------	------	------

BNC, TNC and Type N - Belden 9913 Cable

Belden 9913 style cable is an RG8 / U type cable with low loss performance characteristics. This cable utilizes a semi-solid polyethylene as an insulator along with a solid 10 AWG center conductor to achieve this performance enhancement.

HPC992	BNC Plug	9913	Crimp	13.38	12.85	12.31	CALL
HPC993	TNC Plug	9913	Crimp	13.38	12.85	12.31	CALL
HPC994	Type N Plug	9913	Crimp	13.38	12.85	12.31	CALL

SMA, BNC and TNC - Belden 7807 Cable

Belden 7807 cable is an RG58 type cable with low loss performance characteristics. This cable utilizes a gas injected foam HDPE as an insulator along with a solid 17 AWG center conductor to achieve this performance enhancement.

HPC781	SMA Plug	7807	Crimp	12.89	12.38	11.86	CALL
HPC782	BNC Plug	7807	Crimp	10.99	10.55	10.11	CALL
HPC783	TNC Plug	7807	Crimp	10.99	10.55	10.11	CALL

Panel Mount Receptacle Connectors

These series of connectors are intended for panel mounting with discrete receptacle terminations. Offered in BNC, RCA, SMA and Type N interfaces with various mounting configurations.

BAC1501	BNC Male Bulkhead	N/A		3.64	3.43	3.21	CALL
BAC1503	BNC Female Bulkhead	N/A		3.64	3.43	3.21	CALL
BAC70A	BNC Female Bulkhead	N/A		3.64	3.43	3.21	CALL
BAC260	BNC Female, 4 Hole Flange	N/A		3.64	3.43	3.21	CALL
BAC930	Twin BNC Female Bulkhead	N/A		7.24	6.80	6.37	CALL
BAC440	RCA Female Insulated Bulkhead	N/A		4.79	4.50	4.21	CALL
ANF-4000	Type N Female, 4 Hole Flange	N/A		4.52	4.15	3.79	CALL
BAC16	SMA Female Bulkhead	N/A		6.04	5.68	5.31	CALL
ARSJ-4000	Reverse Polarity SMA Jack	1" (2.5cm) Flange for PCB		4.35	4.00	3.66	CALL

Type F Coaxial Connectors, 75 Ohm

BAC529	Type F Male, Indoor/Outdoor	RG6	Crimp	1.45	1.36	1.28	CALL
BAC-EX6	Type F Male	RG6	Compression	1.71	1.61	1.50	CALL
BAC-CFS59U	Type F Male, Indoor	RG59	Crimp	1.14	1.07	1.00	CALL
BAC530	Type F Male, Indoor/Outdoor	RG59	Crimp	1.45	1.36	1.28	CALL
BAC-EX59	Type F Male	RG59	Compression	1.71	1.61	1.50	CALL
AFM-1700	Type F Male	Low Loss 195-Series, RG58	Crimp	3.86	3.55	3.24	CALL
BAC520	Type F Female	RG59	Crimp	3.21	3.02	2.83	CALL

RCA Coaxial Connector - Push-On Coupling for 75 Ohm Coaxial Cable

The RCA connector is the most commonly used connector type found on consumer electronics for both composite and component video as well as audio in some cases.

BAC700-59	RCA Male	Push-On RG59	Crimp	1.14	1.07	1.00	CALL
-----------	----------	--------------	-------	------	------	------	------

TS-9 Coaxial Connector, 50 Ohm

TS-9 connectors are generally used with cellular type products such as certain models manufactured by Novatel, Sierra Wireless and ZTE.

ATS9P-1100	TS-9 Plug	Low Loss 100-Series RG174/RG188/RG316	Crimp	7.62	7.01	6.40	CALL
------------	-----------	--	-------	------	------	------	------

MCX Coaxial Connectors, 50 Ohm

This subminiature coaxial connector is widely used in GPS and wireless infrastructure applications. Offered in both straight and right angle configurations with crimp style attachment.

BAC507	MCX Plug	RG174/RG188/RG316	Crimp	5.77	5.42	5.07	CALL
BAC508	MCX Plug, Right Angle	RG174/RG188/RG316	Crimp	6.09	5.73	5.36	CALL
AMM-1102	MCX Plug	Low Loss 100-Series	Crimp	3.86	3.55	3.24	CALL
BAC526	MCX Jack	RG174/RG188/RG316	Crimp	7.02	6.60	6.18	CALL

UHF Connectors, 50 Ohm

AUM-1700	UHF Male	Low Loss 195-Series, RG58	Crimp	3.64	3.35	3.06	CALL
AUM-1402	UHF Male	Low Loss 400-Series	Crimp	3.64	3.35	3.06	CALL

Some Connectors are sold in 10-Packs. See website for details. Adapters are sold individually.

Item #	Description	Cable Type	Attachment	1-9	10-24	25-99	100+
--------	-------------	------------	------------	-----	-------	-------	------

MMCX Coaxial Connectors, 50 Ohm

This microminiaturized connector is widely used in PCB surface mount coaxial interconnect systems in applications such as wireless LAN equipment and GPS.

BAC509	MMCX Plug	RG174/RG188/RG316	Crimp	6.42	6.03	5.65	CALL
BAC510	MMCX Plug, Right Angle	RG174/RG188/RG316	Crimp	6.69	6.29	5.89	CALL
AMMM-1104	MMCX Plug, Right Angle	Low Loss 100-Series	Crimp	3.86	3.55	3.24	CALL
AMMM-1106	MMCX Plug, Straight	Low Loss 100-Series	Crimp	3.86	3.55	3.24	CALL
ARMMP-1100	MMCX Plug, Rt. Angle, Rev. Pol	Low Loss 100-Series	Crimp	4.35	4.00	3.66	CALL

MC Card Connector, 50 Ohm

AMCM-1102	MC Card Male	Low Loss 100-Series	Crimp	3.86	3.55	3.24	CALL
-----------	--------------	---------------------	-------	------	------	------	------

NMO Connector, 50 Ohm

AAM1-1700	NMO 3/4" (1.9cm) Hole	Low Loss 195-Series, RG58	Crimp	4.35	4.00	3.66	CALL
-----------	-----------------------	---------------------------	-------	------	------	------	------

QMA Connector, 50 Ohm

AQJ-3700	QMA Jack Bulkhead	Low Loss 195-Series, RG58	Crimp	9.47	8.71	7.95	CALL
AQP-1700	QMA Plug Right Angle	Low Loss 195-Series, RG58	Crimp	7.72	7.11	6.49	CALL
AQP-1702	QMA Plug	Low Loss 195-Series, RG58	Crimp	7.45	6.86	6.26	CALL

SMB Connectors, 50 Ohm

ASMBP-1100	SMB Plug	Low Loss 100-Series	Crimp	4.79	4.40	4.02	CALL
ASMBP-1102	SMB Plug, Right Angle	Low Loss 100-Series	Crimp	5.77	5.31	4.84	CALL
ASMBJ-1100	SMB Jack	Low Loss 100-Series	Crimp	4.24	3.90	3.56	CALL

FME Connectors, 50 Ohm

BAC8015	FME Plug	Low Loss 195-Series, RG58	Crimp	3.64	3.43	3.21	CALL
AFMEJ-1700	FME Jack	Low Loss 195-Series, RG58	Crimp	3.64	3.35	3.06	CALL

ORINOCO Compatible Connector, 50 Ohm*

AAPM-1100	AlProx Male Right Angle	Low Loss 100-Series	Crimp	5.00	4.60	4.20	CALL
-----------	-------------------------	---------------------	-------	------	------	------	------

Waverider Compatible Connector, 50 Ohm*

AWM-1700	Waverider Compatible Male	Low Loss 195-Series, RG58	Crimp	5.22	4.80	4.39	CALL
----------	---------------------------	---------------------------	-------	------	------	------	------

Shrouded SMA Connector, 50 Ohm

ASM-1714	Shrouded SMA Male Rt Angle	Low Loss 195-Series, RG58	Crimp	4.24	3.90	3.56	CALL
----------	----------------------------	---------------------------	-------	------	------	------	------

Sierra Wireless Aircard Compatible Connector, 50 Ohm*

ASNP-1100	SMA Nano-Plug	Low Loss 100-Series	Crimp	5.11	4.70	4.30	CALL
-----------	---------------	---------------------	-------	------	------	------	------

*Note: See website for additional compatibility information.

Some Connectors are sold in 10-Packs. See website for details. Adapters are sold individually.



Tip *The anatomy of a coaxial connector*

The two main components of a connector that determine the mating type (sex) are the **BODY** and the **PIN**.

Here are two examples of **PLUG** bodies (aka Male).



This is a **PLUG** body of a typical threaded type connector. Note that the threads are on the inside of the body.



This is a **PLUG** body of a typical bayonet type connector such as a BNC. Note the coupling mechanism on the body.

And these are two examples of **JACK** bodies (aka Female).



This is a **JACK** body of a typical threaded type connector. Note that the threads are on the outside of the body.



This is a **JACK** body of a typical bayonet type connector such as a BNC. Note the bayonets on the body.



This is a **MALE** pin.



This is a **FEMALE** pin.

So what makes up the different types of connectors?

Here is a Standard Polarity Plug connector:



It is made up of a **PLUG BODY** and a **MALE PIN**. Standard polarity plug connectors can also be known as Male Connectors.

Here is a Standard Polarity Jack connector:



It is made up of a **JACK BODY** and a **FEMALE PIN**. Standard polarity jack connectors can also be known as Female Connectors.

Here is a Reverse Polarity Plug connector:



It is made up of a **PLUG BODY** and a **FEMALE PIN**. The polarity of the pin is reversed, thus making it a Reverse Polarity Plug Connector.




















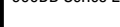
Here is a Reverse Polarity Jack connector:



It is made up of a **JACK BODY** and a **MALE PIN**. Again the polarity of the pin is reversed, thus making it a Reverse Polarity Jack Connector.

How do you select the right coaxial cable for your application?


There are a number of coaxial cable styles available today. "RG" style cables were originally designed for military applications but now are extensively used in commercial applications. Low Loss coaxial cables are designed to meet the demands of the wireless communications market. High performance with low signal loss makes them ideal for a wide array of wireless applications. The following coaxial cable selection guide is intended as a general guide to assist you in selecting the right cable for your application.

Cable Type	Impedance	Typical Application	Cable Type	Impedance	Typical Application
 RG174/U	50 Ohm	Transmission of data signals in applications such as LAN/WAN or GPS.	 RG179B/U	75 Ohm	Transmission of a video signal in applications such as security systems where high temperature performance is needed.
 RG188A/U	50 Ohm	Transmission of data signals in applications such as LAN/WAN or GPS in situations where high temperature performance is needed.	 RG187/U	75 Ohm	Transmission of a video signal in applications such as security systems where high temperature performance is needed.
 RG316/U	50 Ohm	Transmission of data signals in applications such as LAN/WAN or GPS in situations where high temperature performance is needed.	 100 Series Low Loss	50 Ohm	Drop-in Low Loss equivalent for RG316/174. Very short radio pigtails/jumper cables.
 RG58C/U	50 Ohm	Transmission of data signals in applications such as antenna feed cables or Ethernet backbones.	 195 Series Low Loss	50 Ohm	Drop-in Low Loss equivalent for RG58/142. Short antenna and jumper cables.
 RG142B/U	50 Ohm	Transmission of data signals in applications such as antenna feed cables or Ethernet backbones in situations where high temperature performance is needed.	 200 Series Low Loss	50 Ohm	Short antenna cable feeds. Applications requiring easily routed low loss cable.
 RG59A/U	75 Ohm	Transmission of a video or audio signal in applications such as security systems or CATV.	 240 Series Low Loss	50 Ohm	Medium length antenna/jumper cables.
 RG59B/U	75 Ohm	Transmission of a video or audio signal in applications such as security systems or CATV.	 400 Series Low Loss	50 Ohm	Drop-in Low Loss equivalent for RG8/9913. Medium distance antenna feed cables.
 RG6/U	75 Ohm	Transmission of a video or audio signal in applications such as security systems or CATV.	 400 Ultra Flex Series Low Loss	50 Ohm	Applications requiring maximum flexibility and repeated bending/flexing. Drop-in Low Loss equivalent for RG-8/9913.
 RG223/U	50 Ohm	Transmission of data signals in applications such as LAN/WAN or GPS in situations where low signal loss and high shielding performance is needed.	 600 Series Low Loss	50 Ohm	Medium distance base station and cell tower applications.
 RG213/U	50 Ohm	Transmission of data signals in applications such as antenna feed cables in situations where low signal loss and high operating voltage performance is needed.	 900DB Series Low Loss	50 Ohm	Outdoor/direct burial applications, jumper cable assemblies for 1-5/8" & 2-1/4" feeders, medium antenna cable feeds with no jumpers required and long distance base station and cell tower applications.

Note: Images on this page are for reference only and may not be to scale

Anatomy of a Coaxial Connector

There are a wide variety of coaxial connectors available today. These connectors are offered in numerous interface types and attachment methods. Illustrated below are some common elements and functions shared by most of these coaxial connectors.



Building Your Own Coaxial Cable Assembly

In order to successfully build your own coaxial cable assembly, you must make the following decisions:

1. Select a cable type

Many parameters come into play in making this decision from electrical performance properties such as impedance, shielding and attenuation to mechanical properties such as diameter, center conductor construction (solid vs stranded) and jacket material. A selection of the most commonly used cable is listed on pages 198 and 199.

2. Select a connector type

Numerous connector interfaces exist such as BNC, TNC, SMA, F or RCA to name just a few. Each has a different application and come in both male and female versions. A selection of the most popular types is listed on pages 191-195.

3. Select an attachment method


In general, there are three basic methods to attach a coaxial connector to a coaxial cable. They are crimp, clamp and twist-on. Each of these methods is illustrated below.

4. Select a tool

If a crimp attachment method was selected then a crimp tool will be needed. The crimp cross reference chart on page 200 will assist you in selecting the correct tool.


Crimp Method:

This is the most common connector attachment method. In this case the cable shield is crimped to the connector using the crimp ring. The connector center conductor is attached to the cable center conductor by crimp or solder.




Clamp Method:

The clamp method is often used for weather exposure applications or when crimp tools are not available. In this case the cable shield is clamped between the connector body and back nut. The connector center conductor is usually soldered to the cable center conductor.



Twist-On Method:

This method is most often used in field applications because of its simplicity and not needing special tools.



Crimp Tool:

When using a crimp connector, the HT330K tool kit can be a valuable item (page 200). This kit contains dies for all the commonly used crimp sizes. In addition, this kit comes complete with a cable cutter and a rotary cable stripper - helpful tools for building a cable assembly.



Plug or Jack:




A **PLUG** utilizes a center pin = MALE GENDER



A **JACK** utilizes a center socket = FEMALE GENDER

Solid or Stranded:



SOLID center conductor: best attenuation but somewhat stiff.




STRANDED center conductor: more flexible but slightly higher attenuation.

Online Video


L-com.com/Videos/A19

100 Series \varnothing 0.105 in. (2.7mm) Nominal




50 Ohm Impedance

195 Series \varnothing 0.195 in. (5.0mm) Nominal




50 Ohm Impedance

200 Series \varnothing 0.195 in. (5.0mm) Nominal



50 Ohm Impedance


240 Series \varnothing 0.240 in. (6.1mm) Nominal



50 Ohm Impedance

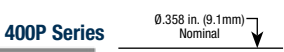
Best Seller

400 Series \varnothing 0.405 in. (10.3mm) Nominal




50 Ohm Impedance

400P Series \varnothing 0.358 in. (9.1mm) Nominal



50 Ohm Impedance

400UF Series \varnothing 0.405 in. (10.3mm) Nominal




50 Ohm Impedance

600 Series \varnothing 0.590 in. (15.0mm) Nominal




50 Ohm Impedance

900DB Series \varnothing 0.870 in. (22.1mm) Nominal



50 Ohm Impedance

RG174/U \varnothing 0.110 in. (2.8mm) Nominal



50 Ohm Impedance

RG188A/U \varnothing 0.108 in. (2.7mm) Nominal



50 Ohm Impedance

Low Loss Bulk Coaxial Cable

100 Series Low Loss Bulk Cable	NOMINAL ATTENUATION			Item #	Description	List
	MHz	db/100ft	db/100m			
• Center Conductor: Solid bare copper covered steel	900	22.8	74.8	CA-100-FOOT	CA-100, by the foot (0.3m)	0.48
• Shielding: Inner foil 90% coverage + tinned copper braid	1800	33.2	108.8	CA-100-R1K	CA-100, 1000ft (304.8m) reel	323.29
• Insulation: Solid polyethylene	2500	39.8	130.6	CA-100W-FOOT	White 100-Series, by the foot (0.3m)	0.69
• Jacket: PVC						
• Operating Temperature: -20°C - +60°C						

195R Series Low Loss Bulk Cable	NOMINAL ATTENUATION			Item #	Description	List
	MHz	db/100ft	db/100m			
• Center Conductor: Solid bare copper	900	11.1	36.5	CA-195R-FOOT	CA-195R, by the foot (0.3m)	0.54
• Shielding: Foil + tinned copper braid (90% coverage)	1800	16.0	52.5	CA-195R-R1K	CA-195R, 1000ft (304.8m) reel	323.29
• Insulation: Physical foam polyethylene (PTFE for Plenum Rated)	2500	19.0	62.4	CA-195RW-FOOT	White CA-195RW, by the foot (0.3m)	0.54
• Jacket: Polyvinyl Chloride (CMP Grade for Plenum Rated)	5800	29.9	98.1	CA-195RW-R1K	White CA-195RW, 1000ft (304.8m) reel	323.29
• Operating Temperature: -20°C - +60°C						

200 Series Low Loss Bulk Cable	NOMINAL ATTENUATION			Item #	Description	List
	MHz	db/100ft	db/100m			
• Center Conductor: Solid copper	900	9.9	32.6	CA-200-FOOT	CA-200, by the foot (0.3m)	0.59
• Shielding: Foil + tinned copper braid (90% coverage)	1800	14.2	46.6	CA-200-R1K	CA-200, 1000ft (304.8m) reel	323.29
• Insulation: Physical foam polyethylene	2500	16.9	55.4			
• Jacket: Polyethylene	5800	26.4	86.5			
• Operating Temperature: -40°C - +80°C						

240 Series Low Loss Bulk Cable	NOMINAL ATTENUATION			Item #	Description	List
	MHz	db/100ft	db/100m			
• Center Conductor: Solid copper	900	7.6	24.8	CA-240-FOOT	CA-240, by the foot (0.3m)	0.70
• Shielding: Foil + tinned copper braid	1800	10.9	35.6	CA-240-R500	CA-240, 500ft (152.4m) reel	242.47
• Insulation: Physical foam polyethylene	2500	12.9	45.4			
• Jacket: Polyethylene	5800	20.4	66.8			
• Operating Temperature: -40°C - +80°C						

400 and 400P Series Low Loss Bulk Cable	NOMINAL ATTENUATION			Item #	Description	List
	MHz	db/100ft	db/100m			
• Center Conductor: Copper clad aluminum	900	3.9	12.8	CA-400-FOOT	CA-400, by the foot (0.3m)	0.81
• Shielding: Foil + tinned copper braid	1800	5.7	18.6	CA-400-R500	CA-400, 500ft (152.4m) reel	350.24
• Insulation: Physical foam polyethylene	2500	6.8	22.2	CA-400-R1K	CA-400, 1000ft (304.8m) reel	592.71
• Jacket: Polyethylene (Black)	5800	10.8	35.5	CA400-REEL	WBC-400, 1000ft (304.8m) reel	700.00
• Operating Temperature: -40°C - +80°C				CA400P-FOOT	WBC-400, Plenum, by the foot (0.3m)	4.10
				CA400P-REEL	WBC-400, Plenum, 1000ft (304.8m) reel	2425.00

400 Series Ultra Flex Low Loss Bulk Cable	NOMINAL ATTENUATION			Item #	Description	List
	MHz	db/100ft	db/100m			
• Center Conductor: Stranded bare copper	900	4.7	15.4	CA-400UF-FOOT	CA-400UF, by the foot (0.3m)	1.29
• Shielding: Foil + tinned copper braid	1800	6.8	22.3	CA-400UF-R1K	CA-400UF, 1000ft (304.8m) reel	1185.41
• Insulation: Physical foam polyethylene	2500	8.1	26.6			
• Jacket: Black Thermoplastic Elastomer	5800	13.0	42.6			
• Operating Temperature: -40°C - +85°C						

600 Series Low Loss Bulk Cable	NOMINAL ATTENUATION			Item #	Description	List
	MHz	db/100ft	db/100m			
• Center Conductor: Solid copper	900	2.5	8.2	CA-600-R500	CA-600, 500ft (152.4m) reel	646.59
• Shielding: Foil + tinned copper braid	1800	3.7	12.1	CA-600-R1K	CA-600, 1000ft (304.8m) reel	1293.18
• Insulation: Physical foam polyethylene	2500	4.4	14.5			
• Jacket: Polyethylene	5800	7.3	23.8			
• Operating Temperature: -40°C - +80°C						

900DB Series Low Loss Bulk Cable	NOMINAL ATTENUATION			Item #	Description	List
	MHz	db/100ft	db/100m			
• Center Conductor: BC Tube	900	1.7	5.6	CA900DB-TW-FOOT	Direct Burial, by the foot (0.3m)	5.15
• Shielding: Aluminum tape + tinned copper braid	1800	2.5	8.2	CA900DB-TW-R1K	Direct Burial, 1000ft (304.8m) reel	4525.00
• Insulation: Foam polyethylene	2500	2.9	9.8			
• Jacket: Polyethylene	5800	4.9	16.0			
• Operating Temperature: -40°C - +85°C						

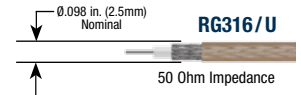
Bulk Coaxial Cable

RG174/U	NOMINAL ATTENUATION			Item #	Description	List
	MHz	db/100ft	db/100m			
• Center Conductor: 26 (7 x 34) AWG bare copper covered steel	100	8.4	27.6	RG174-100	RG174/U, 100ft (30.5m) coil	35.56
• Shielding: Tinned copper braid (90% coverage)	200	12.5	41.0	RG174-500	RG174/U, 500ft (152.4m) spool	167.04
• Insulation: Polyethylene	400	19.0	62.3	RG174-1K	RG174/U, 1,000ft (304.8m) spool	301.74
• Jacket: Black PVC	1000	34.0	111.5			
• Operating Temperature: -40°C - +75°C						


RG188A/U	NOMINAL ATTENUATION			Item #	Description	List
	MHz	db/100ft	db/100m			
• Center Conductor: 26 (7 x 34) AWG silver coated copper covered steel	100	8.3	27.2	RG188A-100	RG188A/U, 100ft (30.5m) coil	113.15
• Shielding: Silver coated copper braid (96% shield coverage)	200	12.0	39.4	RG188A-500	RG188A/U, 500ft (152.4m) spool	554.99
• Insulation: TFE Teflon	400	17.5	57.4	RG188A-1K	RG188A/U, 1,000ft (304.8m) spool	1088.42
• Jacket: White TFE taped	1000	29.0	95.1			
• Operating Temperature: -70°C - +200°C VW-1 vertical flame test compliant						

Bulk Coaxial Cable


RG316/U	NOMINAL ATTENUATION			Item #	Description	List
	MHz	db/100ft	db/100m			
<ul style="list-style-type: none"> Center Conductor: 26 (7 x 34) AWG silver coated copper covered steel Shielding: Silver coated copper braid (95% shield coverage) Insulation: TFE Teflon Jacket: Brown FEP Operating Temperature: -70°C - +200°C VW-1 vertical flame test compliant 	100	8.3	27.2	RG316-100	RG316/U, 100ft (30.5m) coil	80.82
	200	12.0	39.4	RG316-500	RG316/U, 500ft (152.4m) spool	377.18
	400	17.5	57.4	RG316-1K	RG316/U, 1,000ft (304.8m) spool	700.47
	1000	29.0	95.1	Note: Spools may contain more than one piece.		




RG58C/U	NOMINAL ATTENUATION			Item #	Description	List
	MHz	db/100ft	db/100m			
<ul style="list-style-type: none"> Center Conductor: 20 (19 x 32) AWG tinned copper Shielding: Tinned copper braid (95% coverage) Insulation: Polyethylene Jacket: Black PVC Operating Temperature: -40°C - +85°C 	100	4.9	16.1	RG58C-100	RG58C/U, 100ft (30.5m) coil	42.03
	200	7.3	23.9	RG58C-500	RG58C/U, 500ft (152.4m) spool	199.36
	400	11.0	36.1	RG58C-1K	RG58C/U, 1,000ft (304.8m) spool	387.95
	1000	20.0	65.6	Note: Spools may contain more than one piece.		




RG142B/U	NOMINAL ATTENUATION			Item #	Description	List
	MHz	db/100ft	db/100m			
<ul style="list-style-type: none"> Center Conductor: 18 AWG solid silver coated copper Shielding: 2 silver coated copper braids (96% coverage) Insulation: TFE Teflon Jacket: Brown FEP Operating Temperature: -70°C - +200°C VW-1 vertical flame test compliant 	100	3.9	12.8	RG142B-100	RG142B/U, 100ft (30.5m) coil	193.98
	200	5.6	18.4	RG142B-500	RG142B/U, 500ft (152.4m) spool	996.82
	400	8.2	26.9	RG142B-1K	RG142B/U, 1,000ft (304.8m) spool	1832.00
	1000	13.5	44.3	Note: Spools may contain more than one piece.		




RG59A/U	NOMINAL ATTENUATION			Item #	Description	List
	MHz	db/100ft	db/100m			
<ul style="list-style-type: none"> Center Conductor: 22 (7 x 30) AWG bare copper Shielding: Bare copper braid (95% coverage) Insulation: Foam polyethylene Jacket: Black PVC Operating Temperature: -40°C - +80°C 	100	3.0	9.8	RG59A-100	RG59A/U, 100ft (30.5m) coil	27.15
	200	4.5	14.8	RG59A-500	RG59A/U, 500ft (152.4m) spool	108.75
	400	6.6	21.7	RG59A-1K	RG59A/U, 1,000ft (304.8m) spool	217.55
	1000	10.9	35.8	Note: Spools may contain more than one piece.		




RG59B/U	NOMINAL ATTENUATION			Item #	Description	List
	MHz	db/100ft	db/100m			
<ul style="list-style-type: none"> Center Conductor: 22 AWG solid bare copper covered steel Shielding: Bare copper braid (95% coverage) Insulation: Polyethylene Jacket: Black PVC Operating Temperature: -40°C - +80°C 	100	3.4	11.1	RG59B-100	RG59B/U, 100ft (30.5m) coil	25.85
	200	4.9	16.1	RG59B-500	RG59B/U, 500ft (152.4m) spool	103.57
	400	7.0	23.0	RG59B-1K	RG59B/U, 1,000ft (304.8m) spool	207.19
	1000	12.0	39.3	Note: Spools may contain more than one piece.		




RG6/U	NOMINAL ATTENUATION			Item #	Description	List
	MHz	db/100ft	db/100m			
<ul style="list-style-type: none"> Center Conductor: 18 AWG solid bare copper Shielding: Inner foil (100% coverage); Outer, copper braid (60% coverage) Insulation: Foam Polyethylene Jacket: Black PVC Operating Temperature: -40°C - +80°C 	100	2.1	6.9	RG6-100	RG6/U, 100ft (30.5m) coil	16.27
	200	3.1	10.2	RG6-500	RG6/U, 500ft (152.4m) spool	81.55
	400	4.5	14.8	RG6-1K	RG6/U, 1,000ft (304.8m) spool	184.96
	1000	7.3	23.9	Note: Spools may contain more than one piece.		



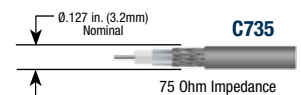
RG62A/U	NOMINAL ATTENUATION			Item #	Description	List
	MHz	db/100ft	db/100m			
<ul style="list-style-type: none"> Center Conductor: 22 AWG solid bare copper covered steel Shielding: Bare copper braid (95% coverage) Insulation: Semi-solid polyethylene Jacket: Black PVC Operating Temperature: -40°C - +80°C 	100	2.7	8.9	RG62A-100	RG62A/U, 100ft (30.5m) coil	29.10
	200	3.8	12.5	RG62A-500	RG62A/U, 500ft (152.4m) spool	134.71
	400	5.3	17.4	RG62A-1K	RG62A/U, 1,000ft (304.8m) spool	247.86
	1000	8.7	28.5	Note: Spools may contain more than one piece.		



734 Type DS3-4	NOMINAL ATTENUATION			Item #	Description	List
	MHz	db/100ft	db/100m			
<ul style="list-style-type: none"> Center Conductor: 20 AWG silver plated solid copper Shielding: Inner AL foil 100% + outer braid Insulation: Foamed polyethylene Jacketing: Polyvinyl chloride (PVC) Operating Temperature: -40°C - +75°C 	5	.55	1.8	C734-100	C734, 100ft (30.5m) coil	59.32
	10	.77	2.5	C734-500	C734, 500ft (152.4m) spool	268.58
	50	1.74	5.7	C734-1K	C734, 1,000ft (304.8m) spool	481.21
	100	2.49	8.2	Note: Spools may contain more than one piece.		



735 Type DS3-4	NOMINAL ATTENUATION			Item #	Description	List
	MHz	db/100ft	db/100m			
<ul style="list-style-type: none"> Center Conductor: 26 AWG silver plated solid copper Shielding: Inner AL foil 100% + outer braid Insulation: Foamed polyethylene Jacketing: Polyvinyl chloride (PVC) Operating Temperature: -40°C - +75°C 	5	1.10	3.6	C735-100	C735, 100ft (30.5m) coil	49.27
	10	1.53	5.0	C735-500	C735, 500ft (152.4m) spool	218.22
	50	3.47	11.4	C735-1K	C735, 1,000ft (304.8m) spool	402.87
	100	4.95	16.2	Note: Spools may contain more than one piece.		



Lengths may vary ±10% from lengths shown.

Crimp Tool Cross Reference Chart

Use this chart to find the correct ferrule and center conductor crimp size as well as the recommended economy, deluxe and deluxe kit crimp tool for each of the connector model numbers listed.

If a specific type is not listed, please visit our website at **L-com.com** for the latest information or call our technical support group at **800-343-1455** for assistance.

CONNECTOR P/N	CRIMP SIZE		CRIMP TOOL		
	FERRULE	CENTER COND.	ECONOMY	DELUXE	DELUXE KIT
ATF-3700	0.213	0.068	HT106D	HT301A	HT330K
BAC519	0.213	0.068	HT106D	HT301A	HT330K
BAC522	0.213	0.068	HT106D	HT301A	HT330K
ANF-1700	0.213	0.068	HT106D	HT301A	HT330K
BAC836A-58	0.213	0.068	HT106D	HT301A	HT330K
BAC836A-58P	0.213	0.068	HT106D	HT301A	HT330K
BIF-83	0.231	0.068	HT106D	HT301A	HT330K
BAC523	0.178	0.068	N/A	HT301J	HT330K
BAC526	0.178	0.068	N/A	HT301J	HT330K
BAC527	0.178	0.068	N/A	HT301J	HT330K
BAC528	0.178	0.068	N/A	HT301J	HT330K
BAC836B-74	0.178	0.068	N/A	HT301J	HT330K
BAC893-58	0.213	0.068	HT106D	HT301A	HT330K
BAC893-59	0.255	0.068	HT106D	HT301A	HT330K
BAC908-59	0.255	0.068	HT106D	HT301A	HT330K
BAC706	0.255	0.068	HT106D	HT301A	HT330K
BAC012	0.324	N/A	HT106H	HT-CRIMP04	HT330K
BAC027	0.255	0.068	HT106D	HT301A	HT330K
BAC027A	0.255	0.068	HT106D	HT301A	HT330K
BAC028	0.255	0.068	HT106D	HT301A	HT330K
BAC029	0.324	0.068	N/A	HT-CRIMP04	HT330K
BAC030	0.324	0.255	N/A	HT-CRIMP04	HT330K
BAC031	0.324	0.255	N/A	HT-CRIMP04	HT330K
BAC032	0.319	N/A	HT106H	HT301C	HT330K
BAC520	0.255	0.068	HT106D	HT301A	HT330K
BAC836A-59	0.255	0.068	HT106D	HT301A	HT330K

CONNECTOR P/N	CRIMP SIZE		CRIMP TOOL		
	FERRULE	CENTER COND.	ECONOMY	DELUXE	DELUXE KIT
BAC836B-87	0.213	0.068	HT106D	HT301A	HT330K
BAC042	0.319	N/A	HT106H	HT301C	HT330K
BAC02	0.213	N/A	HT106D	HT301A	HT330K
BAC02A	0.128	N/A	N/A	HT301J	HT330K
BAC03	0.213	0.042	N/A	HT301G	HT330K
BAC03A	0.128	0.042	N/A	HT301J	HT330K
BAC04	0.213	0.042	N/A	HT301G	HT330K
BAC05	0.213	0.042	N/A	HT301G	HT330K
BAC05A	0.128	0.042	N/A	HT301J	HT330K
BAC02-G	0.213	N/A	HT106D	HT301A	HT330K
BAC02A-G	0.128	N/A	N/A	HT301J	HT330K
BAC03-G	0.213	0.042	N/A	HT301G	HT330K
BAC03A-G	0.128	0.042	N/A	HT301J	HT330K
BAC06A	0.128	0.042	N/A	HT301J	HT330K
BAC8015	0.213	N/A	HT106D	HT301A	HT330K
BAC525	0.213	N/A	HT106D	HT301A	HT330K
BAC500	0.213	N/A	HT106D	HT301A	HT330K
BAC501	0.213	N/A	HT106D	HT301A	HT330K
BAC502	0.128	0.042	N/A	HT301J	HT330K
BAC503	0.137	N/A	N/A	HT301G	HT330K
BAC-CF559U	0.324	N/A	HT106H	HTS3162CT	N/A
BAC529	0.360	N/A	HT106H	HTS3162CT	N/A
BAC530	0.360	N/A	HT106H	HTS3162CT	N/A
BAC-EX6	Compression	N/A	N/A	HTS-EX	N/A
BAC-EX59	Compression	N/A	N/A	HTS-EX	N/A
BAC700-59	.262	N/A	HT106D	HT301A	HT330K

CONNECTOR P/N	FERRULE	CRIMP TOOL	CENTER COND.	CRIMP TOOL
BAC-UPL2000-D2B	0.255	HTS-CD3-21	0.042	HT010-0055
BAC-UPL2000-D8B	0.255	HTS-CD3-21	0.042	HT010-0055

CONNECTOR P/N	FERRULE	CRIMP TOOL	CENTER COND.	CRIMP TOOL
BAC-UPL220-025	0.255	HTS-CD3-11	0.042	HT010-0055
BAC-UPL220-026	0.178	HTS-CD3-11	0.042	HT010-0055



HT106D



HT301A



HT-CRIMP04



HT330K



HT-KIT-01

Item #	Description	1-9	10-24	25-99	100+
--------	-------------	-----	-------	-------	------

Economy Crimping Tools - Common Crimp Sizes for Connectors and Center Pins

These heavy-duty crimping tools are economically priced and easy to use. Leverage action produces an enormous force to properly crimp a perfect hex every time. An adjustable cam is added to keep the tool in full conformance with the required tolerance. Tools accept the most popular crimp connector types. HT106D hex sizes are .068", .213" and .255". HT106H hex sizes are .322" and .359".

HT106D	9" Lever Type Coaxial Crimp Tool (.068", .213", .255")	35.18	33.77	32.36	CALL
HT106H	9" Lever Type Coaxial Crimp Tool (.322", .359")	35.18	33.77	32.36	CALL

Deluxe Full Cycle Ratchet with Hex Crimping Tools

Your choice of seven similar crimp tools equipped with specific die sets to perform a wide variety of crimping functions to fit your needs.

HT301A	Deluxe Crimp Tool with .256", .213" and .068" Hex Die	37.25	35.76	34.27	CALL
HT301C	Deluxe Crimp Tool with .319", .256", .213" and .068" Hex Die	46.58	44.71	42.85	CALL
HT301G	Deluxe Crimp Tool with .255", .213", .137", .100", .069", .043" Hex Die	43.47	41.73	39.99	CALL
HT301J	Deluxe Crimp Tool with .178", .151", .128", .078", .068", .042" Hex Die	43.47	41.73	39.99	CALL
HT230A	Deluxe Crimp Tool with .255", .213", .187" and .068" Hex Die	41.40	39.74	38.08	CALL
HT-CRIMP02	Deluxe Crimp Tool with .028", .039", .047", .100", .128" and .151" Hex Die	28.96	27.80	26.64	CALL
HT-CRIMP03	Deluxe Crimp Tool with .100", .128" and .429" Hex Die	41.40	39.74	38.08	CALL
HT-CRIMP04	Deluxe Crimp Tool with .068", .213", .256" and .324" Hex Die	28.96	27.80	26.64	CALL
HT-CRIMP600	Deluxe Crimp Tool with .610" Hex Die	35.18	33.77	32.36	CALL

Deluxe Full Cycle Ratchet Crimp Tool Kit

Housed in rugged, high impact cases these handy deluxe ratchet crimp and strip tool kits can satisfy most coaxial crimping needs. These kits include ratchet tool, interchangeable dies, cable cutter and rotary cable stripper. See **L-com.com** for complete kit contents.

HT330K	Deluxe Crimp Tool Kit, for use with RG Type Cable	165.74	159.11	152.48	CALL
HT-KIT-01	Deluxe Crimp Tool Kit, for use with Low Loss and RG Type Cable	105.68	101.45	97.23	CALL

Item #	Description	1-9	10-24	25-99	100+
--------	-------------	-----	-------	-------	------

Professional Grade Crimp and Compression Tools -for Professional Grade Type F Plugs

Two new ratchet action crimp tools are now offered. Sturdily constructed from high carbon steel ensures long life expectancy. Fully machined crimp cavities ensure accurate crimps every time.

HTS3162CT	Hex Crimp Tool .360" and .470" Sizes	77.95	74.83	71.71	CALL
HTS-EX	Compression Connector Crimp Tool	93.95	90.19	86.43	CALL

Easy Strip RG59/6 Coaxial Cable Stripper

A must for anyone working with coaxial cabling. This tool provides a precise industry standard 1/4" (0.6cm) cable prep for RG59 and 6 in seconds. Simply compress the jaw, place the cable into the strip insert, release then spin the tool 360° and you're ready to crimp.

HTS8700ES	CATV Stripper Tool for RG59/RG6	20.95	20.11	19.27	CALL
HTS8700RB	10 Replacement Cartridges for RG59/RG6	64.95	62.35	59.75	CALL

Type F Installation Kit - Toner, Crimper, Stripper and 40 Plugs for RG59 or RG6 Coaxial Cabling

We've assembled a kit for installers and technicians who want to terminate popular Type F coaxial cabling. Each kit includes 40 professional grade Type F plugs, a cable stripping tool, a connector crimping tool and a pocket toner. There are two kits to choose from, one for RG59 and one for RG6.

TCK59F	Type F Connector Installation Kit for RG59	115.01	110.41	105.81	CALL
TCK60F	Type F Connector Installation Kit for RG6	115.01	110.41	105.81	CALL

Rotary Coaxial Cable Strippers - Adjusted to Accurately Prepare Popular Coaxials

Time saving tools to quickly and accurately cut and trim the coaxial jacket, shield and inner insulation in one easy step. Compartment holds hex key to align sensitive socket and adjust blade cut for optimum results. Available in two or three blade configurations.

AT-STRIP-01	Coax Cable Stripper, 2-Blade for 100/174/200/240/316 Series	17.56	16.16	14.75	CALL
AT-STRIP-02	Coax Cable Stripper, 2-Blade for 100 Series, RG8/RG11/RG213/RG214	17.56	16.16	14.75	CALL
HT302B	Coax Cable Stripper, 2-Blade for RG58/RG59/RG62	17.56	16.86	16.16	CALL
HT302I	Set of 4 Replacement Blades for HT302	6.17	5.92	5.67	CALL
HT312A	Coax Cable Stripper, 3-Blade for RG59/RG62/RG6	23.78	22.83	21.88	CALL
HT312B	Coax Cable Stripper, 3-Blade for RG58/RG59/RG62	23.78	22.83	21.88	CALL
HT312S	Coax Cable Stripper, 3-Blade for RG213/RG11/RG8	23.78	22.83	21.88	CALL
HT312X	Coax Cable Stripper, 3-Blade for 3.5 to 5mm dia.	23.78	22.83	21.88	CALL
HT312I	Set of 4 Replacement Blades for HT312	6.17	5.92	5.67	CALL

Rotary Coaxial Cable Strippers for 400/600 Series

Quickly and accurately cut and trim the coaxial jacket, shield and inner insulation in two easy steps. Just insert the un-stripped end of the coax cable into the tool, spin clockwise 4 or 5 times, then insert into other end of tool, spin clockwise 4 or 5 times again and pull off the unwanted portion.

HT-STRIP400-1	Coax Cable Stripper for 400-Series Cable	64.19	61.62	59.06	CALL
HT-STRIP600-1	Coax Cable Stripper for 600-Series Cable	70.41	67.59	64.78	CALL
HT-STRIP-B1	Replacement Blades for HT-STRIP400-1/HT-STRIP600-1	9.27	8.90	8.53	CALL

USA Made Crimping Tool Accepts Dies for Coaxial or Modular Type Terminations

The HTS2100 crimp tool accepts a variety of dies that allow it to crimp modular or coaxial terminations. This top of the line tool is more compact than competitors' models allowing easier crimping ability for people with smaller hands. Molded grips and carbon steel frame is conservatively rated at 50,000+ crimps.

HTS2100	Crimp Tool Body, accepts any HTS2100 Die Set	70.95	68.11	65.27	CALL
HTS2100-51	RG58/RG59 Die Set, use for BNCs and TNCs, .068, .213 and .255 hex	41.95	40.27	38.59	CALL
HTS2100-53	RG58/RG59 Die Set, use for SMA's, .042 square, .213 and .255 hex	41.95	40.27	38.59	CALL
HTS2100-54	RG58/RG59 Plenum Die Set, use for Plenum BNCs, .042 square, .068, .190 & .213 hex	41.95	40.27	38.59	CALL
HTS2100-60	RG174 Die Set, use for BNCs and SMA's, .068 and .178 hex	41.95	40.27	38.59	CALL

Weatherproofing Tape

HT-TAPE01	3M® Self-Healing Weatherproofing Tape, 2" x 10' roll	25.85	24.82	23.78	CALL
HT-TAPE104	COAX-SEAL #104 Hand Moldable Plastic Weatherproofing Tape, 1/2" x 5' roll	4.09	3.93	3.77	CALL
HT-TAPE105	COAX-SEAL #105 Hand Moldable Plastic Weatherproofing Tape, (4) 1/2" x 12' rolls/box	38.29	36.76	35.22	CALL
HT-TAPE106	COAX-SEAL #106 Hand Moldable Plastic Weatherproofing Tape, (4) 1" x 12' rolls/box	50.72	48.69	46.66	CALL

Item #	Description	List Price
--------	-------------	------------

Fluke Pocket Toner® NX1

Test for continuity and short circuits on coax cables in one easy step. Basic professional coaxial testing does not get any more compact and simple as PTNX1. The PTNX1 features lightweight aluminum construction, a standard AAA battery, and new dual buzzers that audibly indicate continuity at both ends of the test cable. Like all Pocket Toner® NX test tools, the PTNX1 is 100% low voltage protected so connecting it to live low voltage systems will not damage the tool. **As an authorized Fluke reseller, we can bid on RFQs for any Fluke part numbers. Contact us to request a non-obligatory quote.**

PTNX1	Fluke Pocket Toner NX1	34.19
-------	------------------------	-------

Fluke Pocket Toner® NX2





The individual PTNX2 is for the technician that works primarily with coaxial cable that wants a powerful but super-compact tool to fit in his or her pocket. In addition to testing for continuity and short circuits PTNX2 is packed with advanced features like indication of AC or DC voltage, 50-75 Ohm terminators and auto shut-off to conserve battery life. PTNX2 instantly displays all test results on an easy to read 8-segment LED display as well as giving audible feedback at both ends of the test cable. Like all Pocket Toner® NX test tools, the NX2 is 100% low voltage protected so connecting it to live low voltage systems will not damage the tool. **As an authorized Fluke reseller, we can bid on RFQs for any Fluke part numbers. Contact us to request a non-obligatory quote.**

PTNX2	Fluke Pocket Toner NX2	44.56
-------	------------------------	-------

Professional Grade 8 Point Center Pin Crimp Tool

This professional grade tool makes pin crimping a breeze. Featuring a multipoint design which has proven to be one of the most reliable attachment methods. Designed for use with the BAC-UPL Series plugs.

HT010-0055	8 Point Center Pin Crimp Tool	208.00
HTS-CD3-11	734/735 Hex Crimp Die (.255", .178")	109.00
HTS-CD3-21	1505/1506 Hex Crimp Die (.255", .290")	155.00



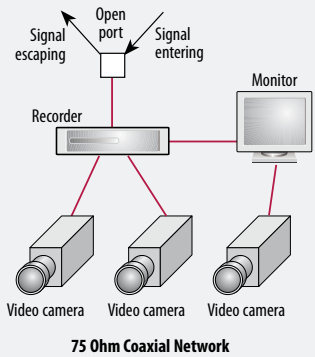



**Auto-Terminating Adapters
50 and 75 Ohm**



Tip Why use an auto terminating adapter?

In today's complex audio, video, data world coaxial cables are used to interconnect various devices. Many times a coaxial cable will not be connected to anything causing an open port which allows signals to escape. This can possibly interfere with an adjacent device and allow signals to enter the network as interference. The use of an auto terminating adapter eliminates this problem by automatically terminating the open port any time a connecting device is disconnected. This eliminates the need to attach a separate terminator which is often lost or forgotten.



Item #	Description	Color	1-9	10-24	25-99	100+
--------	-------------	-------	-----	-------	-------	------

SMA Coaxial Line Terminators - Match Impedances of the Unused Port or Cable End

BTS5F	SMA Terminator, Female, 50 Ohm	Green	8.49	8.15	7.81	CALL
BTS5M	SMA Terminator, Male, 50 Ohm	Green	8.49	8.15	7.81	CALL
ARSP-TERM	SMA Reverse Polarity Terminator, Male, 0-6 GHz (50 Ohm)		6.53	6.01	5.48	CALL

BNC Line Terminators - Fully Insulated, Select Impedance to Match Coaxial Cables

Terminators are generally used at the far end of the line. Resistance should match characteristic impedance of the coaxial line, so no reflections or standing waves are present when the signal enters. All terminators listed are rated at 0.5 watt. Fully insulated male versions include Black hood cover as shown. Color coded body to match resistance.

BIF5M	BNC Terminator, Male, use with RG58 (50 Ohm)	Green	6.04	5.56	5.07	CALL
BIF7M	BNC Terminator, Male, use with RG59 (75 Ohm)	Violet	5.54	5.10	4.66	CALL
BIF9M	BNC Terminator, Male, use with RG62 (93 Ohm)	White	6.04	5.56	5.07	CALL
BIF5F	BNC Terminator, Female, use with RG58 (50 Ohm)	Green	4.79	4.40	4.02	CALL
BIF7F	BNC Terminator, Female, use with RG59 (75 Ohm)	Violet	4.51	4.15	3.79	CALL

Deluxe BNC and Type N Terminators - Machined Metal Construction with Full Shielding

These deluxe terminators offer a machined body versus a plastic one. One model also available with grounding cable.

BTB5MD	BNC Terminator, Male, use with RG58 (50 Ohm)		6.04	5.80	5.56	CALL
BTB5FD	BNC Terminator, Female, use with RG58 (50 Ohm)		6.04	5.80	5.56	CALL
BTB7MD	BNC Terminator, Male, use with RG59 (75 Ohm)		5.65	5.20	4.74	CALL
BTB7FD	BNC Terminator, Female, use with RG59 (75 Ohm)		5.65	5.20	4.74	CALL
BTB9MD	BNC Terminator, Male, use with RG62 (93 Ohm)		6.04	5.80	5.56	CALL
BM50G-1W	BNC Terminator, Male with Ground Cable (50 Ohm)		7.24	6.66	6.08	CALL
ANF-TERM	Type N Terminator, Female, 0-6 GHz (50 Ohm)		9.96	9.16	8.36	CALL
ANM-TERM1	Type N Terminator, Male, 0-6 GHz (50 Ohm)		9.96	9.16	8.36	CALL

Type F 75 Ohm Terminators - Simple Design Minimizes RF Reflections

Also known as dummy loads, terminators are an essential component in the proper termination of unused outputs of line splitters and amplifiers. Sold in packages of 10.

BTB75M	Type F 75 Ohm Terminator, Pkg/10		5.39	4.96	4.53	CALL
--------	----------------------------------	--	------	------	------	------

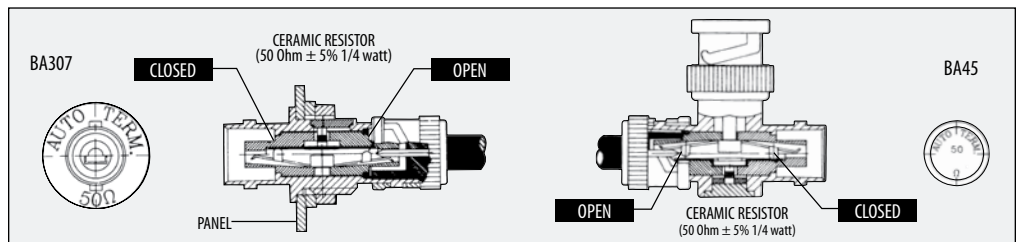
Deluxe Chained Protective Caps

ADM-CAP01	Protective Cap for 7/16 DIN Female, with Chain		10.83	9.96	9.09	CALL
ANM-CAP01	Protective Cap for Type N/UHF Female, with Chain		6.20	5.71	5.21	CALL
ANF-CAP01	Protective Cap for Type N/UHF Male, with Chain		6.31	5.81	5.30	CALL
ASF-CAP01	Protective Cap for SMA Male, with Chain		6.20	5.71	5.21	CALL
BA09	Protective Cap for SMA Female, with Chain		6.31	5.81	5.30	CALL
USP-PCB	Protective Cap for BNC Female, with Chain		3.70	3.55	3.40	CALL
USP-PCT	Protective Cap for TNC Female, with Chain		3.70	3.55	3.40	CALL


Auto-Terminating Bulkhead or T Adapter - Does Not Need Terminator on Open End

Any rack panel with half inch diameter D-holes will accept either the BA307 or BA307-75 BNC auto-terminating bulkhead adapters. They save the cost and nuisance of using separate terminators. Also available are the BA45 and BA45-75 (F-M-F) T adapters, equipped with internal 50 or 75 Ohm auto-terminators.

BA307	BNC Auto-Terminating (F-F) Bulkhead Adapter, 50 Ohm		8.60	8.08	7.56	CALL
BA307-75	BNC Auto-Terminating (F-F) Bulkhead Adapter, 75 Ohm		7.93	7.29	6.66	CALL
BA45	BNC Auto-Terminating (F-M-F) T Adapter, 50 Ohm		10.55	9.92	9.29	CALL
BA45-75	BNC Auto-Terminating (F-M-F) T Adapter, 75 Ohm		9.79	9.01	8.23	CALL



Item #	Description	1-9	10-24	25-99	100+
BNC Test Leads and Adapters - Your Most Useful Laboratory Accessory Items					
Here's an opportunity to purchase quality test lead and adapter accessories for your lab. For use primarily with BNC connectors and dual banana plugs which are the most popular in the lab.					
BC25	Test Cable, BNC Male/6" (15.2cm) Leads with Tinned Ends	3.73	3.43	3.13	CALL
BC30	Test Cable, BNC Male/6" (15.2cm) Leads with Banana Plugs	5.88	5.41	4.94	CALL
BC40	Test Cable, BNC Male/6" (15.2cm) Leads with Test Clips	6.15	5.66	5.16	CALL
BC50	Test Cable, BNC Male/6" (15.2cm) Leads with Alligator Clips	5.44	5.00	4.57	CALL
BC55	Test Cable, BNC Female/6" (15.2cm) Leads with Tinned Ends	4.03	3.70	3.38	CALL
BC60	Test Cable, BNC Female/6" (15.2cm) Leads with Banana Plugs	5.93	5.46	4.98	CALL
BC70	Test Cable, BNC Female/6" (15.2cm) Leads with Test Clips	6.15	5.66	5.16	CALL
BC80	Test Cable, BNC Female/6" (15.2cm) Leads with Alligator Clips	6.15	5.66	5.16	CALL
BC2710	Test Adapter, BNC Female/Dual Banana Plugs	6.31	5.81	5.30	CALL
BC2720	Test Adapter, BNC Male/Dual Binding Posts	6.96	6.41	5.85	CALL
BC2730	Test Adapter, BNC Female/Dual Binding Posts	6.96	6.41	5.85	CALL



Solder Cup Banana Plugs - Black or Red, Accepts up to 16 AWG Wires

BC030B	Solder Type Banana Plug, Black	1.64	1.51	1.38	CALL
BC030R	Solder Type Banana Plug, Red	1.63	1.50	1.37	CALL

Coaxial Test Cables - With BNC and Dual Banana Plugs, Choice of Lengths

These test cables use the most popular 50 Ohm RG58C coaxial cable. Choice of two series as shown.

BCC58C-1	Test Cable, BNC Male/Dual Banana, 1.0ft (0.3m)	16.84	16.16	15.49	CALL
BCC58C-2	Test Cable, BNC Male/Dual Banana, 2.0ft (0.6m)	17.72	17.01	16.30	CALL
BCC58C-3	Test Cable, BNC Male/Dual Banana, 3.0ft (0.9m)	18.60	17.86	17.11	CALL
BCC58C-4	Test Cable, BNC Male/Dual Banana, 4.0ft (1.2m)	19.48	18.70	17.92	CALL
BCC58C-5	Test Cable, BNC Male/Dual Banana, 5.0ft (1.5m)	20.31	19.50	18.68	CALL
BCB58C-1	Test Cable, Dual Banana/Dual Banana, 1.0ft (0.3m)	16.84	16.16	15.49	CALL
BCB58C-2	Test Cable, Dual Banana/Dual Banana, 2.0ft (0.6m)	17.72	17.01	16.30	CALL
BCB58C-3	Test Cable, Dual Banana/Dual Banana, 3.0ft (0.9m)	18.60	17.86	17.11	CALL
BCB58C-4	Test Cable, Dual Banana/Dual Banana, 4.0ft (1.2m)	19.48	18.70	17.92	CALL
BCB58C-5	Test Cable, Dual Banana/Dual Banana, 5.0ft (1.5m)	20.31	19.50	18.68	CALL



Dual Banana Plug - Easy Connection to Coaxial Cable or Discrete Wires

This dual banana plug allows easy connection to coaxial cable with an outer diameter of .220 in. (0.6cm) or less. Screw terminals allow termination without soldering. Gold plated.

BP125209	Dual Banana Plug for Coax or Wires	3.64	3.43	3.21	CALL
----------	------------------------------------	------	------	------	------

BNC/Banana/Binding Post Adapter Kit - What You Need to Mate Any Test Cable

This kit contains 1 each BNC female and BNC male to dual binding posts, BNC female to dual banana plugs and a pair of BNC gender changers M-M and F-F. Provided in a 7 compartment plastic box (2 spares). Assortment price represents a cost savings over the purchase of individual units. Save even more when purchased in multiple lots.

BC2700K	5 Piece BNC/Dual Banana Adapter Kit	24.86	22.87	20.88	CALL
---------	-------------------------------------	-------	-------	-------	------




Tip *What are the differences between various laboratory test leads?*

The common feature of test leads used in a laboratory environment is ease of connection and disconnection since most attachments are temporary in nature and are often being changed. Below is a list of some of the most common test leads found in a lab.




Banana Plugs
A high-quality plug and socket for speaker cable. The banana plug is pushed into the socket, the spring-like protrusions on the prong make a snug fit.



Binding Posts
Typically used in an audio application, it features a threaded collar for gripping bare wires.



Alligator Clips
A spring-loaded clip with serrated jaws, often used to make temporary electrical connections.



BNC Connector
A commonly used coaxial interface for audio, video and networking applications that provides a secure connection. Coupling is achieved utilizing mating post on the jack and a spring loaded coupling nut on the plug. A simple quarter turn of the coupling nut completes the mating process.



Test Clips
Used in many probing applications, test clips can be quickly attached to bare wires or other conducting features.





CA4NMLPNF

CA4NMLPNM

CA4NFLPNF

CA4NFLPNM

Item #	Description	1-9	10-24	25-99	100+
--------	-------------	-----	-------	-------	------

Lightning Protected 400-Series 50 Ohm Coax Cable Assemblies

L-com's lightning protected 400-series cable assemblies feature an in-line gas discharge tube lightning protector attached directly to the cable. This not only reduces the cost since a connector is eliminated, but helps reduce return loss and insertion loss. These cable assemblies feature L-com's CA-400 high performance low loss coaxial cable. Attached directly to the cable is L-com's AL6-NF-14-9 or AL6-NM-14-9 5.8 GHz gas discharge coaxial lightning protector. Along with the standard lengths and connectors, custom lengths and connectors are also available. Contact L-com sales for more information.

400-Series 50 Ohm Type N Male to Type N Female Bulkhead Lightning Protector Cable Assemblies

CA4NMLPNF002	400-Series Cable, Type N Male/Type N Female Bulkhead Lightning Protector, 2.0ft (0.6m)	49.56	44.60	39.65	CALL
CA4NMLPNF004	400-Series Cable, Type N Male/Type N Female Bulkhead Lightning Protector, 4.0ft (1.2m)	50.65	45.58	40.52	CALL
CA4NMLPNF010	400-Series Cable, Type N Male/Type N Female Bulkhead Lightning Protector, 10.0ft (3.0m)	55.50	49.95	44.40	CALL
CA4NMLPNF020	400-Series Cable, Type N Male/Type N Female Bulkhead Lightning Protector, 20.0ft (6.1m)	63.58	57.22	50.86	CALL

400-Series 50 Ohm Type N Male to Type N Male Lightning Protector Cable Assemblies

CA4NMLPNM002	400-Series Cable, Type N Male/Type N Male Lightning Protector, 2.0ft (0.6m)	49.03	44.13	39.23	CALL
CA4NMLPNM004	400-Series Cable, Type N Male/Type N Male Lightning Protector, 4.0ft (1.2m)	50.65	45.58	40.52	CALL
CA4NMLPNM010	400-Series Cable, Type N Male/Type N Male Lightning Protector, 10.0ft (3.0m)	55.50	49.95	44.40	CALL
CA4NMLPNM020	400-Series Cable, Type N Male/Type N Male Lightning Protector, 20.0ft (6.1m)	63.58	57.22	50.86	CALL

400-Series 50 Ohm Type N Female to Type N Female Bulkhead Lightning Protector Cable Assemblies

CA4NFLPNF002	400-Series Cable, Type N Female/Type N Female Bulkhead Lightning Protector, 2.0ft (0.6m)	49.03	44.13	39.23	CALL
CA4NFLPNF004	400-Series Cable, Type N Female/Type N Female Bulkhead Lightning Protector, 4.0ft (1.2m)	50.65	45.58	40.52	CALL
CA4NFLPNF010	400-Series Cable, Type N Female/Type N Female Bulkhead Lightning Protector, 10.0ft (3.0m)	55.50	49.95	44.40	CALL
CA4NFLPNF020	400-Series Cable, Type N Female/Type N Female Bulkhead Lightning Protector, 20.0ft (6.1m)	63.58	57.22	50.86	CALL

400-Series 50 Ohm Type N Female to Type N Male Lightning Protector Cable Assemblies

CA4NFLPNM002	400-Series Cable, Type N Female/Type N Male Lightning Protector, 2.0ft (0.6m)	49.03	44.13	39.23	CALL
CA4NFLPNM004	400-Series Cable, Type N Female/Type N Male Lightning Protector, 4.0ft (1.2m)	50.65	45.58	40.52	CALL
CA4NFLPNM010	400-Series Cable, Type N Female/Type N Male Lightning Protector, 10.0ft (3.0m)	55.50	49.95	44.40	CALL
CA4NFLPNM020	400-Series Cable, Type N Female/Type N Male Lightning Protector, 20.0ft (6.1m)	63.58	57.22	50.86	CALL

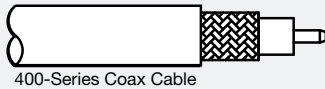
0-6 GHz In-line Crimp Type Coaxial Protectors

L-com's crimp type coaxial protectors are designed to be attached directly onto a 400-series Low Loss coax cable via the solderless crimp end of the protector. This helps improve insertion loss since a cable connector is eliminated. They feature a replaceable gas tube element, multi-strike capability and fast response time.

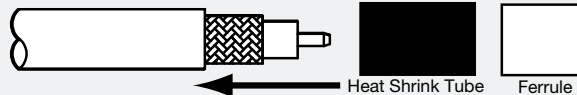
AL6-NF-14-9	Type N Female Bulkhead to Crimp End, 90V	36.59	33.66	30.73	CALL
AL6-NM-14-9	Type N Male to Crimp End, 90V	36.59	33.66	30.73	CALL

How to Install L-com's Crimp Type Coax Lightning Protector

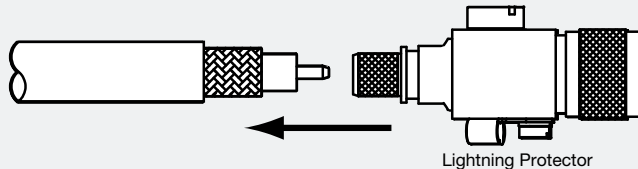
- Strip unterminated end of 400-Series cable (see drawing on web site for dimensions)



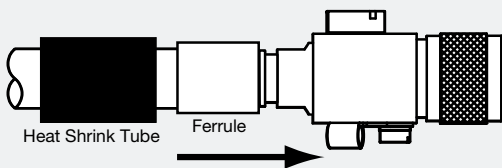
- Slide supplied heat shrink tube followed by the Ferrule onto the cable



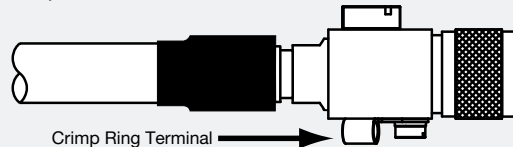
- Insert the stripped cable fully into the Lightning Protector



- Slide Ferrule into place and crimp (see drawing on web site for dimensions), then slide heat shrink into place and apply heat



- Attach ground wire to Crimp Ring Terminal on protector




Item #	Description	1-9	10-24	25-99	100+
--------	-------------	-----	-------	-------	------

Stainless Steel Wall Plates - Unbreakable and Offer An Enhanced Appearance

Wall plates that accept a variety of termination devices are found to be useful by many installers. Wall plates also provide a more organized accommodation to your day-to-day cabling needs. Furthermore, stainless steel gives a commercial appearance that is sometimes more acceptable in today's business office environment. The variety we offer fills most installation needs.


WPC1	Stainless Wall Plate, One 0.5" (1.3cm) dia. D-hole	2.23	2.09	1.96	CALL
WPC10	Stainless Wall Plate, One 0.75" (1.9cm) dia. D-hole	3.06	2.81	2.57	CALL
WPD3	Stainless Wall Plate, One DB25 Opening and One 0.5" (1.3cm) dia. D-hole	3.51	3.30	3.09	CALL



Panel Mount Receptacle Connectors

These series of connectors are intended for panel mounting with discrete receptacle terminations. Offered in BNC, RCA, SMA and Type N interfaces with various mounting configurations.

BAC1501	BNC Male Bulkhead	3.64	3.43	3.21	CALL
BAC1503	BNC Female Bulkhead	3.64	3.43	3.21	CALL
BAC930	BNC Female Bulkhead	7.24	6.80	6.37	CALL
BAC440	RCA Female Insulated Bulkhead	4.79	4.50	4.21	CALL
BAC260	BNC Female, 4 Hole Flange	3.64	3.43	3.21	CALL
ANF-4000	Type N Female, 4 Hole Flange	4.52	4.15	3.79	CALL
BAC70A	BNC Female Bulkhead	3.64	3.43	3.21	CALL
BAC16	SMA Female Bulkhead	6.04	5.68	5.31	CALL



T1 Communication Systems - A Brief Primer

The T1 line is the most widely used switched digital communication circuit used in America today. T1s are used for connecting phone and computer networks to public switched network infrastructures. Each T1 is equivalent to 24 64Kbps communication channels. Each channel utilizes two 100 Ohm shielded twisted pairs; one for transmit (TX) and one for receive (RX). Some T1 equipment uses two 75 Ohm coaxial connections for the TX and RX channels. Baluns are used to bridge the gap between 75 Ohm coaxial and 100 Ohm twisted pair.

Note: An E1 circuit is the European equivalent of the American T1. The infrastructure uses 120 Ohm shielded twisted pairs so 75/120 baluns would be used in European applications.

T1 - E1 Differences

	NAME	#64Kbps CHANNELS	TWISTED PAIR TYPE	COAXIAL TYPE
USA Standard	T1	24	2 100 Ohms Shielded Twisted Pair (RJ45s Typical)	75 Ohms (BNC Typical)
European Standard	E1	32	2 120 Ohms Shielded Twisted Pair (RJ45s Typical)	75 Ohms (BNC, 1.6/5.6 Typical)

**ACK SERIES
KRONE IDC TYPE**



Terminate wires with punch down tool

Item #	Description	List Price
--------	-------------	------------

75 to 120 Ohm Transmission Baluns for Telecommunication Applications

75/120 Ohm impedance matching baluns allow users to use inexpensive shielded twisted pair cabling in place of expensive coaxial cabling. They are especially useful in telecommunication applications for patching at the distribution frame. Units meet CCITT Recommendation G703 and are great for American or European applications. Choose from multiple coaxial connector types as well as Krone IDC or compression IDC termination styles.

ACK2010	75 to 120 Ohm Balun, 1.6/5.6 Plug (Screw Type)/Krone IDC	22.30
ACK3010	75 to 120 Ohm Balun, 1.6/5.6 Jack/Krone IDC	33.18
ACK8010	75 to 120 Ohm Balun, BNC Plug/Krone IDC	31.82
ACK9010	75 to 120 Ohm Balun, BNC Bulkhead Jack/Krone IDC	31.82
ACC8060	75 to 120 Ohm Balun, BNC Plug/Compression IDC	37.61



Item #	Description	1-9	10-24	25-99	100+
--------	-------------	-----	-------	-------	------

Tool-less CCTV Video Balun

The TL-VB-BNC is perfect for on the spot field installations or repairs. The tool-less design makes termination easy and fast. Supports full color video up to 2,200 feet over Cat5 cabling.


TL-VB-BNC	Tool-less CCTV Video Balun, BNC Male	14.77	14.47	14.18	CALL
-----------	--------------------------------------	-------	-------	-------	------



Tip What is a balun?

The term balun (pronounced "bal-un") is derived from the function of the passive device that converts between a BALanced and UNbalanced electrical signal. Common types of baluns convert 100 Ohm twisted pair (balanced) to 75 Ohm coaxial (unbalanced).

Fiber Optic Tutorial



What are Fiber Optic Cables?

Fiber optic cables consist of a glass core and cladding, buffer coating, Kevlar strength members and a protective outer jacket. Fiber optic cables use light pulses as opposed to electrical signals to send information.

How are Fiber Optic Cables used?

Fiber optic cables can be plugged into communications equipment and patch panels to provide a physical connection to a network or device.

Where are Fiber Optic Cables used?

Fiber optic cables are used by commercial business, governments, the military and many other industries for myriad applications involving the transmission of voice, video and data.

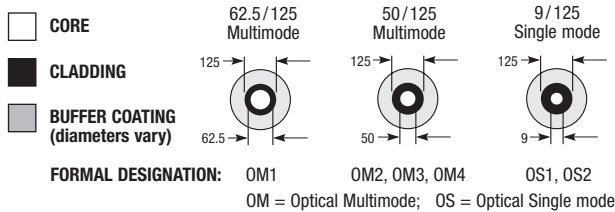
A Quick Lesson In Optical Transmission

Where copper cabling uses electricity to transmit signals from one end to another, fiber optics use light pulses to accomplish the same purpose. The fiber cable is made of a transparent glass core surrounded by a mirror like covering called cladding. Light passes through the cable, bouncing off the cladding until it reaches the other end of the fiber channel.

In today's high speed networks, Graded Index Multimode fiber or Step Index Single mode fiber is used to improve light transmission over long distances. Multimode fiber has a larger core and is typically used in short runs within buildings. Single mode fiber has a smaller core and is used in long distance runs typically outside between buildings.

Fiber Core Sizes

Fiber specifications list the core and cladding diameters as a ratio to determine the fiber type. Multimode fiber is commonly 62.5/125 or 50/125 micron and Single mode fiber is commonly 9/125 micron.



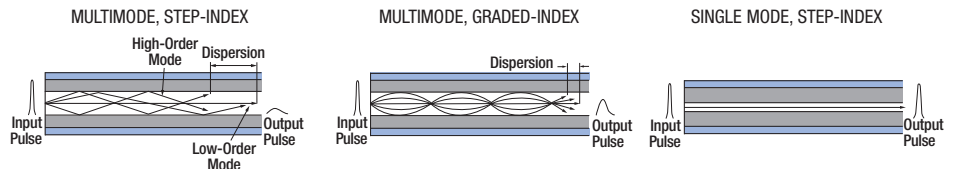
Polish Types/Typical Back Reflection

In Single mode applications the amount of back reflection on assemblies can be critical. L-com offers both PC and APC Single mode assemblies off the shelf. UPC finishes are available by custom order.



Fiber Glass Types

Stepped Index Fiber relies on the reflection of light whereas in Graded Index Fiber, the properties of the glass are changed in layers to "bend" the light as it travels down the cable. This reduces modal dispersion within the cable allowing for higher transmission rates.



	Connector Type	Coupling Type	Fiber Type	Polish	Number Fibers	Typical Applications	Comment
	LC	Snap On RJ45 Style	Single mode/Multimode	PC, UPC, APC	1	Gigabit Ethernet, Video Multimedia	Small Form Factor (SFF)
	MPO (MTP)	Push/Pull	Single mode/Multimode	N/A	6 or 12	Active Device Transceiver, Interconnections for O/E Modules, QSFP Transceivers	One Mating Connector must have Alignment Pins
	SC	Snap On	Single mode/Multimode	PC, UPC, APC	1	CATV, Test Equipment	Keyed
	ST	Twist On	Single mode/Multimode	PC, UPC	1	LANS, Military	Keyed
	FC	Screw On	Single mode/Multimode	PC, UPC, APC	1	Datacom, Telecommunications	Keyed
	MT-RJ	Snap On RJ45 Style	Single mode/Multimode	N/A	2	Gigabit Ethernet, Asynchronous Transmission mode (ATM)	One Mating Connector must have Alignment Pins

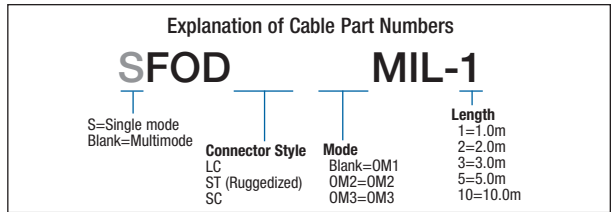
Learn all about fiber connectors

Online Video

L-com.com/Videos/A21

Military Grade Fiber Optic Solutions

L-com's Military Grade fiber optic patch cables are built with specialized Military Tactical cable that features impact and crush resistance characteristics which comply with Military requirements. These robust assemblies are rated for operating temps of -55° to +85° C. They are available in both single mode and multimode options with ST, LC or SC connector options. ST assemblies feature rust resistant stainless steel bodies and extra high force springs to ensure tight mating even when exposed to shock and vibration as often encountered in the field under combat conditions. These cables are perfect for rough field conditions or other outdoor use. Custom lengths can be created with L-com's Custom Cable Configurator at **L-com.com**.



Item #	Description	1-9
--------	-------------	-----

Duplex Military Grade Multimode Cables, OM1 62.5/125, Polyurethane Jacket

Pricing for the OM1 LC, ST and SC connector series is shown below. Pricing for OM2, OM3 or Single mode may be found at **L-com.com**.

FODLCMIL-01	OM1 Military Grade Fiber Cable, Clipped LC/Clipped LC, TPUR Jacket, 1.0m	49.01
FODLCMIL-02	OM1 Military Grade Fiber Cable, Clipped LC/Clipped LC, TPUR Jacket, 2.0m	54.71
FODLCMIL-03	OM1 Military Grade Fiber Cable, Clipped LC/Clipped LC, TPUR Jacket, 3.0m	60.41
FODLCMIL-05	OM1 Military Grade Fiber Cable, Clipped LC/Clipped LC, TPUR Jacket, 5.0m	71.81
FODLCMIL-10	OM1 Military Grade Fiber Cable, Clipped LC/Clipped LC, TPUR Jacket, 10.0m	100.30
FODSCMIL-01	OM1 Military Grade Fiber Cable, Clipped SC/Clipped SC, TPUR Jacket, 1.0m	41.24
FODSCMIL-02	OM1 Military Grade Fiber Cable, Clipped SC/Clipped SC, TPUR Jacket, 2.0m	47.30
FODSCMIL-03	OM1 Military Grade Fiber Cable, Clipped SC/Clipped SC, TPUR Jacket, 3.0m	52.17
FODSCMIL-05	OM1 Military Grade Fiber Cable, Clipped SC/Clipped SC, TPUR Jacket, 5.0m	64.30
FODSCMIL-10	OM1 Military Grade Fiber Cable, Clipped SC/Clipped SC, TPUR Jacket, 10.0m	94.61
FODSTMIL-01	OM1 Military Grade Fiber Cable, Dual ST/Dual ST, TPUR Jacket, 1.0m	84.86
FODSTMIL-02	OM1 Military Grade Fiber Cable, Dual ST/Dual ST, TPUR Jacket, 2.0m	90.93
FODSTMIL-03	OM1 Military Grade Fiber Cable, Dual ST/Dual ST, TPUR Jacket, 3.0m	96.99
FODSTMIL-05	OM1 Military Grade Fiber Cable, Dual ST/Dual ST, TPUR Jacket, 5.0m	109.11
FODSTMIL-10	OM1 Military Grade Fiber Cable, Dual ST/Dual ST, TPUR Jacket, 10.0m	139.42

MIL-C-83522 ST Connectors and Dust Caps

L-com's Mil ST line of connectors meet or exceed 100% of the requirements of military specification MIL-C-83522 including extreme temperature change, shock, vibration and corrosion making them ideal for military, aircraft, spacecraft, shipboard and land based applications. These connectors are designed to be used with 2mm cable. For use with 2.5 or 3mm cable, please purchase crimp ferrule CF83522 separately. Locking versions prevent accidental disconnects from high shock or vibration environments.

FOC-M83522-ANXB	MIL M83522 ST Connector, Multimode, Locking, Nickel Plated Brass for 2mm Fiber	30.46
FOC-M83522-ANYB	MIL M83522 ST Connector, Single mode, Locking, Nickel Plated Brass for 2mm Fiber	32.17
FOC-M83522-DNXXB	MIL M83522 ST Connector, Multimode, Non-Locking, Nickel Plated Brass for 2mm Fiber	14.61
FOC-M83522-DNYB	MIL M83522 ST Connector, Single mode, Non-Locking, Nickel Plated Brass for 2mm Fiber	14.66
FOC-M83522-DNXXS	MIL M83522 ST Connector, Multimode, Non-Locking, Stainless Steel for 2mm Fiber	22.28
FOC-M83522-DNYS	MIL M83522 ST Connector, Single mode, Non-Locking, Stainless Steel for 2mm Fiber	22.33
CF83522	MIL M83522 ST Crimp Ferrule Required for use with 2.5 and 3mm Fiber Cable	2.49
DSTCP-RSTN	ST Dust Cap for MIL and Ruggedized COTS Connectors, Nickel Plated Brass with Lanyard	23.42
DSTCP-RSTS	ST Dust Cap for MIL and Ruggedized COTS Connectors, Stainless Steel with Lanyard	26.16

MIL-C-83522 ST Couplers and Dust Caps

These ST couplers are fully qualified to MIL-C-83522 standards ensuring the highest performance for an ST connector. These are designed to work with L-com's FOC-M83522 line of connectors but will also work with standard or COTS ST connectors. Couplers are compatible with both multimode and single mode applications.



FOA-M83522-YB	MIL M83522 ST Coupler, Multimode and Single mode, Nickel Plated Brass	16.53
FOA-M83522-YS	MIL M83522 ST Coupler, Multimode and Single mode, Stainless Steel	35.70
DSTCP-RSTADPTN	ST Dust Cap for MIL and Ruggedized COTS Couplers, Nickel Plated Brass with Lanyard	19.74
DSTCP-RSTADPTS	ST Dust Cap for MIL and Ruggedized COTS Couplers, Stainless Steel with Lanyard	22.38


IP67 Harsh Environment Fiber

L-com's IP67 rated Duplex LC cable assemblies are perfect for industrial networks and harsh environments where protection from moisture, dust, chemicals, corrosive gases and other liquids is essential. These rugged assemblies feature robust outdoor rated cable, which stands up to hostile environments, plus IP67 rated LC connectors. Accessories include bulkhead style adapters where one side is designed for standard LC fiber cable connections and the other will accept the industrial LC connector. Additional caps for both the connector and bulkhead adapter are also available. OM3 rated cables are available online or use L-com's Custom Cable Configurator at **L-com.com**.

Item #	Description	1-9
--------	-------------	-----

FODLC-IND-01	OM1 IP67 Fiber Cable, Dual LC / Dual LC, 1.0m	178.42
FODLC-IND-03	OM1 IP67 Fiber Cable, Dual LC / Dual LC, 3.0m	187.13
FODLC-IND-05	OM1 IP67 Fiber Cable, Dual LC / Dual LC, 5.0m	195.83
FODLC-IND-10	OM1 IP67 Fiber Cable, Dual LC / Dual LC, 10.0m	217.59
FODLCOM2-IND-01	OM2 IP67 Fiber Cable, Dual LC / Dual LC, 1.0m	195.83
FODLCOM2-IND-03	OM2 IP67 Fiber Cable, Dual LC / Dual LC, 3.0m	203.08
FODLCOM2-IND-05	OM2 IP67 Fiber Cable, Dual LC / Dual LC, 5.0m	209.30
FODLCOM2-IND-10	OM2 IP67 Fiber Cable, Dual LC / Dual LC, 10.0m	225.88
SFODLC-IND-01	Single mode IP67 Fiber Cable, Dual LC / Dual LC, 1.0m	189.30
SFODLC-IND-03	Single mode IP67 Fiber Cable, Dual LC / Dual LC, 3.0m	197.18
SFODLC-IND-05	Single mode IP67 Fiber Cable, Dual LC / Dual LC, 5.0m	205.26
SFODLC-IND-10	Single mode IP67 Fiber Cable, Dual LC / Dual LC, 10.0m	223.81
FOC-XPLC2-MM	Duplex Multimode LC IP67 Connector	68.18
FOC-XPLC2-SM	Duplex Single mode LC IP67 Connector	86.06
XLC-MM	Multimode IP67 Duplex LC Bulkhead Adapter	46.47
XLC-SM	Single mode IP67 Duplex LC Bulkhead Adapter	56.94
X-CAP	IP67 Duplex LC Cap with Chain for Bulkhead Receptacle	10.31
XPM-CAP2	IP67 Duplex LC Cap with Chain for Industrial Plugs	15.44





9/125 Single mode Duplex Patch Cords

L-com's 9/125 single fiber optic cables are 100% optically tested and utilize a PC polish. Check L-com.com for additional length, color and connector options. All cable measurements are in meters. 1m=3.28ft. See L-com's Custom Cable Configurator to make your own length variations of existing cables in any whole foot or meter increment.

Item #	Description	1-9
--------	-------------	-----

9/125 Single mode Duplex Fiber Patch Cords

PVC RISER (OFNR) RATED OPTIONS

SFODLC-01	Single mode Fiber Cable, Dual LC/Dual LC, OFNR Jacket, Yellow, 1.0m	32.02
SFODLC-02	Single mode Fiber Cable, Dual LC/Dual LC, OFNR Jacket, Yellow, 2.0m	33.11
SFODLC-03	Single mode Fiber Cable, Dual LC/Dual LC, OFNR Jacket, Yellow, 3.0m	34.19
SFODSC-01	Single mode Fiber Cable, Dual SC/Dual SC, OFNR Jacket, Yellow, 1.0m	20.15
SFODSC-02	Single mode Fiber Cable, Dual SC/Dual SC, OFNR Jacket, Yellow, 2.0m	21.24
SFODSC-03	Single mode Fiber Cable, Dual SC/Dual SC, OFNR Jacket, Yellow, 3.0m	22.33
SFODST-01	Single mode Fiber Cable, Dual ST/Dual ST, OFNR Jacket, Yellow, 1.0m	20.15
SFODST-02	Single mode Fiber Cable, Dual ST/Dual ST, OFNR Jacket, Yellow, 2.0m	21.24
SFODST-03	Single mode Fiber Cable, Dual ST/Dual ST, OFNR Jacket, Yellow, 3.0m	22.33
SFODSC-LC-01	Single mode Fiber Cable, Dual SC/Dual LC, OFNR Jacket, Yellow, 1.0m	32.17
SFODSC-LC-02	Single mode Fiber Cable, Dual SC/Dual LC, OFNR Jacket, Yellow, 2.0m	33.26
SFODSC-LC-03	Single mode Fiber Cable, Dual SC/Dual LC, OFNR Jacket, Yellow, 3.0m	34.40
SFODST-LC-01	Single mode Fiber Cable, Dual ST/Dual LC, OFNR Jacket, Yellow, 1.0m	30.98
SFODST-LC-02	Single mode Fiber Cable, Dual ST/Dual LC, OFNR Jacket, Yellow, 2.0m	32.02
SFODST-LC-03	Single mode Fiber Cable, Dual ST/Dual LC, OFNR Jacket, Yellow, 3.0m	33.11

PLENUM (OFNP) RATED OPTIONS

SFODPLC-01	Single mode Fiber Cable, Dual LC/Dual LC, OFNP Jacket, Yellow, 1.0m	44.35
SFODPLC-02	Single mode Fiber Cable, Dual LC/Dual LC, OFNP Jacket, Yellow, 2.0m	42.48
SFODPLC-03	Single mode Fiber Cable, Dual LC/Dual LC, OFNP Jacket, Yellow, 3.0m	43.52
SFODPSC-01	Single mode Fiber Cable, Dual SC/Dual SC, OFNP Jacket, Yellow, 1.0m	21.76
SFODPSC-02	Single mode Fiber Cable, Dual SC/Dual SC, OFNP Jacket, Yellow, 2.0m	22.85
SFODPSC-03	Single mode Fiber Cable, Dual SC/Dual SC, OFNP Jacket, Yellow, 3.0m	23.94

LOW SMOKE ZERO HALOGEN (LSZH) OPTIONS

SFODZLC-01	Single mode Fiber Cable, Dual LC/Dual LC, LSZH Jacket, Yellow, 1.0m	43.52
SFODZLC-02	Single mode Fiber Cable, Dual LC/Dual LC, LSZH Jacket, Yellow, 2.0m	44.92
SFODZLC-03	Single mode Fiber Cable, Dual LC/Dual LC, LSZH Jacket, Yellow, 3.0m	46.32
SFODZSC-01	Single mode Fiber Cable, Dual SC/Dual SC, LSZH Jacket, Yellow, 1.0m	19.43
SFODZSC-02	Single mode Fiber Cable, Dual SC/Dual SC, LSZH Jacket, Yellow, 2.0m	20.83
SFODZSC-03	Single mode Fiber Cable, Dual SC/Dual SC, LSZH Jacket, Yellow, 3.0m	22.17

9/125 Single mode MPO Fiber Ribbon and Fanout Cables

These multi-fiber MPO assemblies provide significant advantages in size by offering 12 times the density when compared to using separate SC connectors. Fan-out assemblies are ideal for making connections within rack or wall mounted fiber enclosures that utilize single fiber connectors and new Flex boot LC connectors are available for applications requiring a 90° bend or other situation with tight space constraints.

6 or 12 FIBER RIBBON CABLES - MPO to MPO

MPMM6S-25	Single mode 6 Fiber Ribbon, MPO Male/MPO Male, OFNR Jacket, Yellow, 25.0m	207.76
MPMM6S-50	Single mode 6 Fiber Ribbon, MPO Male/MPO Male, OFNR Jacket, Yellow, 50.0m	285.58
MPMM6S-100	Single mode 6 Fiber Ribbon, MPO Male/MPO Male, OFNR Jacket, Yellow, 100.0m	441.68
MPMM12S-25	Single mode 12 Fiber Ribbon, MPO Male/MPO Male, OFNR Jacket, Yellow, 25.0m	221.90
MPMM12S-50	Single mode 12 Fiber Ribbon, MPO Male/MPO Male, OFNR Jacket, Yellow, 50.0m	314.38
MPMM12S-100	Single mode 12 Fiber Ribbon, MPO Male/MPO Male, OFNR Jacket, Yellow, 100.0m	498.26
MPFF6S-25	Single mode 6 Fiber Ribbon, MPO Female/MPO Female, OFNR Jacket, Yellow, 25.0m	202.89
MPFF6S-50	Single mode 6 Fiber Ribbon, MPO Female/MPO Female, OFNR Jacket, Yellow, 50.0m	280.65
MPFF6S-100	Single mode 6 Fiber Ribbon, MPO Female/MPO Female, OFNR Jacket, Yellow, 100.0m	436.81
MPFF12S-25	Single mode 12 Fiber Ribbon, MPO Female/MPO Female, OFNR Jacket, Yellow, 25.0m	217.03
MPFF12S-50	Single mode 12 Fiber Ribbon, MPO Female/MPO Female, OFNR Jacket, Yellow, 50.0m	308.94
MPFF12S-100	Single mode 12 Fiber Ribbon, MPO Female/MPO Female, OFNR Jacket, Yellow, 100.0m	493.39

6 or 12 FIBER FANOUT CABLES - MPO to LC or SC FANOUT

MPM6S-LC-1	Single mode 6 Fiber Ribbon, MPO Male/6x LC Fanout, OFNR Jacket, Yellow, 1.0m	110.93
MPM6S-LC-5	Single mode 6 Fiber Ribbon, MPO Male/6x LC Fanout, OFNR Jacket, Yellow, 5.0m	124.55
MPM6S-LC-10	Single mode 6 Fiber Ribbon, MPO Male/6x LC Fanout, OFNR Jacket, Yellow, 10.0m	141.39
MPM12S-LC-1	Single mode 12 Fiber Ribbon, MPO Male/12x LC Fanout, OFNR Jacket, Yellow, 1.0m	148.49
MPM12S-LC-5	Single mode 12 Fiber Ribbon, MPO Male/12x LC Fanout, OFNR Jacket, Yellow, 5.0m	164.24
MPM12S-LC-10	Single mode 12 Fiber Ribbon, MPO Male/12x LC Fanout, OFNR Jacket, Yellow, 10.0m	184.39
MPM6S-SC-1	Single mode 6 Fiber Ribbon, MPO Male/6x SC Fanout, OFNR Jacket, Yellow, 1.0m	102.22
MPM6S-SC-5	Single mode 6 Fiber Ribbon, MPO Male/6x SC Fanout, OFNR Jacket, Yellow, 5.0m	115.28
MPM6S-SC-10	Single mode 6 Fiber Ribbon, MPO Male/6x SC Fanout, OFNR Jacket, Yellow, 10.0m	132.69
MPM12S-SC-1	Single mode 12 Fiber Ribbon, MPO Male/12x SC Fanout, OFNR Jacket, Yellow, 1.0m	130.51
MPM12S-SC-5	Single mode 12 Fiber Ribbon, MPO Male/12x SC Fanout, OFNR Jacket, Yellow, 5.0m	146.83
MPM12S-SC-10	Single mode 12 Fiber Ribbon, MPO Male/12x SC Fanout, OFNR Jacket, Yellow, 10.0m	166.41


6 or 12 FIBER FANOUT CABLES - MPO to LC FLEX BOOT FANOUT

MPM6S-FLC-1	Single mode 6 Fiber Ribbon, MPO Male/6x Flex LC Fanout, OFNR Jacket, Yellow, 1.0m	124.24
MPM6S-FLC-5	Single mode 6 Fiber Ribbon, MPO Male/6x Flex LC Fanout, OFNR Jacket, Yellow, 5.0m	139.52
MPM6S-FLC-10	Single mode 6 Fiber Ribbon, MPO Male/6x Flex LC Fanout, OFNR Jacket, Yellow, 10.0m	159.42
MPM12S-FLC-1	Single mode 12 Fiber Ribbon, MPO Male/12x Flex LC Fanout, OFNR Jacket, Yellow, 1.0m	166.31
MPM12S-FLC-5	Single mode 12 Fiber Ribbon, MPO Male/12x Flex LC Fanout, OFNR Jacket, Yellow, 5.0m	183.98
MPM12S-FLC-10	Single mode 12 Fiber Ribbon, MPO Male/12x Flex LC Fanout, OFNR Jacket, Yellow, 10.0m	206.51

9/125 Single mode LC Loopback

L-com's Single mode LC loopback cable is handy for a number of test applications. A generous yet manageable fiber loop virtually eliminates bend loss.

SFOL-LC	Single mode Fiber Loopback, Clipped LC	21.24
---------	--	-------



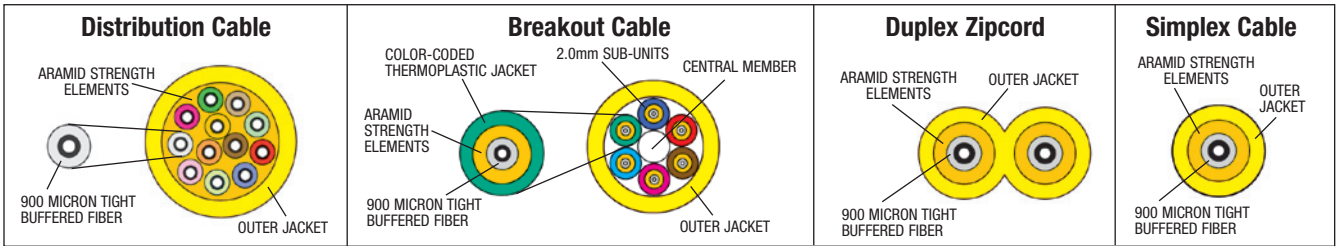
Bulk Fiber Optic Cabling - Sold by the Meter (1m = 3.28ft)

L-com offers the most popular types of Simplex, Duplex, Breakout and Distribution style cables. All are available from stock in 1 meter intervals with a 25 meter minimum unless otherwise noted. Other cabling types are available by request. Jacket color of bulk cable may vary. Contact L-com today for custom termination of bulk cable. **NOTE:** Bulk cable custom lengths are non-returnable.

How do fiber optics work?

Online Video

L-com.com/videos/A15



Item #	Description	Color	1-9
--------	-------------	-------	-----

9/125 Single mode Bulk Fiber Cable

DISTRIBUTION STYLE WITH 900µm SUB UNITS

FOBSNGD6-M	Single mode 6 Count Indoor / Outdoor OFNP Bulk Fiber Distribution Cable	Yellow	2.69
FOBSNGD12-M	Single mode 12 Count Indoor / Outdoor OFNP Bulk Fiber Distribution Cable	Yellow	7.46
FOBSNGD24-M	Single mode 24 Count Indoor / Outdoor OFNP Bulk Fiber Distribution Cable	Yellow	12.02

BREAKOUT STYLE WITH 2mm SUB UNITS

FOBOS11B2-M	Single mode 2 Count Indoor / Outdoor OFNP Bulk Fiber Breakout Cable	Yellow	5.28
FOBOS11B4-M	Single mode 4 Count Indoor / Outdoor OFNP Bulk Fiber Breakout Cable	Yellow	5.96
FOBOS11B6-M	Single mode 6 Count Indoor / Outdoor OFNP Bulk Fiber Breakout Cable	Yellow	8.19
FOBOS11B12-M	Single mode 12 Count Indoor / Outdoor OFNP Bulk Fiber Breakout Cable	Yellow	13.16

PATCH STYLE SIMPLEX OR DUPLEX (ZIPCORD) WITH 2mm CABLE OD

FOBOS1S-M	Single mode Simplex Indoor OFNR Bulk Fiber Cable	Yellow	1.19
FOBOS1Z-M	Single mode Duplex (Zipcord) Indoor OFNR Bulk Fiber Cable	Yellow	1.87

Item #	Description	Body	Sleeve	1-9
--------	-------------	------	--------	-----

Fiber Optic Single mode Couplers / Adapters

Multimode Options on pages 211, 214-215

Need to join two single mode cables with the same connector types? Use these fiber optic couplers which utilize precise ceramic sleeves best suited to single mode applications.

LC, SC and ST STYLES (see L-com.com for additional styles and options)

FOA-500A	Simplex LC / LC Coupler Low Profile	Plastic	Ceramic	10.62
FOA-550A	Duplex LC / LC Coupler Low Profile	Plastic	Ceramic	14.71
FOA-801	Duplex LC / LC Coupler with Mounting Flange	Plastic	Ceramic	13.83
FOA-570	Quad LC / LC Coupler with Mounting Flange	Plastic	Ceramic	21.29
FOA-002A	Simplex SC / SC Coupler with Mounting Flange	Plastic	Ceramic	5.29
FOA-002MA	Simplex SC / SC Coupler with Mounting Flange	Metal	Ceramic	8.34
FOA-005A	Duplex SC / SC Coupler with Mounting Flange	Plastic	Ceramic	8.55
FOA-005MA	Duplex SC / SC Coupler with Mounting Flange	Metal	Ceramic	10.88
FOA-001A	Simplex ST / ST Coupler with D Hole Mount	Metal	Ceramic	5.34
FOA-011A	Simplex ST / ST Coupler with Mounting Flange	Metal	Ceramic	5.34
FOA-401A	Duplex ST / ST Coupler with Mounting Flange	Metal	Ceramic	10.67

Need to change from one type of single mode connector to another? Use these fiber optic adapters.

LC, SC and ST STYLES (see L-com.com for additional styles and options)

FOA-014	Simplex LC / SC Adapter Low Profile	Plastic	Ceramic	47.87
FOA-020C	Simplex LC / SC Adapter with Mounting Flange	Plastic	Ceramic	33.16
FOA-006	Duplex SC / ST Adapter with Mounting Flange	Plastic	Ceramic	11.24
FOA-006MA	Duplex ST / SC Adapter with Mounting Flange	Metal	Ceramic	15.49
FOA-211A	Simplex SC / ST Adapter with Rectangular Mount	Metal	Ceramic	10.36

Item #	Description	1-9
--------	-------------	-----

9/125 Single mode Fiber Optic Pigtails - 900µm, 2mm or 3mm OFNR Jackets

L-com's fiber optic pigtails provide a fast way to make factory terminations in the field. They can easily be fusion or mechanically spliced to an existing fiber line. All connectors utilize PC polish and all jackets are Riser (OFNR) rated. See L-com.com for complete listings including additional connectors, modes and 900µm 12 packs which contain one cable of every standard fiber color (such as FPT9SNG-LC-12PK) so you don't have to purchase the different colors individually.

PIGTAIL CABLES - 900µm




FPT9SNG-LC-_-1	Single mode Fiber Optic Pigtail, OFNR Jacket, 900µm, 1.0m	4.61
FPT9SNG-LC-_-2	Single mode Fiber Optic Pigtail, OFNR Jacket, 900µm, 2.0m	4.97
FPT9SNG-LC-_-3	Single mode Fiber Optic Pigtail, OFNR Jacket, 900µm, 3.0m	5.34

PIGTAIL CABLES - 2mm (Only available in: BLU, BRN, GRN, ORG, RED, WHT or YLW)

FPT2SNG-LC-_-1	Single mode Fiber Optic Pigtail, OFNR Jacket, 2mm, 1.0m	4.61
FPT2SNG-LC-_-2	Single mode Fiber Optic Pigtail, OFNR Jacket, 2mm, 2.0m	4.97
FPT2SNG-LC-_-3	Single mode Fiber Optic Pigtail, OFNR Jacket, 2mm, 3.0m	5.34

PIGTAIL CABLES - 3mm (Only available in: BLU, GRN, ORG, RED or YLW)

FPT3SNG-LC-_-1	Single mode Fiber Optic Pigtail, OFNR Jacket, 3mm, 1.0m	4.61
FPT3SNG-LC-_-2	Single mode Fiber Optic Pigtail, OFNR Jacket, 3mm, 2.0m	4.97
FPT3SNG-LC-_-3	Single mode Fiber Optic Pigtail, OFNR Jacket, 3mm, 3.0m	5.34







Explanation of FPT Series Part Numbers

FPT9SNG- - -1

- Series:** FPT
- Cable Size:** 9=900µm, 2=2mm, 3=3mm
- Mode:** SNG=9/125, OM1=62.5/125, OM2=50/125, OM3=50/125 10G
- Length:** 1=1.0m, 2=2.0m, 3=3.0m
- Cable Color:** BLK, GRY, YLW, ORG, BLU, GRN, RED, VIO, BRN, AQU, ROS, WHT
- Connector Style:** LC, ST, FC, SC

Complete Listings on L-com.com



OM1 62.5/125 Multimode Duplex Patch Cords

L-com's OM1 62.5/125 fiber optic cables are 100% optically tested and utilize a PC polish. Check L-com.com for additional lengths, colors and connector options. All cable measurements are in meters. 1m=3.28ft. See L-com's Custom Cable Configurator to make your own length variations of existing cables in any whole foot or meter increment.

Item #	Description	1-9
--------	-------------	-----

OM1 62.5/125 Multimode Fiber Patch Cords

PVC RISER (OFNR) RATED OPTIONS

FODLC-01	OM1 Fiber Cable, Dual LC/Dual LC, OFNR Jacket, Gray, 1.0m	18.34
FODLC-02	OM1 Fiber Cable, Dual LC/Dual LC, OFNR Jacket, Gray, 2.0m	20.61
FODLC-03	OM1 Fiber Cable, Dual LC/Dual LC, OFNR Jacket, Gray, 3.0m	22.68
FODSC-01	OM1 Fiber Cable, Dual SC/Dual SC, OFNR Jacket, Gray, 1.0m	17.25
FODSC-02	OM1 Fiber Cable, Dual SC/Dual SC, OFNR Jacket, Gray, 2.0m	19.17
FODSC-03	OM1 Fiber Cable, Dual SC/Dual SC, OFNR Jacket, Gray, 3.0m	19.95
FODSTC-01	OM1 Fiber Cable, Dual ST/Dual ST, OFNR Jacket, Gray, 1.0m	17.25
FODSTC-02	OM1 Fiber Cable, Dual ST/Dual ST, OFNR Jacket, Gray, 2.0m	18.60
FODSTC-03	OM1 Fiber Cable, Dual ST/Dual ST, OFNR Jacket, Gray, 3.0m	19.95
FODSC-LC-01	OM1 Fiber Cable, Dual SC/Dual LC, OFNR Jacket, Gray, 1.0m	23.99
FODSC-LC-02	OM1 Fiber Cable, Dual SC/Dual LC, OFNR Jacket, Gray, 2.0m	25.34
FODSC-LC-03	OM1 Fiber Cable, Dual SC/Dual LC, OFNR Jacket, Gray, 3.0m	26.68
FODST-LC-01	OM1 Fiber Cable, Dual ST/Dual LC, OFNR Jacket, Gray, 1.0m	26.16
FODST-LC-02	OM1 Fiber Cable, Dual ST/Dual LC, OFNR Jacket, Gray, 2.0m	27.51
FODST-LC-03	OM1 Fiber Cable, Dual ST/Dual LC, OFNR Jacket, Gray, 3.0m	28.86

PENUM (OFNP) RATED OPTIONS

FODPLC-01	OM1 Fiber Cable, Dual LC/Dual LC, OFNP Jacket, Gray, 1.0m	30.98
FODPLC-02	OM1 Fiber Cable, Dual LC/Dual LC, OFNP Jacket, Gray, 2.0m	32.02
FODPLC-03	OM1 Fiber Cable, Dual LC/Dual LC, OFNP Jacket, Gray, 3.0m	33.11
FODPSC-01	OM1 Fiber Cable, Dual SC/Dual SC, OFNP Jacket, Gray, 1.0m	19.58
FODPSC-02	OM1 Fiber Cable, Dual SC/Dual SC, OFNP Jacket, Gray, 2.0m	20.67
FODPSC-03	OM1 Fiber Cable, Dual SC/Dual SC, OFNP Jacket, Gray, 3.0m	21.76

LOW SMOKE ZERO HALOGEN (LSZH) OPTIONS

FODZLC-01	OM1 Fiber Cable, Dual LC/Dual LC, LSZH Jacket, Gray, 1.0m	38.96
FODZLC-02	OM1 Fiber Cable, Dual LC/Dual LC, LSZH Jacket, Gray, 2.0m	40.57
FODZLC-03	OM1 Fiber Cable, Dual LC/Dual LC, LSZH Jacket, Gray, 3.0m	42.17
FODZSC-01	OM1 Fiber Cable, Dual SC/Dual SC, LSZH Jacket, Gray, 1.0m	16.06
FODZSC-02	OM1 Fiber Cable, Dual SC/Dual SC, LSZH Jacket, Gray, 2.0m	17.72
FODZSC-03	OM1 Fiber Cable, Dual SC/Dual SC, LSZH Jacket, Gray, 3.0m	19.33

OM1 62.5/125 Multimode MPO Fiber Ribbon and Fanout Cables

These multi-fiber MPO assemblies provide significant advantages in size by offering 12 times the density when compared to using separate SC connectors. Fan-out assemblies are ideal for making connections within rack or wall mounted fiber enclosures that utilize single fiber connectors and new Flex boot LC connectors are available for applications requiring a 90° bend or other situations with tight space constraints.

6 or 12 FIBER RIBBON CABLES - MPO to MPO

MPMM60M1-25	OM1 6 Fiber Ribbon Cable, MPO Male/MPO Male, OFNR Jacket, Orange, 25.0m	178.23
MPMM60M1-50	OM1 6 Fiber Ribbon Cable, MPO Male/MPO Male, OFNR Jacket, Orange, 50.0m	285.99
MPMM60M1-100	OM1 6 Fiber Ribbon Cable, MPO Male/MPO Male, OFNR Jacket, Orange, 100.0m	501.57
MPMM120M1-25	OM1 12 Fiber Ribbon Cable, MPO Male/MPO Male, OFNR Jacket, Orange, 25.0m	203.98
MPMM120M1-50	OM1 12 Fiber Ribbon Cable, MPO Male/MPO Male, OFNR Jacket, Orange, 50.0m	324.18
MPMM120M1-100	OM1 12 Fiber Ribbon Cable, MPO Male/MPO Male, OFNR Jacket, Orange, 100.0m	565.20
MTPF06-25	OM1 6 Fiber Ribbon Cable, MPO Female/MPO Female, OFNR Jacket, Orange, 25.0m	176.05
MTPF06-50	OM1 6 Fiber Ribbon Cable, MPO Female/MPO Female, OFNR Jacket, Orange, 50.0m	282.26
MTPF06-100	OM1 6 Fiber Ribbon Cable, MPO Female/MPO Female, OFNR Jacket, Orange, 100.0m	502.66
MTPF12-25	OM1 12 Fiber Ribbon Cable, MPO Female/MPO Female, OFNR Jacket, Orange, 25.0m	196.36
MTPF12-50	OM1 12 Fiber Ribbon Cable, MPO Female/MPO Female, OFNR Jacket, Orange, 50.0m	317.49
MTPF12-100	OM1 12 Fiber Ribbon Cable, MPO Female/MPO Female, OFNR Jacket, Orange, 100.0m	556.02

6 or 12 FIBER FANOUT CABLES - MPO to LC or SC FANOUT

MTPM06-LC-01	OM1 6 Fiber Ribbon Cable, MPO Male/6x LC Fanout, OFNR Jacket, Orange, 1.0m	78.39
MTPM06-LC-05	OM1 6 Fiber Ribbon Cable, MPO Male/6x LC Fanout, OFNR Jacket, Orange, 5.0m	96.00
MTPM06-LC-10	OM1 6 Fiber Ribbon Cable, MPO Male/6x LC Fanout, OFNR Jacket, Orange, 10.0m	120.56
MTPM12-LC-01	OM1 12 Fiber Ribbon Cable, MPO Male/12x LC Fanout, OFNR Jacket, Orange, 1.0m	118.44
MTPM12-LC-05	OM1 12 Fiber Ribbon Cable, MPO Male/12x LC Fanout, OFNR Jacket, Orange, 5.0m	138.70
MTPM12-LC-10	OM1 12 Fiber Ribbon Cable, MPO Male/12x LC Fanout, OFNR Jacket, Orange, 10.0m	166.47
MTPM06-SC-01	OM1 6 Fiber Ribbon Cable, MPO Male/6x SC Fanout, OFNR Jacket, Orange, 1.0m	68.80
MTPM06-SC-05	OM1 6 Fiber Ribbon Cable, MPO Male/6x SC Fanout, OFNR Jacket, Orange, 5.0m	88.54
MTPM06-SC-10	OM1 6 Fiber Ribbon Cable, MPO Male/6x SC Fanout, OFNR Jacket, Orange, 10.0m	120.56
MTPM12-SC-01	OM1 12 Fiber Ribbon Cable, MPO Male/12x SC Fanout, OFNR Jacket, Orange, 1.0m	100.82
MTPM12-SC-05	OM1 12 Fiber Ribbon Cable, MPO Male/12x SC Fanout, OFNR Jacket, Orange, 5.0m	122.69
MTPM12-SC-10	OM1 12 Fiber Ribbon Cable, MPO Male/12x SC Fanout, OFNR Jacket, Orange, 10.0m	150.46

6 or 12 FIBER FANOUT CABLES - MPO to LC FLEX BOOT FANOUT

MPM60M1-FLC-1	OM1 6 Fiber Ribbon Cable, MPO Male/6x Flex LC Fanout, OFNR Jacket, Orange, 1.0m	87.82
MPM60M1-FLC-5	OM1 6 Fiber Ribbon Cable, MPO Male/6x Flex LC Fanout, OFNR Jacket, Orange, 5.0m	107.56
MPM60M1-FLC-10	OM1 6 Fiber Ribbon Cable, MPO Male/6x Flex LC Fanout, OFNR Jacket, Orange, 10.0m	135.07
MPM120M1-FLC-1	OM1 12 Fiber Ribbon Cable, MPO Male/12x Flex LC Fanout, OFNR Jacket, Orange, 1.0m	132.69
MPM120M1-FLC-5	OM1 12 Fiber Ribbon Cable, MPO Male/12x Flex LC Fanout, OFNR Jacket, Orange, 5.0m	155.38
MPM120M1-FLC-10	OM1 12 Fiber Ribbon Cable, MPO Male/12x Flex LC Fanout, OFNR Jacket, Orange, 10.0m	186.46

OM1 62.5/125 Multimode LC Loopback

L-com's OM1 LC loopback cable is handy for a number of test applications. A generous yet manageable fiber loop virtually eliminates bend loss.

FOL-LC	OM1 Fiber Loopback, Clipped LC	16.27
--------	--------------------------------	-------

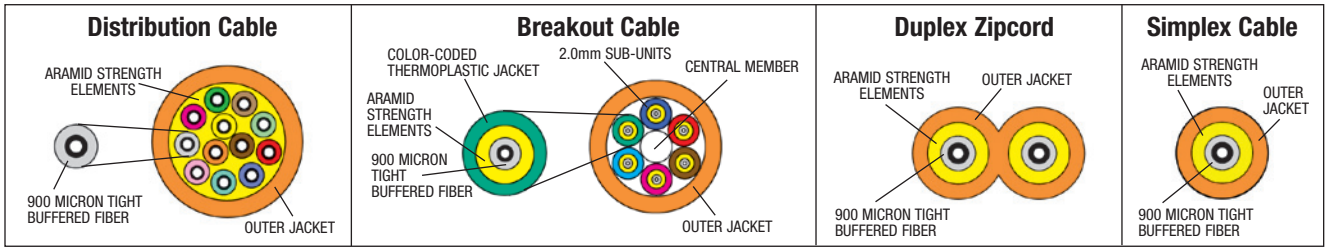
Bulk Fiber Optic Cabling - Sold by the Meter (1m = 3.28ft)

L-com offers the most popular types of Simplex, Duplex, Breakout and Distribution style cables. All are available from stock in 1 meter intervals with a 25 meter minimum unless otherwise noted. Other cabling types are available by request. Jacket color of bulk cable may vary. Contact L-com today for custom termination of bulk cable. **NOTE:** Bulk cable custom lengths are non-returnable.

What do the numbers mean?

Online Video

L-com.com/videos/A15



Item #	Description	Color	1-9
--------	-------------	-------	-----

OM1 62.5/125 Multimode Bulk Fiber Cable

DISTRIBUTION STYLE WITH 900µm SUB UNITS

FOB625D6-M	OM1 6 Count Indoor/Outdoor OFNP Bulk Fiber Distribution Cable	Orange	4.25
FOB625D12-M	OM1 12 Count Indoor/Outdoor OFNP Bulk Fiber Distribution Cable	Orange	6.42
FOB625D24-M	OM1 24 Count Indoor/Outdoor OFNP Bulk Fiber Distribution Cable	Orange	18.03

BREAKOUT STYLE WITH 2mm SUB UNITS

FOBOM1B2-M	OM1 2 Count Indoor/Outdoor OFNP Bulk Fiber Breakout Cable	Orange	5.70
FOBOM1B4-M	OM1 4 Count Indoor/Outdoor OFNP Bulk Fiber Breakout Cable	Orange	6.74
FOBOM1B6-M	OM1 6 Count Indoor/Outdoor OFNP Bulk Fiber Breakout Cable	Orange	9.43
FOBOM1B12-M	OM1 12 Count Indoor/Outdoor OFNP Bulk Fiber Breakout Cable	Orange	16.58

PATCH STYLE SIMPLEX OR DUPLEX (ZIPCORD) WITH 2mm CABLE OD

FOBOM1S-M	OM1 Simplex Indoor OFNR Bulk Fiber Cable	Orange	1.40
FOBOM1Z-M	OM1 Duplex (Zipcord) Indoor OFNR Bulk Fiber Cable	Orange	2.02

Item #	Description	Body	Sleeve	1-9
--------	-------------	------	--------	-----

Fiber Optic Multimode Couplers/Adapters

Single mode Options Located on pages 208, 209, 218

Need to join two multimode cables with the same connector types? Use these fiber optic couplers which utilize durable bronze sleeves best suited for multimode applications.

LC, MPO, SC and ST STYLES (see L-com.com for additional styles and options)

FOA-802	Duplex LC Coupler with Mounting Flange	Plastic	Bronze	6.37
FOA-803	Duplex LC Coupler, Low Profile	Plastic	Bronze	4.25
FOA-560	Quad LC Coupler with Mounting Flange	Plastic	Bronze	17.05
FOA-MPO	MPO Coupler	Plastic	N/A	20.62
FOA-MPOF	MPO Coupler with Mounting Flange	Plastic	N/A	20.62
FOA-002	Simplex SC Coupler with Mounting Flange	Plastic	Bronze	4.30
FOA-002M	Simplex SC Coupler with Mounting Flange	Metal	Bronze	5.54
FOA-005	Duplex SC Coupler with Mounting Flange	Plastic	Bronze	5.91
FOA-005M	Duplex SC Coupler with Mounting Flange	Metal	Bronze	8.70
FOA-001	Simplex ST Coupler with D-Hole Mount	Plastic	Bronze	3.21
FOA-011	Simplex ST Coupler with Rectangular Mount	Metal	Bronze	3.21
FOA-401	Duplex ST Coupler with Mounting Flange	Metal	Bronze	5.34

Need to change from one type of multimode connector to another? Use these fiber optic adapters.

LC, SC and ST STYLES (see L-com.com for additional styles and options)

FOA-020C	Simplex LC/SC Adapter with Mounting Flange	Plastic	Bronze	33.16
FOA-211	Simplex ST/SC Adapter with Rectangular Mount	Metal	Bronze	5.44
FOA-201	Simplex ST/SC Adapter with Square Mount	Metal	Bronze	8.70
FOA-006M	Duplex ST/SC Adapter with Mounting Flange	Metal	Bronze	11.24

Item #	Description	1-9
--------	-------------	-----

OM1 62.5/125 Multimode Pigtails - 900µm, 2mm or 3mm OFNR Jackets

L-com's fiber optic pigtails provide a fast way to make factory terminations in the field. They can easily be fusion or mechanically spliced to an existing fiber line. All connectors utilize PC polish and all jackets are Riser (OFNR) rated. See L-com.com for complete listings including additional connectors, modes and 900µm 12 packs which contain one cable of every standard fiber color (such as FPT90M1-LC-12PK) so you don't have to purchase the different colors individually.

PIGTAIL CABLES - 900µm

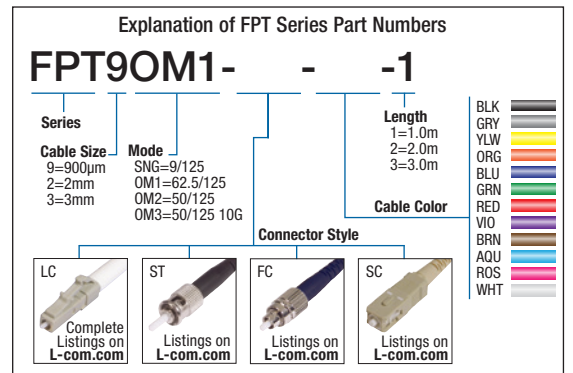


FPT90M1-LC-__1	OM1 Fiber Optic Pigtail, OFNR Jacket, 900µm, 1.0m	4.40
FPT90M1-LC-__2	OM1 Fiber Optic Pigtail, OFNR Jacket, 900µm, 2.0m	4.87
FPT90M1-LC-__3	OM1 Fiber Optic Pigtail, OFNR Jacket, 900µm, 3.0m	5.28


PIGTAIL CABLES - 2mm (Only available in ORG)

FPT20M1-LC-ORG-1	OM1 Fiber Optic Pigtail, OFNR Jacket, 2mm, 1.0m	4.46
FPT20M1-LC-ORG-2	OM1 Fiber Optic Pigtail, OFNR Jacket, 2mm, 2.0m	4.97
FPT20M1-LC-ORG-3	OM1 Fiber Optic Pigtail, OFNR Jacket, 2mm, 3.0m	5.49

PIGTAIL CABLES - 3mm (Only available in: BLU, GRN, ORG, RED or YLW)

FPT30M1-LC-__1	OM1 Fiber Optic Pigtail, OFNR Jacket, 3mm, 1.0m	4.46
FPT30M1-LC-__2	OM1 Fiber Optic Pigtail, OFNR Jacket, 3mm, 2.0m	4.97
FPT30M1-LC-__3	OM1 Fiber Optic Pigtail, OFNR Jacket, 3mm, 3.0m	5.49





OM2 50/125 Multimode Duplex Patch Cords

L-com's OM2 50/125 fiber optic cables are 100% optically tested and utilize a PC polish. Check L-com.com for additional length, color and connector options. All cable measurements are in meters. 1m=3.28ft. See L-com's Custom Cable Configurator to make your own length variations of existing cables in any whole foot or meter increment.

Item #	Description	1-9
--------	-------------	-----

OM2 50/125 Multimode Duplex Fiber Patch Cords

PVC RISER (OFNR) RATED OPTIONS

FODLC50-01	OM2 Fiber Cable, Dual LC/Dual LC, OFNR Jacket, Orange, 1.0m	18.43
FODLC50-02	OM2 Fiber Cable, Dual LC/Dual LC, OFNR Jacket, Orange, 2.0m	20.61
FODLC50-03	OM2 Fiber Cable, Dual LC/Dual LC, OFNR Jacket, Orange, 3.0m	22.68
FODSC50-01	OM2 Fiber Cable, Dual SC/Dual SC, OFNR Jacket, Orange, 1.0m	17.25
FODSC50-02	OM2 Fiber Cable, Dual SC/Dual SC, OFNR Jacket, Orange, 2.0m	18.60
FODSC50-03	OM2 Fiber Cable, Dual SC/Dual SC, OFNR Jacket, Orange, 3.0m	19.95
FODSTC50-01	OM2 Fiber Cable, Dual ST/Dual ST, OFNR Jacket, Orange, 1.0m	17.25
FODSTC50-02	OM2 Fiber Cable, Dual ST/Dual ST, OFNR Jacket, Orange, 2.0m	18.60
FODSTC50-03	OM2 Fiber Cable, Dual ST/Dual ST, OFNR Jacket, Orange, 3.0m	19.95
FODSC50-LC-01	OM2 Fiber Cable, Dual SC/Dual LC, OFNR Jacket, Orange, 1.0m	26.16
FODSC50-LC-02	OM2 Fiber Cable, Dual SC/Dual LC, OFNR Jacket, Orange, 2.0m	27.51
FODSC50-LC-03	OM2 Fiber Cable, Dual SC/Dual LC, OFNR Jacket, Orange, 3.0m	28.86
FODST50-LC-01	OM2 Fiber Cable, Dual ST/Dual LC, OFNR Jacket, Orange, 1.0m	28.29
FODST50-LC-02	OM2 Fiber Cable, Dual ST/Dual LC, OFNR Jacket, Orange, 2.0m	29.64
FODST50-LC-03	OM2 Fiber Cable, Dual ST/Dual LC, OFNR Jacket, Orange, 3.0m	30.98

PLENUM (OFNP) RATED OPTIONS

FODPLC50-01	OM2 Fiber Cable, Dual LC/Dual LC, OFNP Jacket, Orange, 1.0m	31.55
FODPLC50-02	OM2 Fiber Cable, Dual LC/Dual LC, OFNP Jacket, Orange, 2.0m	32.64
FODPLC50-03	OM2 Fiber Cable, Dual LC/Dual LC, OFNP Jacket, Orange, 3.0m	32.12
FODPSC50-01	OM2 Fiber Cable, Dual SC/Dual SC, OFNP Jacket, Orange, 1.0m	19.58
FODPSC50-02	OM2 Fiber Cable, Dual SC/Dual SC, OFNP Jacket, Orange, 2.0m	20.67
FODPSC50-03	OM2 Fiber Cable, Dual SC/Dual SC, OFNP Jacket, Orange, 3.0m	21.76

LOW SMOKE ZERO HALOGEN (LSZH) OPTIONS

FODZLC50-01	OM2 Fiber Cable, Dual LC/Dual LC, LSZH Jacket, Orange, 1.0m	39.74
FODZLC50-02	OM2 Fiber Cable, Dual LC/Dual LC, LSZH Jacket, Orange, 2.0m	41.34
FODZLC50-03	OM2 Fiber Cable, Dual LC/Dual LC, LSZH Jacket, Orange, 3.0m	43.00
FODZSC50-01	OM2 Fiber Cable, Dual SC/Dual SC, LSZH Jacket, Orange, 1.0m	16.06
FODZSC50-02	OM2 Fiber Cable, Dual SC/Dual SC, LSZH Jacket, Orange, 2.0m	17.72
FODZSC50-03	OM2 Fiber Cable, Dual SC/Dual SC, LSZH Jacket, Orange, 3.0m	19.33

OM2 50/125 Multimode MPO Fiber Ribbon and Fanout Cables

These multi-fiber MPO assemblies provide significant advantages in size by offering 12 times the density when compared to using separate SC connectors. Fan-out assemblies are ideal for making connections within rack or wall mounted fiber enclosures that utilize single fiber connectors and new Flex boot LC connectors are available for applications requiring a 90° bend or other situation with tight space constraints.

6 or 12 FIBER RIBBON CABLES - MPO to MPO

MPMM60M2-25	OM2 6 Fiber Ribbon Cable, MPO Male/MPO Male, OFNR Jacket, Orange, 25.0m	178.23
MPMM60M2-50	OM2 6 Fiber Ribbon Cable, MPO Male/MPO Male, OFNR Jacket, Orange, 50.0m	285.99
MPMM60M2-100	OM2 6 Fiber Ribbon Cable, MPO Male/MPO Male, OFNR Jacket, Orange, 100.0m	501.57
MPMM120M2-25	OM2 12 Fiber Ribbon Cable, MPO Male/MPO Male, OFNR Jacket, Orange, 25.0m	203.98
MPMM120M2-50	OM2 12 Fiber Ribbon Cable, MPO Male/MPO Male, OFNR Jacket, Orange, 50.0m	324.18
MPMM120M2-100	OM2 12 Fiber Ribbon Cable, MPO Male/MPO Male, OFNR Jacket, Orange, 100.0m	565.20
MPFF60M2-25	OM2 6 Fiber Ribbon Cable, MPO Female/MPO Female, OFNR Jacket, Orange, 25.0m	174.44
MPFF60M2-50	OM2 6 Fiber Ribbon Cable, MPO Female/MPO Female, OFNR Jacket, Orange, 50.0m	282.26
MPFF60M2-100	OM2 6 Fiber Ribbon Cable, MPO Female/MPO Female, OFNR Jacket, Orange, 100.0m	497.84
MPFF120M2-25	OM2 12 Fiber Ribbon Cable, MPO Female/MPO Female, OFNR Jacket, Orange, 25.0m	195.79
MPFF120M2-50	OM2 12 Fiber Ribbon Cable, MPO Female/MPO Female, OFNR Jacket, Orange, 50.0m	314.28
MPFF120M2-100	OM2 12 Fiber Ribbon Cable, MPO Female/MPO Female, OFNR Jacket, Orange, 100.0m	550.69

6 or 12 FIBER FANOUT CABLES - MPO to LC or SC FANOUT

MPM60M2-LC-1	OM2 6 Fiber Ribbon Cable, MPO Male/6x LC Fanout, OFNR Jacket, Orange, 1.0m	77.87
MPM60M2-LC-5	OM2 6 Fiber Ribbon Cable, MPO Male/6x LC Fanout, OFNR Jacket, Orange, 5.0m	96.00
MPM60M2-LC-10	OM2 6 Fiber Ribbon Cable, MPO Male/6x LC Fanout, OFNR Jacket, Orange, 10.0m	119.53
MPM120M2-LC-1	OM2 12 Fiber Ribbon Cable, MPO Male/12x LC Fanout, OFNR Jacket, Orange, 1.0m	118.44
MPM120M2-LC-5	OM2 12 Fiber Ribbon Cable, MPO Male/12x LC Fanout, OFNR Jacket, Orange, 5.0m	138.70
MPM120M2-LC-10	OM2 12 Fiber Ribbon Cable, MPO Male/12x LC Fanout, OFNR Jacket, Orange, 10.0m	164.34
MPM60M2-SC-1	OM2 6 Fiber Ribbon Cable, MPO Male/6x SC Fanout, OFNR Jacket, Orange, 1.0m	68.80
MPM60M2-SC-5	OM2 6 Fiber Ribbon Cable, MPO Male/6x SC Fanout, OFNR Jacket, Orange, 5.0m	87.51
MPM60M2-SC-10	OM2 6 Fiber Ribbon Cable, MPO Male/6x SC Fanout, OFNR Jacket, Orange, 10.0m	110.98
MPM120M2-SC-1	OM2 12 Fiber Ribbon Cable, MPO Male/12x SC Fanout, OFNR Jacket, Orange, 1.0m	101.34
MPM120M2-SC-5	OM2 12 Fiber Ribbon Cable, MPO Male/12x SC Fanout, OFNR Jacket, Orange, 5.0m	121.65
MPM120M2-SC-10	OM2 12 Fiber Ribbon Cable, MPO Male/12x SC Fanout, OFNR Jacket, Orange, 10.0m	147.24


6 or 12 FIBER FANOUT CABLES - MPO to LC FLEX BOOT FANOUT

MPM60M2-FLC-1	OM2 6 Fiber Ribbon Cable, MPO Male/6x Flex LC Fanout, OFNR Jacket, Orange, 1.0m	87.25
MPM60M2-FLC-5	OM2 6 Fiber Ribbon Cable, MPO Male/6x Flex LC Fanout, OFNR Jacket, Orange, 5.0m	107.56
MPM60M2-FLC-10	OM2 6 Fiber Ribbon Cable, MPO Male/6x Flex LC Fanout, OFNR Jacket, Orange, 10.0m	133.88
MPM120M2-FLC-1	OM2 12 Fiber Ribbon Cable, MPO Male/12x Flex LC Fanout, OFNR Jacket, Orange, 1.0m	132.69
MPM120M2-FLC-5	OM2 12 Fiber Ribbon Cable, MPO Male/12x Flex LC Fanout, OFNR Jacket, Orange, 5.0m	155.38
MPM120M2-FLC-10	OM2 12 Fiber Ribbon Cable, MPO Male/12x Flex LC Fanout, OFNR Jacket, Orange, 10.0m	184.08

OM2 50/125 Multimode LC Loopback

L-com's OM2 LC loopback cable is handy for a number of test applications. A generous yet manageable fiber loop virtually eliminates bend loss.

FOL50-LC	OM2 Fiber Loopback, Clipped LC	16.27
----------	--------------------------------	-------



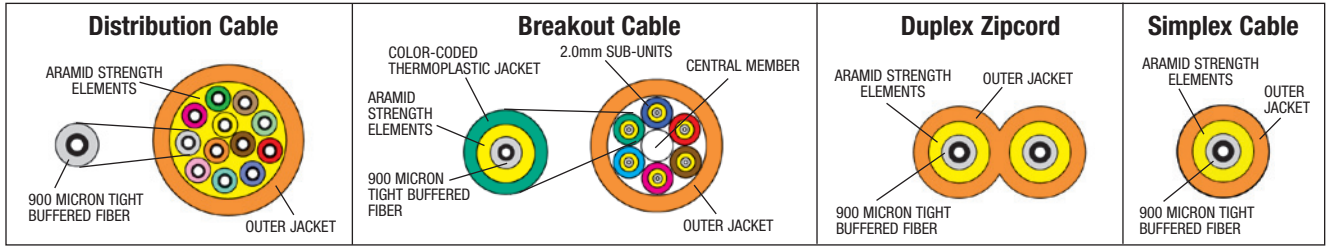
Bulk Fiber Optic Cabling - Sold by the Meter (1m = 3.28ft)

L-com offers the most popular types of Simplex, Duplex, Breakout and Distribution style cables. All are available from stock in 1 meter intervals with a 25 meter minimum unless otherwise noted. Other cabling types are available by request. Jacket color of bulk cable may vary. Contact L-com today for custom termination of bulk cable. **NOTE:** Bulk cable custom lengths are non-returnable.

Learn about fiber connectors

Online Video

L-com.com/videos/A21




Item #	Description	Color	1-9
OM2 50/125 Multimode Bulk Fiber Cable			
DISTRIBUTION STYLE WITH 900µm SUB UNITS			
FOB500D6-M	OM2 6 Count Indoor /Outdoor OFNP Bulk Fiber Distribution Cable	Orange	4.25
FOB500D12-M	OM2 12 Count Indoor /Outdoor OFNP Bulk Fiber Distribution Cable	Orange	6.42
FOB500D24-M	OM2 24 Count Indoor /Outdoor OFNP Bulk Fiber Distribution Cable	Orange	18.86
BREAKOUT STYLE WITH 2mm SUB UNITS			
FOBOM2IB2-M	OM2 2 Count Indoor /Outdoor OFNP Bulk Fiber Breakout Cable	Orange	5.60
FOBOM2IB4-M	OM2 4 Count Indoor /Outdoor OFNP Bulk Fiber Breakout Cable	Orange	8.13
FOBOM2IB6-M	OM2 6 Count Indoor /Outdoor OFNP Bulk Fiber Breakout Cable	Orange	10.88
FOBOM2IB12-M	OM2 12 Count Indoor /Outdoor OFNP Bulk Fiber Breakout Cable	Orange	17.93
PATCH STYLE SIMPLEX OR DUPLEX (ZIPCORD) WITH 2mm CABLE OD			
FOBOM2S-M	OM2 Simplex Indoor OFNR Bulk Fiber Cable	Orange	1.35
FOBOM2Z-M	OM2 Duplex (Zipcord) Indoor OFNR Bulk Fiber Cable	Orange	2.02

Item #	Description	1-9
--------	-------------	-----

OM2 50/125 Multimode Pigtails - 900µm, 2mm or 3mm OFNR Jackets

L-com's fiber optic pigtailed provide a fast way to make factory terminations in the field. They can easily be fusion or mechanically spliced to an existing fiber line. All connectors utilize PC polish and all jackets are Riser (OFNR) rated. See L-com.com for complete listings including additional connectors, modes and 900µm 12 packs which contain one cable of every color (such as FPT90M2-LC-12PK) so you don't have to purchase the different colors individually.

PIGTAIL CABLES - 900µm			
FPT90M2-LC-__1	OM2 Fiber Optic Pigtail, OFNR Jacket, 900µm, 1.0m		4.40
FPT90M2-LC-__2	OM2 Fiber Optic Pigtail, OFNR Jacket, 900µm, 2.0m		4.87
FPT90M2-LC-__3	OM2 Fiber Optic Pigtail, OFNR Jacket, 900µm, 3.0m		5.28
PIGTAIL CABLES - 2mm (Only available in ORG)			
FPT20M2-LC-ORG-1	OM2 Fiber Optic Pigtail, OFNR Jacket, 2mm, 1.0m		4.46
FPT20M2-LC-ORG-2	OM2 Fiber Optic Pigtail, OFNR Jacket, 2mm, 2.0m		4.97
FPT20M2-LC-ORG-3	OM2 Fiber Optic Pigtail, OFNR Jacket, 2mm, 3.0m		5.49
PIGTAIL CABLES - 3mm (Only available in: BLU or ORG)			
FPT30M2-LC-__1	OM2 Fiber Optic Pigtail, OFNR Jacket, 3mm, 1.0m		4.46
FPT30M2-LC-__2	OM2 Fiber Optic Pigtail, OFNR Jacket, 3mm, 2.0m		4.97
FPT30M2-LC-__3	OM2 Fiber Optic Pigtail, OFNR Jacket, 3mm, 3.0m		5.49



Explanation of FPT Series Part Numbers

FPT90M2- - -1

- Series:** FPT
- Cable Size:** 9=900µm, 2=2mm, 3=3mm
- Mode:** SNG=9/125, OM1=62.5/125, OM2=50/125, OM3=50/125 10G
- Length:** 1=1.0m, 2=2.0m, 3=3.0m
- Connector Style:** LC, ST, FC, SC
- Cable Color:** BLK, GRN, YLW, ORG, BLU, GRN, RED, VIO, BRN, AQU, ROS, WHT


Complete Listings on L-com.com

Tip OM1, OM3, 10 Gig, Multimode, Single mode, Laser Optimized ... What does it all mean?

In today's world of fiber optics many choices are available when choosing fiber optic cable types. Depending on the type of fiber cable and transceiver specification, different distances and speeds are supported per technology (i.e. 100Base FX, 1 Gigabit, 10 Gigabit etc). The size of the fiber core, bandwidth requirements and transceiver wavelengths (i.e. 62.5/125, 850nm) are some of the considerations when designing a network with fiber. The transceiver is the driving force behind a fiber network and its specifications will generally determine what type of fiber cable is required. Always check the manufacturer's transceiver specifications for the equipment you are buying fiber cables for to get the best recommendation about the type of fiber you require.

The chart below outlines some of the common specifications and typical distance/speed limitations for the most popular fiber types.

	Typical Wavelength	1 Gig Typical Distance Limitation	10 Gig Typical Distance Limitation	100 Gig Typical Distance Limitation
OM1, 62.5/125 Multimode	850/1310nm	280m (918ft)	33m (108ft)	n/a
OM2, 50/125 Multimode	850/1310nm	550m (1,804ft)	82m (269ft)	n/a
OM3, 10Gig Rated 50/125 Multimode	850/1310nm	800m (2,624ft)	300m (984ft)	100m (328ft)
OM4, 100Gig Rated 50/125 Multimode	850/1310nm	1040m (3,411ft)	550m (1,804ft)	150m (492ft)
OS1/OS2, 9/125 Single mode	1310/1550nm	100km (62miles)	70km (43.5miles)	40km (25miles)



OM3 10 Gig Rated, Laser Optimized 50/125 Multimode Duplex Patch Cords

L-com's OM3 10 Gig rated 50/125 fiber optic cables are 100% optically tested and utilize a PC polish. Check L-com.com for additional length, color and connector options. All cable measurements are in meters. 1m=3.28ft. See L-com's Custom Cable Configurator to make your own length variations of existing cables in any whole foot or meter increment.

Item #	Description	1-9
--------	-------------	-----

OM3 10 Gig Rated, Laser Optimized 50/125 Multimode Duplex Fiber Patch Cords

PVC RISER (OFNR) RATED OPTIONS

FODLC-10G-01	OM3 Fiber Cable, Dual LC/Dual LC, OFNR Jacket, Aqua, 1.0m	27.76
FODLC-10G-02	OM3 Fiber Cable, Dual LC/Dual LC, OFNR Jacket, Aqua, 2.0m	28.90
FODLC-10G-03	OM3 Fiber Cable, Dual LC/Dual LC, OFNR Jacket, Aqua, 3.0m	30.04
FODSC-10G-01	OM3 Fiber Cable, Dual SC/Dual SC, OFNR Jacket, Aqua, 1.0m	21.55
FODSC-10G-02	OM3 Fiber Cable, Dual SC/Dual SC, OFNR Jacket, Aqua, 2.0m	22.64
FODSC-10G-03	OM3 Fiber Cable, Dual SC/Dual SC, OFNR Jacket, Aqua, 3.0m	23.73
FODST-10G-01	OM3 Fiber Cable, Dual ST/Dual ST, OFNR Jacket, Aqua, 1.0m	21.55
FODST-10G-02	OM3 Fiber Cable, Dual ST/Dual ST, OFNR Jacket, Aqua, 2.0m	22.64
FODST-10G-03	OM3 Fiber Cable, Dual ST/Dual ST, OFNR Jacket, Aqua, 3.0m	23.73
FODSC-LC10G-01	OM3 Fiber Cable, Dual SC/Dual LC, OFNR Jacket, Aqua, 1.0m	24.25
FODSC-LC10G-02	OM3 Fiber Cable, Dual SC/Dual LC, OFNR Jacket, Aqua, 2.0m	25.34
FODSC-LC10G-03	OM3 Fiber Cable, Dual SC/Dual LC, OFNR Jacket, Aqua, 3.0m	26.42
FODST-LC10G-01	OM3 Fiber Cable, Dual ST/Dual LC, OFNR Jacket, Aqua, 1.0m	24.25
FODST-LC10G-02	OM3 Fiber Cable, Dual ST/Dual LC, OFNR Jacket, Aqua, 2.0m	25.34
FODST-LC10G-03	OM3 Fiber Cable, Dual ST/Dual LC, OFNR Jacket, Aqua, 3.0m	26.42

LOW SMOKE ZERO HALOGEN (LSZH) OPTIONS

FODZLC-OM3-1	OM3 Fiber Cable, Dual LC/Dual LC, LSZH Jacket, Aqua, 1.0m	29.79
FODZLC-OM3-2	OM3 Fiber Cable, Dual LC/Dual LC, LSZH Jacket, Aqua, 2.0m	30.93
FODZLC-OM3-3	OM3 Fiber Cable, Dual LC/Dual LC, LSZH Jacket, Aqua, 3.0m	32.02

OM3 10 Gig Rated, Laser Optimized 50/125 Multimode MPO Fiber Ribbon & Fanout Cables

These multi-fiber MPO assemblies provide significant advantages in size by offering 12 times the density when compared to using separate SC connectors. Fanout assemblies are ideal for making connections within rack or wall mounted fiber enclosures that utilize single fiber connectors and new Flex boot LC connectors are available for applications requiring a 90° bend or other situation with tight space constraints.

6 or 12 FIBER RIBBON CABLES - MPO to MPO


MPMM60M3-25	OM3 6 Fiber Ribbon Cable, MPO Male/MPO Male, OFNR Jacket, Aqua, 25.0m	276.41
MPMM60M3-50	OM3 6 Fiber Ribbon Cable, MPO Male/MPO Male, OFNR Jacket, Aqua, 50.0m	482.40
MPMM60M3-100	OM3 6 Fiber Ribbon Cable, MPO Male/MPO Male, OFNR Jacket, Aqua, 100.0m	893.83
MPMM120M3-25	OM3 12 Fiber Ribbon Cable, MPO Male/MPO Male, OFNR Jacket, Aqua, 25.0m	324.18
MPMM120M3-50	OM3 12 Fiber Ribbon Cable, MPO Male/MPO Male, OFNR Jacket, Aqua, 50.0m	565.20
MPMM120M3-100	OM3 12 Fiber Ribbon Cable, MPO Male/MPO Male, OFNR Jacket, Aqua, 100.0m	1047.18
MPFF60M3-25	OM3 6 Fiber Ribbon Cable, MPO Female/MPO Female, OFNR Jacket, Aqua, 25.0m	272.68
MPFF60M3-50	OM3 6 Fiber Ribbon Cable, MPO Female/MPO Female, OFNR Jacket, Aqua, 50.0m	478.10
MPFF60M3-100	OM3 6 Fiber Ribbon Cable, MPO Female/MPO Female, OFNR Jacket, Aqua, 100.0m	889.53
MPFF120M3-25	OM3 12 Fiber Ribbon Cable, MPO Female/MPO Female, OFNR Jacket, Aqua, 25.0m	314.28
MPFF120M3-50	OM3 12 Fiber Ribbon Cable, MPO Female/MPO Female, OFNR Jacket, Aqua, 50.0m	550.69
MPFF120M3-100	OM3 12 Fiber Ribbon Cable, MPO Female/MPO Female, OFNR Jacket, Aqua, 100.0m	1023.51

6 or 12 FIBER FANOUT CABLES - MPO to LC or SC FANOUT

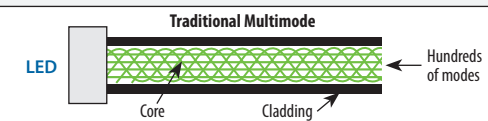
MPM60M3-LC-1	OM3 6 Fiber Ribbon Cable, MPO Male/6x LC Fanout, OFNR Jacket, Aqua, 1.0m	82.17
MPM60M3-LC-5	OM3 6 Fiber Ribbon Cable, MPO Male/6x LC Fanout, OFNR Jacket, Aqua, 5.0m	117.35
MPM60M3-LC-10	OM3 6 Fiber Ribbon Cable, MPO Male/6x LC Fanout, OFNR Jacket, Aqua, 10.0m	162.22
MPM120M3-LC-1	OM3 12 Fiber Ribbon Cable, MPO Male/12x LC Fanout, OFNR Jacket, Aqua, 1.0m	123.77
MPM120M3-LC-5	OM3 12 Fiber Ribbon Cable, MPO Male/12x LC Fanout, OFNR Jacket, Aqua, 5.0m	164.34
MPM120M3-LC-10	OM3 12 Fiber Ribbon Cable, MPO Male/12x LC Fanout, OFNR Jacket, Aqua, 10.0m	216.10
MPM60M3-SC-1	OM3 6 Fiber Ribbon Cable, MPO Male/6x SC Fanout, OFNR Jacket, Aqua, 1.0m	73.05
MPM60M3-SC-5	OM3 6 Fiber Ribbon Cable, MPO Male/6x SC Fanout, OFNR Jacket, Aqua, 5.0m	108.85
MPM60M3-SC-10	OM3 6 Fiber Ribbon Cable, MPO Male/6x SC Fanout, OFNR Jacket, Aqua, 10.0m	153.67
MPM120M3-SC-1	OM3 12 Fiber Ribbon Cable, MPO Male/12x SC Fanout, OFNR Jacket, Aqua, 1.0m	106.16
MPM120M3-SC-5	OM3 12 Fiber Ribbon Cable, MPO Male/12x SC Fanout, OFNR Jacket, Aqua, 5.0m	147.24
MPM120M3-SC-10	OM3 12 Fiber Ribbon Cable, MPO Male/12x SC Fanout, OFNR Jacket, Aqua, 10.0m	198.48

6 or 12 FIBER FANOUT CABLES - MPO to LC FLEX BOOT FANOUT

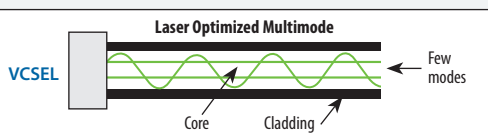
MPM60M3-FLC-1	OM3 6 Fiber Ribbon Cable, MPO Male/6x Flex LC Fanout, OFNR Jacket, Aqua, 1.0m	92.07
MPM60M3-FLC-5	OM3 6 Fiber Ribbon Cable, MPO Male/6x Flex LC Fanout, OFNR Jacket, Aqua, 5.0m	131.44
MPM60M3-FLC-10	OM3 6 Fiber Ribbon Cable, MPO Male/6x Flex LC Fanout, OFNR Jacket, Aqua, 10.0m	181.70
MPM120M3-FLC-1	OM3 12 Fiber Ribbon Cable, MPO Male/12x Flex LC Fanout, OFNR Jacket, Aqua, 1.0m	138.64
MPM120M3-FLC-5	OM3 12 Fiber Ribbon Cable, MPO Male/12x Flex LC Fanout, OFNR Jacket, Aqua, 5.0m	184.08
MPM120M3-FLC-10	OM3 12 Fiber Ribbon Cable, MPO Male/12x Flex LC Fanout, OFNR Jacket, Aqua, 10.0m	242.06



Tip Explaining regular and 10 Gig Multimode fiber



OM1 62.5/125 and OM2 50/125 multimode fiber is typically attached to communications equipment that use LED (light-emitting diode) transmitters that output hundreds of modes into the cable.



OM3 and OM4 50/125 10 Gig or higher rated multimode fiber uses VCSEL (vertical cavity surface emitting laser) transmitters that use only a specific set of modes instead of the hundreds of modes of traditional multimode fiber.

When transmitting light through a fiber cable a phenomenon known as Modal Dispersion occurs, causing different modes of light to arrive at the receiving end of the cable at different times. The degree that this happens is determined by the fiber's Refractive Index which is defined during the fiber manufacturing process.

A multimode fiber cable's bandwidth is dictated by the combined performance of all its modes. For a traditional LED driven OM1 or OM2 cable, if several modes fall behind or get ahead, it has little influence or effect on the cable's total bandwidth since it is few modes out of many.

As the need for increased speeds and bandwidth grew, 10 Gig VCSELs were developed. These low cost lasers use only a specific set of modes. Since there are fewer modes, Modal Dispersion can have a great effect on a cable; since there are less modes, it takes fewer getting ahead or falling behind to degrade a fiber cable's performance and bandwidth capacity. 10 Gig and 100 Gig, Laser optimized OM3 and OM4 fibers were developed with enhanced Refractive Indexes specifically to achieve higher speeds over longer distances than traditional multimode cables.

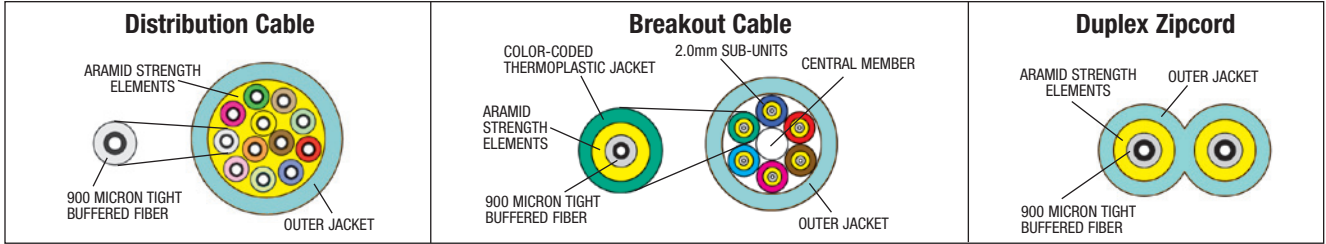
Bulk Fiber Optic Cabling - Sold by the Meter (1m = 3.28ft)

L-com offers the most popular types of Simplex, Duplex, Breakout and Distribution style cables. All are available from stock in 1 meter intervals with a 25 meter minimum unless otherwise noted. Other cabling types are available by request. Jacket color of bulk cable may vary. Contact L-com today for custom termination of bulk cable. **NOTE:** Bulk cable custom lengths are non-returnable.

How to clean fiber cable


Online Video

L-com.com/videos/A05




Item #	Description	Color	1-9
OM3 10 Gig Rated, Laser Optimized 50/125 Multimode Bulk Fiber Cable			
DISTRIBUTION STYLE WITH 900µm SUB UNITS (50 meter minimum)			
FOB501D6-M	OM3 6 Count Indoor /Outdoor OFNP Bulk Fiber Distribution Cable	Aqua	10.10
FOB501D12-M	OM3 12 Count Indoor/Outdoor OFNP Bulk Fiber Distribution Cable	Aqua	16.32
FOB501D24-M	OM3 24 Count Indoor/Outdoor OFNP Bulk Fiber Distribution Cable	Aqua	27.72
BREAKOUT STYLE WITH 2mm SUB UNITS (50 meter minimum)			
FOBOM3IB2-M	OM3 2 Count Indoor /Outdoor OFNP Bulk Fiber Breakout Cable	Aqua	7.25
FOBOM3IB4-M	OM3 4 Count Indoor /Outdoor OFNP Bulk Fiber Breakout Cable	Aqua	8.96
FOBOM3IB6-M	OM3 6 Count Indoor /Outdoor OFNP Bulk Fiber Breakout Cable	Aqua	13.00
FOBOM3IB12-M	OM3 12 Count Indoor /Outdoor OFNP Bulk Fiber Breakout Cable	Aqua	22.38
PATCH STYLE DUPLEX (ZIPCORD) WITH 2mm CABLE OD			
FOBOM3Z-M	OM3 Duplex (Zipcord) Indoor OFNR Bulk Fiber Cable	Aqua	2.38

Distribution Cable



Breakout Cable



Duplex Zipcord



Item #	Description	1-9
--------	-------------	-----

OM3 10 Gig, Laser Optimized 50/125 Pigtails - 900µm or 3mm OFNR Jackets

L-com's fiber optic pigtailed provide a fast way to make factory terminations in the field. They can easily be fusion or mechanically spliced to an existing fiber line. All connectors utilize PC polish and all jackets are Riser (OFNR) rated. See L-com.com for complete listings including additional connectors and modes.

PIGTAIL CABLES - 900µm (Only available in ORG)

FPT90M3-LC-ORG-1	OM3 Fiber Optic Pigtail, OFNR Jacket, 900µm, 1.0m	4.77
FPT90M3-LC-ORG-2	OM3 Fiber Optic Pigtail, OFNR Jacket, 900µm, 2.0m	5.65
FPT90M3-LC-ORG-3	OM3 Fiber Optic Pigtail, OFNR Jacket, 900µm, 3.0m	6.48

PIGTAIL CABLES - 3mm (Only available in AQU)

FPT30M3-LC-AQU-1	OM3 Fiber Optic Pigtail, OFNR Jacket, 3mm, 1.0m	4.87
FPT30M3-LC-AQU-2	OM3 Fiber Optic Pigtail, OFNR Jacket, 3mm, 2.0m	5.80
FPT30M3-LC-AQU-3	OM3 Fiber Optic Pigtail, OFNR Jacket, 3mm, 3.0m	6.74



Complete Listings on L-com.com

Explanation of FPT Series Part Numbers

FPT90M3- - -1

- Series:** LC, ST, FC, SC
- Cable Size:** 9=900µm, 3=3mm
- Mode:** SNG=9/125, OM1=62.5/125, OM2=50/125, OM3=50/125 10G
- Length:** 1=1.0m, 2=2.0m, 3=3.0m
- Cable Color:** ORG (Orange), AQU (Blue)
- Connector Style:** LC, ST, FC, SC

Complete Listings on L-com.com

Tip Check out L-com's Custom Cable Configurator

We understand that many applications require specific and precise lengths and connector combinations that off-the-shelf cables often don't address. We created our Custom Cable Configurator to meet this need. Found on L-com.com/productconfigurator, the Custom Cable Configurator will let anyone create a custom cable in just 4 easy steps.

- Step 1:** Go to L-com's Home Page
- Step 2:** Click Technical Resources
- Step 3:** Choose Custom Cable Configurators
- Step 4:** Follow the drop-down menus and make your choices

The Configurator allows you to create a cable in any whole number length in feet, meters or inches (length options may vary by cable type). You can also select your own connector options to choose what you need for each end of the cable. There is no minimum order requirement for fiber or coax cables and many assemblies can be produced in less than one week. Current configurable options include fiber optic, low-loss coaxial, RG style coaxial and modular Ethernet assemblies. Give L-com a call today and one of our trained reps will be happy to walk you through the menus to get you exactly what you are looking for.

Start at the L-com.com Home Page, click Technical Resources and then choose Custom Cable Configurators

Product Type: Fiber Optic [Reset]

Product Style: Multimode Duplex Fiber (Best Delivery)


Connector 1: LC (Clipped)

Connector 2: ST

Cable Type (Mode, Jacket, and Color): 62.5/125 OM1 OFNP Green (Mtr) Length: 1

Quantity: 1 [Calculate Price]

Connector 1: [Image] Connector 2: [Image]



OM4 100 Gig Rated, Laser Optimized 50/125 Multimode Duplex Patch Cords
 L-com's OM4 100 Gig rated 50/125 fiber optic cables are 100% optically tested and utilize a PC polish. Check **L-com.com** for more length, color and connector options. Cable measurements are in meters, 1m=3.28ft. See L-com's Custom Cable Configurator to make your own length variations of existing cables in any whole foot or meter increment.

Item #	Description	1-9
--------	-------------	-----

OM4 100 Gig Rated, Laser Optimized 50/125 Multimode Duplex Fiber Patch Cords

PVC RISER (OFNR) RATED OPTIONS		
FODLC-OM4-1	OM4 Fiber Cable, Dual LC/Dual LC, OFNR Jacket, Aqua, 1.0m	29.73
FODLC-OM4-2	OM4 Fiber Cable, Dual LC/Dual LC, OFNR Jacket, Aqua, 2.0m	31.08
FODLC-OM4-3	OM4 Fiber Cable, Dual LC/Dual LC, OFNR Jacket, Aqua, 3.0m	32.42
LOW SMOKE ZERO HALOGEN (LSZH) OPTIONS		
FODZLC-OM4-1	OM4 Fiber Cable, Dual LC/Dual LC, LSZH Jacket, Aqua, 1.0m	32.28
FODZLC-OM4-2	OM4 Fiber Cable, Dual LC/Dual LC, LSZH Jacket, Aqua, 2.0m	33.62
FODZLC-OM4-3	OM4 Fiber Cable, Dual LC/Dual LC, LSZH Jacket, Aqua, 3.0m	34.97
FODZLC-OM4-MAG-1	OM4 Fiber Cable, Dual LC/Dual LC, LSZH Jacket, Magenta, 1.0m	32.28
FODZLC-OM4-MAG-2	OM4 Fiber Cable, Dual LC/Dual LC, LSZH Jacket, Magenta, 2.0m	33.62
FODZLC-OM4-MAG-3	OM4 Fiber Cable, Dual LC/Dual LC, LSZH Jacket, Magenta, 3.0m	34.97

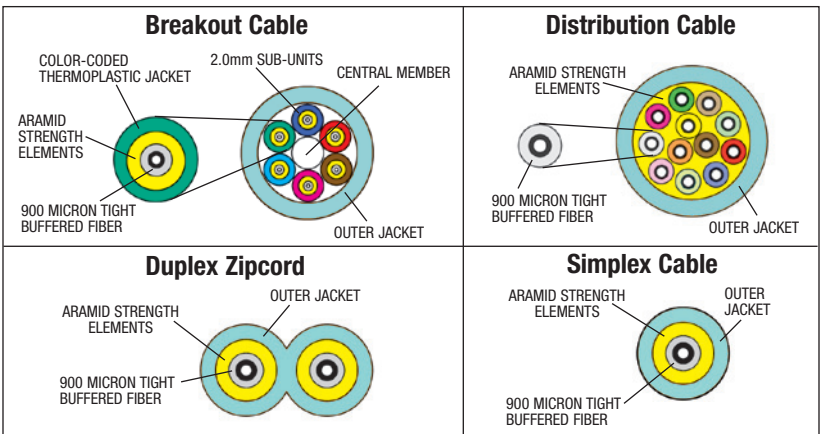
OM4 100 Gig Rated, Laser Optimized 50/125 Multimode MPO Ribbon and Fanout Cables

These multi-fiber MPO assemblies provide significant advantages in size by offering 12 times the density when compared to using separate SC connectors. Fanout assemblies are ideal for making connections within rack or wall mounted fiber enclosures that utilize single fiber connectors and new Flex boot LC connectors are available for applications requiring a 90° bend or other situation with tight space constraints. Please note that OM4 MPO cables are only available with Low Smoke Zero Halogen (LSZH) jackets.

12 FIBER RIBBON CABLES - MPO to MPO		
MPMM120M4-25	OM4 12 Fiber Ribbon Cable, MPO Male/MPO Male, LSZH Jacket, Aqua, 25.0m	446.08
MPMM120M4-50	OM4 12 Fiber Ribbon Cable, MPO Male/MPO Male, LSZH Jacket, Aqua, 50.0m	810.05
MPMM120M4-100	OM4 12 Fiber Ribbon Cable, MPO Male/MPO Male, LSZH Jacket, Aqua, 100.0m	1539.02
MFFF120M4-25	OM4 12 Fiber Ribbon Cable, MPO Female/MPO Female, LSZH Jacket, Aqua, 25.0m	441.84
MFFF120M4-50	OM4 12 Fiber Ribbon Cable, MPO Female/MPO Female, LSZH Jacket, Aqua, 50.0m	806.32
MFFF120M4-100	OM4 12 Fiber Ribbon Cable, MPO Female/MPO Female, LSZH Jacket, Aqua, 100.0m	1534.72
12 FIBER FANOUT CABLES - MPO to LC or SC FANOUT		
MPM120M4-LC-1	OM4 12 Fiber Ribbon Cable, MPO Male/ 12x LC Fanout, LSZH Jacket, Aqua, 1.0m	129.11
MPM120M4-LC-5	OM4 12 Fiber Ribbon Cable, MPO Male/ 12x LC Fanout, LSZH Jacket, Aqua, 5.0m	192.06
MPM120M4-LC-10	OM4 12 Fiber Ribbon Cable, MPO Male/ 12x LC Fanout, LSZH Jacket, Aqua, 10.0m	271.07
MPM120M4-SC-1	OM4 12 Fiber Ribbon Cable, MPO Male/ 12x SC Fanout, LSZH Jacket, Aqua, 1.0m	111.50
MPM120M4-SC-5	OM4 12 Fiber Ribbon Cable, MPO Male/ 12x SC Fanout, LSZH Jacket, Aqua, 5.0m	175.01
MPM120M4-SC-10	OM4 12 Fiber Ribbon Cable, MPO Male/ 12x SC Fanout, LSZH Jacket, Aqua, 10.0m	253.97
12 FIBER FANOUT CABLES - MPO to LC FLEX BOOT FANOUT		
MPM120M4-FLC-1	OM4 12 Fiber Ribbon Cable, MPO Male/ 12x Flex LC Fanout, LSZH Jacket, Aqua, 1.0m	144.60
MPM120M4-FLC-5	OM4 12 Fiber Ribbon Cable, MPO Male/ 12x Flex LC Fanout, LSZH Jacket, Aqua, 5.0m	215.12
MPM120M4-FLC-10	OM4 12 Fiber Ribbon Cable, MPO Male/ 12x Flex LC Fanout, LSZH Jacket, Aqua, 10.0m	303.61

Bulk Fiber Optic Cabling - Sold by the Meter (1m = 3.28ft)



L-com offers the most popular types of Simplex, Duplex, Breakout and Distribution style cables. All are available from stock in 1 meter intervals with a 25 meter minimum unless otherwise noted. Other cabling types are available by request. Jacket color of bulk cable may vary. Contact L-com today for custom termination of bulk cable. **NOTE:** Bulk cable custom lengths are non-returnable.



Item #	Description	Color	1-9
--------	-------------	-------	-----

OM4 100 Gig Rated, Laser Optimized 50/125 Multimode Bulk Fiber Cable

DISTRIBUTION STYLE WITH 900µm SUB UNITS (153 meter minimum)			
FOBOM4D6-M	OM4 6 Count Indoor/Outdoor OFNP Bulk Fiber Distribution Cable	Aqua	9.79
FOBOM4D12-M	OM4 12 Count Indoor/Outdoor OFNP Bulk Fiber Distribution Cable	Aqua	14.45
FOBOM4D24-M	OM4 24 Count Indoor/Outdoor OFNP Bulk Fiber Distribution Cable	Aqua	20.46
BREAKOUT STYLE WITH 2mm SUB UNITS (50 meter minimum)			
FOBOM4IB2-M	OM4 2 Count Indoor/Outdoor 62.5/125 Bulk Breakout Cable	Aqua	8.08
FOBOM4IB4-M	OM4 4 Count Indoor/Outdoor 62.5/125 Bulk Breakout Cable	Aqua	9.93
FOBOM4IB6-M	OM4 6 Count Indoor/Outdoor 62.5/125 Bulk Breakout Cable	Aqua	16.37
FOBOM4IB12-M	OM4 12 Count Indoor/Outdoor 62.5/125 Bulk Breakout Cable	Aqua	23.94
PATCH STYLE SIMPLEX OR DUPLEX (ZIPCORD) WITH 2mm CABLE OD			
FOBOM4S-M	OM4 Simplex Indoor OFNR Bulk Fiber Cable, 2mm OD	Aqua	2.02
FOBOM4Z-M	OM4 Duplex (Zipcord) Indoor OFNR Bulk Fiber Cable, 3mm OD	Aqua	3.00



Colored Fiber Patch Cords

Looking for a duplex fiber assembly in a non-standard color or to differentiate between similar cables of the same mode without hard to read cable labels? You can do that easily with L-com's colored fiber assemblies. Different colored jackets make it a snap to visually identify a cable. All cables have OFNR (Riser) jackets and utilize PC polish connectors. See L-com.com for complete listings and use L-com's custom cable configurator to create your own custom lengths.

Item #	Description	1-9
--------	-------------	-----

9/125 Single mode Colored Duplex Patch Cords

LC configurations shown below; see L-com.com for SC or ST listings

Available in Blue, Green, Orange or Red (see standard offerings for Yellow)

SFODLC-__-01	Single mode Fiber Cable, Clipped LC/Clipped LC, OFNR Colored Jacket, 1.0m	22.90
SFODLC-__-03	Single mode Fiber Cable, Clipped LC/Clipped LC, OFNR Colored Jacket, 3.0m	24.87
SFODLC-__-05	Single mode Fiber Cable, Clipped LC/Clipped LC, OFNR Colored Jacket, 5.0m	26.94
SFODLC-__-10	Single mode Fiber Cable, Clipped LC/Clipped LC, OFNR Colored Jacket, 10.0m	33.73

OM1 62.5/125 Multimode Colored Duplex Patch Cords

LC configurations shown below; see L-com.com for SC or ST listings

Available in Blue, Green, Orange, Red or Yellow (see standard offerings for Gray)


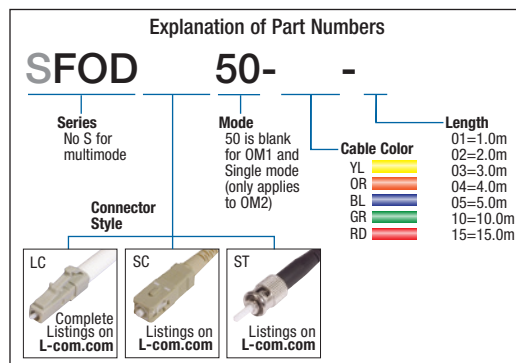
FODLC-__-01	OM1 Fiber Cable, Clipped LC/Clipped LC, OFNR Colored Jacket, 1.0m	20.72
FODLC-__-03	OM1 Fiber Cable, Clipped LC/Clipped LC, OFNR Colored Jacket, 3.0m	22.80
FODLC-__-05	OM1 Fiber Cable, Clipped LC/Clipped LC, OFNR Colored Jacket, 5.0m	24.87
FODLC-__-10	OM1 Fiber Cable, Clipped LC/Clipped LC, OFNR Colored Jacket, 10.0m	32.33

OM2 50/125 Multimode Colored Duplex Patch Cords

LC configurations shown below; see L-com.com for SC or ST listings

Available in Blue, Green, Red or Yellow (see standard offerings for Orange)

FODLC50-__-01	OM2 Fiber Cable, Clipped LC/Clipped LC, OFNR Colored Jacket, 1.0m	21.55
FODLC50-__-03	OM2 Fiber Cable, Clipped LC/Clipped LC, OFNR Colored Jacket, 3.0m	23.73
FODLC50-__-05	OM2 Fiber Cable, Clipped LC/Clipped LC, OFNR Colored Jacket, 5.0m	24.87
FODLC50-__-10	OM2 Fiber Cable, Clipped LC/Clipped LC, OFNR Colored Jacket, 10.0m	32.33



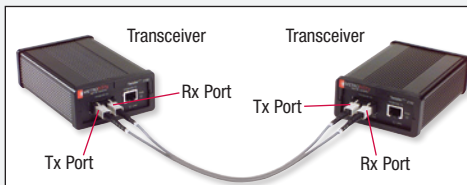
A and B markers explained

Online Video

L-com.com/Videos/A06

A and B markers make the connection

The "A" and "B" markers on duplex fiber jumpers assist in the proper connection between two transceivers. The transmit (Tx) port of one transceiver connects to the Receive (Rx) port of the second transceiver as illustrated at right. It is important to determine how the individual fibers in a duplex assembly are marked (A to A or A to B) to assure proper connections are made between the Tx and Rx ports of the transceivers. L-com's cables are labeled A to B.



Bend Insensitive Fiber Patch Cords with Flex Boot LC or SC Connectors

These Flex Boot assemblies are designed to fit in tight spaces and in applications where a non-standard angle of connection is required. These patch cables are built using Bend-Insensitive fiber and feature OFNR (Riser) jackets along with LC or SC style Flex Boot connectors. These special boots can be bent in any angle up to 90° without exceeding the bend tolerance of the cable. Bend them into the angle that best fits your application. All connectors are PC polish. Please see L-com.com for complete listings and use L-com's custom cable configurator to create your own custom lengths.

Item #	Description	1-9
--------	-------------	-----

9/125 Single mode Flex Boot, Bend-Insensitive Duplex Patch Cords

LC configurations shown below; see L-com.com for SC or LC to SC listings

SFODBIFLC-01	Single mode Bend-Insensitive Fiber Cable, Dual Flex LC/Dual Flex LC, OFNR Jacket, Yellow, 1.0m	78.75
SFODBIFLC-03	Single mode Bend-Insensitive Fiber Cable, Dual Flex LC/Dual Flex LC, OFNR Jacket, Yellow, 3.0m	82.59
SFODBIFLC-05	Single mode Bend-Insensitive Fiber Cable, Dual Flex LC/Dual Flex LC, OFNR Jacket, Yellow, 5.0m	86.52
SFODBIFLC-10	Single mode Bend-Insensitive Fiber Cable, Dual Flex LC/Dual Flex LC, OFNR Jacket, Yellow, 10.0m	104.92

OM2 50/125 Multimode Flex Boot, Bend-Insensitive Duplex Patch Cords


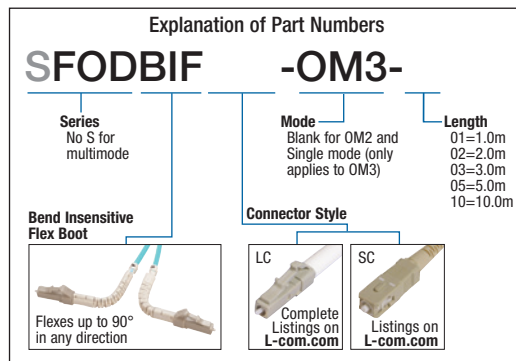
LC configurations shown below; see L-com.com for SC or LC to SC listings

FODBIFLC-01	OM2 Bend-Insensitive Fiber Cable, Dual Flex LC/Dual Flex LC, OFNR Jacket, Orange, 1.0m	61.24
FODBIFLC-03	OM2 Bend-Insensitive Fiber Cable, Dual Flex LC/Dual Flex LC, OFNR Jacket, Orange, 3.0m	69.17
FODBIFLC-05	OM2 Bend-Insensitive Fiber Cable, Dual Flex LC/Dual Flex LC, OFNR Jacket, Orange, 5.0m	77.35
FODBIFLC-10	OM2 Bend-Insensitive Fiber Cable, Dual Flex LC/Dual Flex LC, OFNR Jacket, Orange, 10.0m	97.25

OM3 50/125 10 Gig Rated Multimode Flex Boot, Bend-Insensitive Duplex Patch Cords


LC configurations shown below; see L-com.com for SC or LC to SC listings


FODBIFLC-OM3-01	OM3 Bend-Insensitive Fiber Cable, Dual Flex LC/Dual Flex LC, OFNR Jacket, Aqua, 1.0m	63.05
FODBIFLC-OM3-03	OM3 Bend-Insensitive Fiber Cable, Dual Flex LC/Dual Flex LC, OFNR Jacket, Aqua, 3.0m	71.24
FODBIFLC-OM3-05	OM3 Bend-Insensitive Fiber Cable, Dual Flex LC/Dual Flex LC, OFNR Jacket, Aqua, 5.0m	79.63
FODBIFLC-OM3-10	OM3 Bend-Insensitive Fiber Cable, Dual Flex LC/Dual Flex LC, OFNR Jacket, Aqua, 10.0m	88.65



Tip L-com's Flex Boot fiber connectors explained

Did you know L-com's Flex Boot fiber connectors can be bent in any direction from 180° to 90° without negatively affecting the performance of the fiber? They are great for connector stacking (shown right), tight spaces and right angles. They are also built using Bend Insensitive cable which has superior bend performance with negligible signal loss, even with a very small bend radius.





9/125 Single mode Simplex Fiber Assemblies

L-com's 9/125 Single mode simplex fiber optic cables are 100% optically tested and utilize a PC polish. Check **L-com.com** for additional length and connector options. All cable measurements are in meters. 1m=3.28ft. See L-com's Custom Cable Configurator to make your own length variations of existing cables in any whole foot or meter increment.

Item #	Description	1-9
9/125 Single mode Simplex Fiber Patch Cords		
LC, SC and ST configurations shown below; see L-com.com for complete listings.		
SFOLC-01	Single mode Fiber Cable, LC/LC, OFNR Jacket, Yellow, 1.0m	22.43
SFOLC-03	Single mode Fiber Cable, LC/LC, OFNR Jacket, Yellow, 3.0m	23.52
SFOLC-05	Single mode Fiber Cable, LC/LC, OFNR Jacket, Yellow, 5.0m	24.56
SFOSC-01	Single mode Fiber Cable, SC/SC, OFNR Jacket, Yellow, 1.0m	10.88
SFOSC-03	Single mode Fiber Cable, SC/SC, OFNR Jacket, Yellow, 3.0m	11.97
SFOSC-05	Single mode Fiber Cable, SC/SC, OFNR Jacket, Yellow, 5.0m	13.06
SFOST-01	Single mode Fiber Cable, ST/ST, OFNR Jacket, Yellow, 1.0m	10.88
SFOST-03	Single mode Fiber Cable, ST/ST, OFNR Jacket, Yellow, 3.0m	11.97
SFOST-05	Single mode Fiber Cable, ST/ST, OFNR Jacket, Yellow, 5.0m	13.06
SFOSC-LC-01	Single mode Fiber Cable, SC/LC, OFNR Jacket, Yellow, 1.0m	16.01
SFOSC-LC-03	Single mode Fiber Cable, SC/LC, OFNR Jacket, Yellow, 3.0m	17.10
SFOSC-LC-05	Single mode Fiber Cable, SC/LC, OFNR Jacket, Yellow, 5.0m	18.19
SFOST-LC-01	Single mode Fiber Cable, ST/LC, OFNR Jacket, Yellow, 1.0m	16.32
SFOST-LC-03	Single mode Fiber Cable, ST/LC, OFNR Jacket, Yellow, 3.0m	17.41
SFOST-LC-05	Single mode Fiber Cable, ST/LC, OFNR Jacket, Yellow, 5.0m	18.50

9/125 Single mode APC Fiber Assemblies

Looking for Single mode assemblies with APC (Angled Physical Contact) connectors for the lowest possible back reflection? Check them out here. All APC assemblies utilize OFNR (Riser) jackets. See L-com's Custom Cable Configurator to make your own custom lengths.

9/125 Single mode APC Fiber Patch Cords

LC and ST options shown, see **L-com.com** for complete listings including FC connector assemblies

SFOLCA-01	Single mode Fiber APC Cable, LC/LC, OFNR Jacket, Yellow, 1.0m	26.68
SFOLCA-03	Single mode Fiber APC Cable, LC/LC, OFNR Jacket, Yellow, 3.0m	27.77
SFOLCA-05	Single mode Fiber APC Cable, LC/LC, OFNR Jacket, Yellow, 5.0m	27.98
SFODLCA-01	Single mode Fiber APC Cable, Dual LC/Dual LC, OFNR Jacket, Yellow, 1.0m	53.31
SFODLCA-03	Single mode Fiber APC Cable, Dual LC/Dual LC, OFNR Jacket, Yellow, 3.0m	55.49
SFODLCA-05	Single mode Fiber APC Cable, Dual LC/Dual LC, OFNR Jacket, Yellow, 5.0m	57.66
SFOSCA-01	Single mode Fiber APC Cable, SC/SC, OFNR Jacket, Yellow, 1.0m	13.06
SFOSCA-03	Single mode Fiber APC Cable, SC/SC, OFNR Jacket, Yellow, 3.0m	14.14
SFOSCA-05	Single mode Fiber APC Cable, SC/SC, OFNR Jacket, Yellow, 5.0m	15.23
SFODSCA-01	Single mode Fiber APC Cable, Dual SC/Dual SC, OFNR Jacket, Yellow, 1.0m	24.97
SFODSCA-03	Single mode Fiber APC Cable, Dual SC/Dual SC, OFNR Jacket, Yellow, 3.0m	27.20
SFODSCA-05	Single mode Fiber APC Cable, Dual SC/Dual SC, OFNR Jacket, Yellow, 5.0m	28.86

9/125 Single mode APC Couplers

In order to achieve low back reflection values, some fiber assemblies utilize a connector with an APC (Angled Physical Contact) connector. These APC connectors require special couplers that have tight tolerance alignment slots to assure proper orientation of the mated APC connectors. These APC couplers are specifically designed for this application.

Item #	Description	Body	Sleeve	1-9
9/125 Single mode APC Couplers				
FOA-804	Simplex LC/LC APC Coupler Low Profile	Plastic	Ceramic	14.92
FOA-805	Duplex LC/LC APC Coupler Low Profile	Plastic	Ceramic	15.96
FOA-017	Simplex SC/SC APC Coupler with Mounting Flange	Plastic	Ceramic	10.67
FOA-018	Duplex SC/SC APC Coupler with Mounting Flange	Plastic	Ceramic	19.79
FOA-019	Simplex FC/FC APC Coupler with D-Hole Mount	Metal	Ceramic	16.01

MTRJ to MTRJ Fiber Optic Coupler

Use of this coupler requires one of the two mating MTRJ connectors to contain alignment pins.

FOA-600	MTRJ Coupler with Mounting Flange	Plastic	None	4.35
---------	-----------------------------------	---------	------	------

Assorted FC Couplers/Adapters Not Shown Elsewhere

FOA-003	Simplex FC Fiber Coupler with Square Mount	Metal	Bronze	7.10
FOA-003A	Simplex FC Fiber Coupler with Square Mount	Metal	Ceramic	10.36
FOA-013	Simplex FC Fiber Coupler with Rectangular Mount	Metal	Bronze	7.10
FOA-013A	Simplex FC Fiber Coupler with Rectangular Mount	Metal	Ceramic	10.36
FOA-033	Simplex FC Fiber Coupler with D-Hole Mount	Metal	Bronze	6.94
FOA-033A	Simplex FC Fiber Coupler with D-Hole Mount	Metal	Ceramic	10.15
FOA-301	Simplex ST-FC Fiber Adapter with Square Mount	Metal	Bronze	10.10
FOA-311	Simplex ST-FC Fiber Adapter with Rectangular Mount	Metal	Bronze	3.83
FOA-311A	Simplex ST-FC Fiber Adapter with Rectangular Mount	Metal	Ceramic	11.45
FOA-302	Simplex SC-FC Fiber Adapter with Square Mount	Metal	Bronze	10.10

Fiber Optic Bulkhead Coupler Kit - Great for Tool Kits



The FOA-123 Fiber Optic Bulkhead Coupler Kit comes complete with two ST-ST (FOA-001), two SC-SC (FOA-002), one FC-FC (FOA-003) and a handy four compartment carrying case. All couplers are bulkhead mountable.

FOA-123	Fiber Optic Bulkhead Coupler Kit			21.35
---------	----------------------------------	--	--	-------

Fiber Optic Coupler/Adapter Kit - Complete Flexibility

This is the most complete kit of fiber adapters and couplers we offer, allowing connections between nearly all like interfaces and adapting from one style interface to another including LC-LC (FOA-500A), MPO-MPO (FOA-MPOFB), ST-ST (FOA-001), SC-SC (FOA-002), ST-SC (FOA-201), FC-FC (FOA-003), ST-FC (FOA-301), SC-FC (FOA-302), MTRJ-MTRJ (FOA-600), SMA-SMA (FOA-004), and MU-MU (FOA-701).


FOA-321	Fiber Optic Coupler/Adapter Kit			95.02
---------	---------------------------------	--	--	-------



Fiber Optic Couplers and Adapters

These devices are used to join together individual connectorized fiber assemblies. They are often used in a patch panel and are mounted on sub-panels. If the two fiber assemblies to be connected have the same style fiber connectors (ST to ST, SC to SC, etc.) then the connecting device is called a coupler. If the two fiber assemblies to be connected have different style connectors (ST to LC, SC to LC) then the connecting device is called an adapter.

SC to SC, etc.) then the connecting device is called a coupler. If the two fiber assemblies to be connected have different style connectors (ST to LC, SC to LC) then the connecting device is called an adapter.



Fiber Optic Coupler / Adapter Selection Matrix

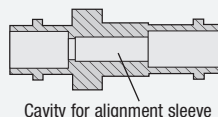
Use this matrix to locate the fiber optic coupler or adapter with the desired interface combination and with the appropriate body and alignment sleeve material.

If a specific type is not listed, please visit our web site at L-com.com for the latest information or call our technical support group at 800-343-1455 for assistance.

BODY MATERIAL		SIMPLEX						DUPLX				QUAD	
		METAL	METAL	METAL	PLASTIC	PLASTIC	PLASTIC	METAL	METAL	PLASTIC	PLASTIC	PLASTIC	PLASTIC
ALIGNMENT SLEEVE MATERIAL		BRONZE	CERAMIC	NONE	BRONZE	CERAMIC	NONE	BRONZE	CERAMIC	BRONZE	CERAMIC	BRONZE	CERAMIC
COUPLERS	ST to ST	FOA-001 FOA-011	FOA-001A FOA-011A					FOA-401	FOA-401A				
	SC to SC	FOA-002M	FOA-002MA		FOA-002	FOA-002A FOA-017 (APC)		FOA-005M	FOA-005MA	FOA-005	FOA-005A FOA-018 (APC)		
	FC to FC	FOA-003 FOA-013 FOA-033	FOA-003A FOA-013A FOA-033A FOA-019 (APC)										
	SMA906 to SMA906			FOA-004									
	LC to LC					FOA-500A FOA-804 (APC)				FOA-802 FOA-803	FOA-550A FOA-805 (APC) FOA-801	FOA-560	FOA-570
MT-RJ to MT-RJ						FOA-600							
MPO to MPO						FOA-MPO FOA-MPOF							
ADAPTERS	ST to SC	FOA-201 FOA-211	FOA-211A					FOA-006M	FOA-006MA		FOA-006		
	ST to FC	FOA-301 FOA-311	FOA-311A										
	SC to FC	FOA-302											
	SC to LC				FOA-020C	FOA-014							

Tip What are alignment sleeves?

The alignment sleeve is the most critical component of a fiber optic adapter. Bronze sleeves are more durable but the precision is not as good as ceramic. Ceramic ferrules offer a more precise alignment, but they are somewhat less durable. Bronze alignment sleeves are commonly used in multimode applications where precision alignment is not as critical.



- Better alignment
- More expensive
- Typically single mode



- Better durability
- Less expensive
- Typically multimode

Item #	Description	1-9
--------	-------------	-----

LC and SC Fiber Connector Field Termination Kit

The XPFIT-Kit connector installation kit contains everything needed to install LC or SC XPFIT connectors onto standard 900µm cable. Kit includes a fiber stripper for 250µm or 125µm fiber, a thermal buffer removal tool, replacement blades, a precision cleaver, lint free dry wipes, a fiber optic cleaning pen, Kevlar scissors, a fiber disposal unit, a fine permanent marker pen, a light source fiber checker, a 2.5mm to 1.25mm adapter and a soft carrying case to hold it all. No epoxy, polishing film or other consumables are required and there is no need for electrical power, allowing installers to get in and out of installation sites quickly and efficiently. Connectors can be terminated in less than 2 minutes.

XPFIT-KIT	Fiber Optic LC/SC Field Termination Kit	1326.28
-----------	---	---------

LC and SC Field Terminable Fiber Connectors

XPFIT Plus LC and SC connectors are pre-polished, pre-assembled connectors that can be terminated reliably in the field with little equipment or expertise. Each connector contains index matching gel and utilizes an internal mechanical grip to gently but effectively hold the fiber in place for installation, eliminating the need for costly splicing equipment or curing ovens. Plugs exceed TIA/EIA-568-B.3 standards. Each 12 pack of connectors comes with an assembling jig and fiber holder for 900µm tight buffered fiber as well as boots for each connector. Used with the XPFIT-KIT (sold separately), fiber termination in the field is easy and painless. See L-com.com for full installation instructions.

FOC-XPFC-LC-MMBG	LC Connector for XPFIT-KIT, 62.5/125, OM1, Beige, Pkg/12	181.28
FOC-XPFC-LC-MMBK	LC Connector for XPFIT-KIT, 50/125, OM2, Black, Pkg/12	181.28
FOC-XPFC-LC-MMAQ	LC Connector for XPFIT-KIT, 50/125, OM3 10Gig, Aqua, Pkg/12	181.28
FOC-XPFC-LC-SMBL	LC Connector for XPFIT-KIT, 9/125 Single mode, Blue, Pkg/12	204.60
FOC-XPFC-SC-MMBG	SC Connector for XPFIT-KIT, 62.5/125, OM1, Beige, Pkg/12	182.32
FOC-XPFC-SC-MMBK	SC Connector for XPFIT-KIT, 50/125, OM2, Black, Pkg/12	182.32
FOC-XPFC-SC-MMAQ	SC Connector for XPFIT-KIT, 50/125, OM3 10Gig, Aqua, Pkg/12	182.32
FOC-XPFC-SC-SMBL	SC Connector for XPFIT-KIT, 9/125 Single mode, Blue, Pkg/12	202.01





FOC-SS250



FOC-SS125



FOC-SS-MPO



FOC-CA



FOC-KN

FOC-AP



FOC-EYE

How to clean fiber cable

Online Video

L-com.com/videos/A05



F01

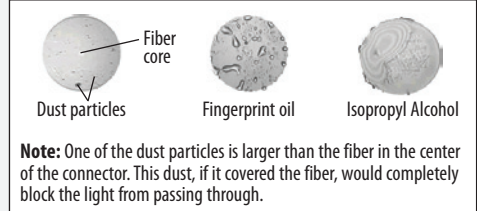
F01REF

Tip Avoid the number one cause of fiber optic network failure

In fiber optic networks, the number one cause of network failure is not cable breakage, it's actually dirty or damaged connectors.

In a fiber optic coupling, connectors are in physical contact with each other. Picture a small rock placed between two pieces of glass and then pressed together. This is similar to what a particle of dust is in relation to the glass fiber. Note that a typical fiber's glass core is 1/10 to 1/2 the diameter of a human hair so a little dust can go a long way towards obstructing an optical signal. At right are images of common problems found on connectors installed in the field.

Connectors need to be cleaned before any connection is made. If the cable is disconnected, it needs to be cleaned again. This is a simple process especially with the Senko SMART Cleaners. Just insert the cleaner into the port and then use the same cleaner on the cable connector.



Note: One of the dust particles is larger than the fiber in the center of the connector. This dust, if it covered the fiber, would completely block the light from passing through.



Item #	Description	List Price
--------	-------------	------------

Fiber Optic Cleaner for SC, FC, and ST Connectors

The Senko Fiber Optic Cleaner for SC, FC and ST simplex connections is a dry cloth cleaner specially designed to clean single fiber connectors. The dust cap of the cleaner acts as an adapter for cleaning unmated connectors. The FOC-SS250 Fiber Optic Cleaner is simple, easy to use and highly effective at removing oil and dust contaminants that can inhibit optical performance. Cleaner gets more than 750 cleanings per unit.

FOC-SS250	Fiber Optic Cleaner for SC, FC and ST Connectors	74.66
-----------	--	-------

Fiber Optic Cleaner for LC and MU Connectors

Working with LC connectors often means technicians are faced with a high density of the connectors, making it difficult to get in between to service and clean them. Using Senko's Fiber Optic Cleaner specifically made to be used with LC connectors is the perfect solution with its thin, extendable shaft that can easily get into hard to reach areas. Cleaner gets more than 750 cleanings per unit.

FOC-SS125	Fiber Optic Cleaner for LC and MU Connectors	74.66
-----------	--	-------

Fiber Optic Cleaner for MPO Connectors

MPO has become a popular interface in data centers due to its high density of connections in a very small form factor. This makes it extra important to keep your MPO cables and ports clean for the best performance of your network. This easy to use cleaner will remove dirt, oil and debris from MPO connectors and ports. Its extended shaft makes it easy to get into hard to reach places without having to un-mate nearby connectors. The cleaner is disposable and gets over 600 cleanings per unit.

FOC-SS-MPO	Fiber Optic Cleaner for MPO Connectors	82.95
------------	--	-------

Fiber Optic Consumables - Commonly Used Fiber Optic Cleaning Components

Cleaning fiber optic connections is crucial for proper optical transmission. Compressed air is great for cleaning couplers and connector ends. Kimwipes are lint free tissues, commonly used for cleaning glass surfaces.

FOC-CA	Compressed Air, 12 oz. Can	10.83
FOC-KN	4.5" x 8.5" (11.4cm x 21.6cm) Box Kimwipes, 280 Count	5.65
FOC-AP	Pre-moistened Alcohol Pads, 20 Count	10.62

Fiber Optic Pulling Eye for Duplex Cable Assemblies

A pulling eye is used to protect the terminated end of fiber cable assemblies when pulling through walls or ceilings. 16" long x 0.75" (40.6 x 1.9 cm) diameter plastic tube fits most cables with two connectors.

FOC-EYE	Dual Fiber Pulling Eye	30.72
---------	------------------------	-------




Hellermann-Tyton Fiberclean - Fiber Optic Connector Cleaning System

This is a convenient, economical and easy to use cleaning dispenser system for your fiber optic connectors. This hand held device exposes a portion of "ultra white", non-woven, lint free material sufficient to clean up to six connectors. Used cleaning material is dispensed out of the back of the unit. Up to 400 connectors can be cleaned with a single dispenser.

F01	Fiberclean Dispenser with Cleaning Film	21.24
F01REF	Fiberclean Cleaning Film Refills	16.53

Keep fiber cables clean to maintain performance

It is critically important for fiber optic connectors to be free of dust and dirt to maintain optimum performance. A simple and effective way to do this is to clean the ends of your fiber optic cables often when they are disconnected, as illustrated.



Softly press fiber tip in cleaning window using a figure 8 motion. Repeat 3 times, inspecting fiber tip for cleanliness.

Tip Fiber enclosures secure sub-panels and cables

STEP 1




Install snap-in sub-panel with couplers.

STEP 2



Prepare distribution cable for installation on rear of panel by sliding tray out of case, either from the front or rear.

STEP 3



Attach feed cables to couplers on rear of panel.

STEP 4



Route and attach patching jumpers to couplers on front of panel.

STEP 5



Slide tray back into case.

STEP 6



Close cover on unit.



FE-RM1U12PSP



FE-WM24PP



FE-ST7MC

FE-STMAB

Item #	Description	List Price
--------	-------------	------------

19 Inch (48.3cm) Rack Mounted Fiber Enclosures - For Splice Trays and Fiber Patch Panels

FE-RM1U12PSP	Fiber Enclosure Rack Mount, 1U, with 3 FSP Series Sub-Panel Openings	207.19
FE-RM2U24PSP	Fiber Enclosure Rack Mount, 2U, with 4 FSP Series Sub-Panel Openings	233.09
FE-RM3U48PSP	Fiber Enclosure Rack Mount, 3U, with 8 FSP Series Sub-Panel Openings	269.36
FE-RM4U72PSP	Fiber Enclosure Rack Mount, 4U, with 12 FSP Series Sub-Panel Openings	279.72

Wall Mounted Fiber Enclosures - To Mount Splice Trays and Fiber Patch Panels

FE-WM12PP	Fiber Enclosure Wall Mount, with 2 FSP Series Sub-Panel Openings	93.21
FE-WM24PP	Fiber Enclosure Wall Mount, with 4 FSP Series Sub-Panel Openings	97.35

Splice Trays for Fiber Splices - Terminations and Distribution in Fiber Enclosures

FE-ST7MC	Fiber Enclosure Splice Tray, 7 in (17.8 cm) with Metal Cover	20.67
FE-ST7PC	Fiber Enclosure Splice Tray, 7 in (17.8 cm) with Lexan® Cover	18.60
FE-ST875MC	Fiber Enclosure Splice Tray, 8.75 in (22.2 cm) with Metal Cover	23.78
FE-ST875PC	Fiber Enclosure Splice Tray, 8.75 in (22.2 cm) with Lexan® Cover	20.67

Splice Tray Mounting Assembly Bracket with Accessories

FE-STMAB	Splice Tray Mounting Assembly Bracket with Accessories	15.54
----------	--	-------

Sub-Panels for FSP Series Patch Panels, FE & FSP DIN Rail Mount Enclosures

FSP-BNK	Blank Sub-Panel	14.46
FSP-SCMTC-BNK	Blank Sub-Panel with 6 SC Simplex/MT-RJ/LC Duplex Openings	14.46
FSP-SC-APC	Fiber Sub-Panel, 6 APC SC Simplex Couplers, Ceramic Sleeve	82.84
FSP-LCD6-BR	Fiber Sub-Panel, 6 LC Duplex Couplers, Bronze Sleeve	45.54
FSP-LCD6-CR	Fiber Sub-Panel, 6 LC Duplex Couplers, Ceramic Sleeve	60.05
FSP-SC-BR	Fiber Sub-Panel, 6 SC Simplex Couplers, Bronze Sleeve	41.40
FSP-SC-CR	Fiber Sub-Panel, 6 SC Simplex Couplers, Ceramic Sleeve	51.76
FSP-STFC-BNK	Blank Sub-Panel with 6 ST/FC Simplex Openings	14.46
FSP-ST-BR	Fiber Sub-Panel, 6 ST Couplers, Bronze Sleeve	38.29
FSP-ST-CR	Fiber Sub-Panel, 6 ST Couplers, Ceramic Sleeve	54.87
FSP-SCDLCQ6-BNK	Blank Sub-Panel with 6 SC Duplex/LC Quad Openings	17.56
FSP-LCD6-10G	Fiber Sub-Panel, 6 LC Duplex 10G Couplers, Bronze Sleeve	48.65
FSP-LCQ6-BR	Fiber Sub-Panel, 6 LC Duplex Couplers, Bronze Sleeve	126.36
FSP-LCQ6-CR	Fiber Sub-Panel, 6 LC Duplex Couplers, Ceramic Sleeve	154.34
FSP-SCD6-APC	Fiber Sub-Panel, 6 SC Duplex Couplers, Ceramic Sleeve	143.98
FSP-SCD6-BR	Fiber Sub-Panel, 6 SC Duplex Couplers, Bronze Sleeve	54.87
FSP-SCD6-CR	Fiber Sub-Panel, 6 SC Duplex Couplers, Ceramic Sleeve	72.48
FSP-ECF-BNK	Blank Sub-Panel with 3 ECF Style Openings	14.46
FSP-05D-BNK	Blank Sub-Panel with (4) 0.5" (1.3cm) D-Hole Openings	14.46

Plunger and Grommet Kit for FSP Series Sub-Panels - Pkg/50

FSP-FASTENERS	Plunger and Grommet Kit for FSP Series Sub-Panels, Pkg/50	30.00
---------------	---	-------

Item #	Description	Color	List Price
--------	-------------	-------	------------

MPO Cassettes for FSP Series Patch Panels, FE and FSP DIN Rail Mount Enclosures

Used for connecting MPO trunk cables and splitting them out to various patch cables.

FSP-MPO-SC12-0M2	MPO Cassette 1-MPO-M/12 SC 0M2	Beige	310.81
FSP-MPO-LC24-0M3	MPO Cassette 2-MPO-M/24 LC 0M3	Aqua	585.40
FSP-MPO-LC24-0S1	MPO Cassette 2-MPO-M/24 LC Single mode	Blue	600.94

Fiber Sub-Panels



FSP-BNK



FSP-SC-BR
FSP-SC-CR



FSP-SCD6-BR
FSP-SCD6-CR



FSP-SCD6-APC



FSP-LCQ6-BR
FSP-LCQ6-CR



FSP-LCD6-CR



FSP-ECF-BNK



FSP-05D-BNK



FSP-FASTENERS
Pkg/50



FSP-MPO-SC12-0M2



FSP-MPO-LC24-0M3



Patch Panels / Racks Tutorial

What are racks, enclosures and patch panels?

Racks, enclosures and patch panels are typically constructed of steel, sheet metal and plastic and are used to secure and organize cables and communications equipment in a data center.

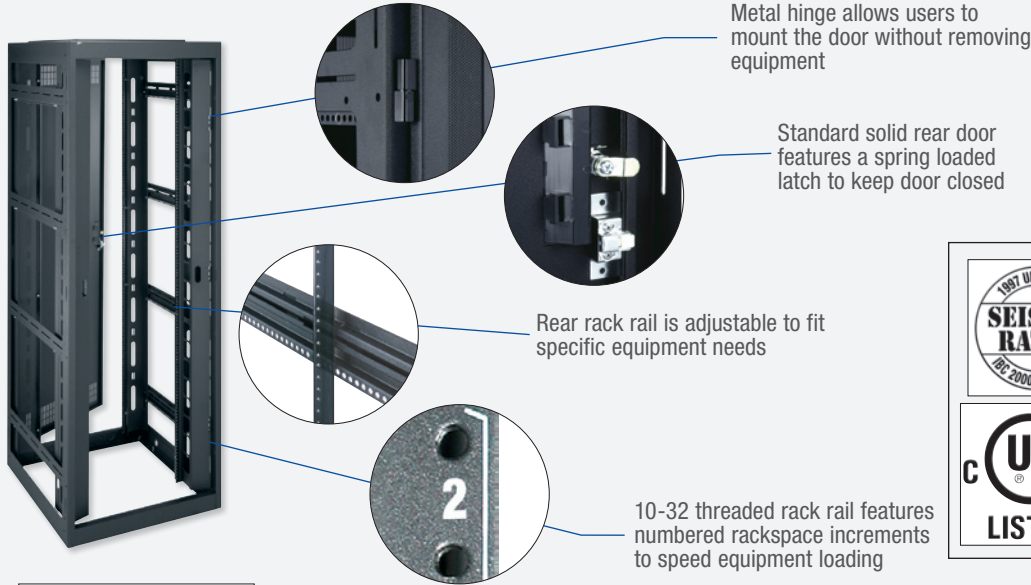
How are racks, enclosures and patch panels used?

Patch panels are screwed into the racks and enclosures. Patch panels are populated with couplers and adapters of various types which allow connection points for patch cables.

Where are racks, enclosures and patch panels used?

Racks, enclosures and patch panels are mostly used in data closets and larger data centers and are used by commercial business, governments, the military and many other industries.

Rack and Enclosure Construction





Seismic Rated to Uniform Building Code Zone 4 for up to 1,000 lbs (454.5kg) of equipment when installed with WRK-Z4 Mounting Bracket



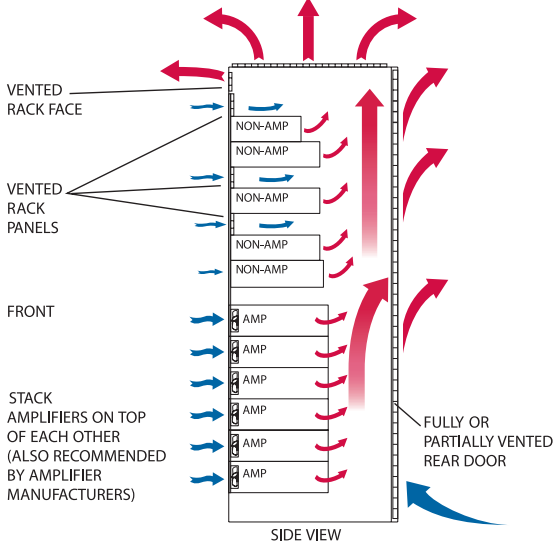
Enclosures are UL Listed with a weight capacity of up to 2,500 lbs (1136.4kg)



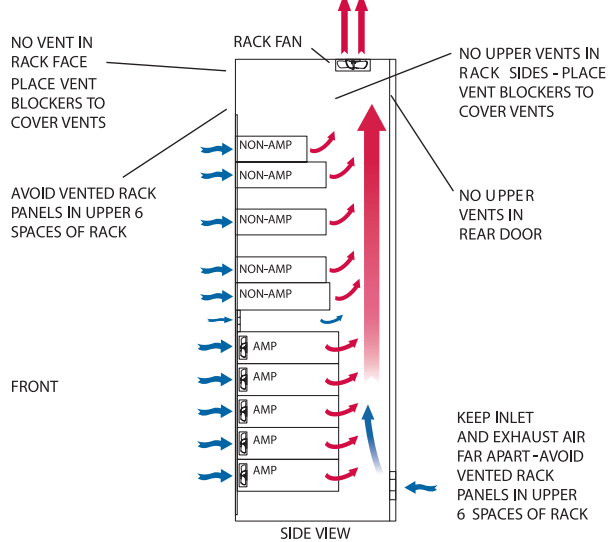
The racks and enclosures manufactured by Middle Atlantic Products have been designed specifically to address both the needs of the equipment that is being mounted, as well as to address any limitations or restrictions of the jobsite. In addition, these racks are contractor-friendly and have been designed with many essential time-saving features.




Thermal Management Best Practices

PROPER PASSIVE CONVECTION
with front-intakes on equipment



PROPER FORCED AIR
with front-intakes on equipment



 <p>Server Cabinet</p> <ul style="list-style-type: none"> Fully vented front and split rear doors Fully vented top Temperature sensor Cable management Power distribution Cage nut rackrail Hardware Other options available <p>WMRK Series</p>	 <p>Security Cabinet</p> <ul style="list-style-type: none"> Fully welded construction, open sides 2,500 lb (1136.4kg) weight capacity Seismic certified (1994 UBC for seismic zone 4) for protecting 1,000 lbs (454.5kg) of essential equipment when used in conjunction with the WRK-Z4 brackets Generous 24.25" (61.6cm) OD width provides room for cables 2 extra-wide pairs of 10-32 threaded rackrail standard Grounding and bonding stud installed in base <p>WRK Series</p>	 <p>Network Cabinet</p> <ul style="list-style-type: none"> 30" (76.2cm) OD width, 31.5" (80cm), 36" (91.4cm) and 42" (106.7cm) OD depth Fully welded construction provides a 2,500 lb (1136.4kg) weight capacity Seismic certified (UBC 1997 & CBC 1998 Zone 4; IBC 2000, IBC 2003, ASCE7-01, NFPA 5000 Seismic Use Group III) for protecting 750 lbs (340.9kg) of essential equipment when used in conjunction with the MRK-Z4 brackets Vented rear door standard .125" (0.3cm) thick structural steel internal braces include 100 rack screws Grounded and bonding stud installed in base <p>DRK Series</p>
--	---	---

Item #	Racking Height	Overall Height	Shipping Weight	1-9	10-24	25-99	100+
--------	----------------	----------------	-----------------	-----	-------	-------	------

36-42" (91.4cm - 106.7cm) Outside Depth Server Cabinets, with or without Side Panels

WMRK-2436SVR	42" (106.7cm) (24 Space)	48.63" (123.5cm)	270 lbs (122.7kg)	2850.90	2793.88	2679.85	CALL
WMRK-2436SVR-AB	42" (106.7cm) (24 Space)	48.63" (123.5cm)	205 lbs (93.2kg)	2271.00	2225.58	2134.74	CALL
WMRK-4236SVR	73.50" (186.7cm) (42 Space)	80.07" (203.4cm)	230 lbs (122.7kg)	3185.94	3122.22	2994.78	CALL
WMRK-4236SVR-AB	73.50" (186.7cm) (42 Space)	80.07" (203.4cm)	165 lbs (104.5kg)	2433.65	2384.98	2287.63	CALL
WMRK-4242SVR	73.50" (186.7cm) (42 Space)	80.07" (203.4cm)	245 lbs (111.4kg)	3394.56	3326.67	3190.89	CALL
WMRK-4242SVR-AB	73.50" (186.7cm) (42 Space)	80.07" (203.4cm)	180 lbs (81.8kg)	2606.92	2554.78	2450.50	CALL

27.5" (69.9cm) Outside Depth 25.75" (65.4cm) Stand Alone, Non-Gangable Network Enclosures with Side Panels

WRKSA-2427	42" (106.7cm) (24 Space)	48.13" (122.3cm)	146 lbs (66.4kg)	1051.08	1030.06	988.02	CALL
WRKSA-3727	64.75" (164.5cm) (37 Space)	70.88" (180.0cm)	202 lbs (91.8kg)	1197.82	1173.86	1125.95	CALL
WRKSA-4027	70" (177.8cm) (40 Space)	76.13" (193.4cm)	212 lbs (96.4kg)	1277.38	1251.83	1200.74	CALL
WRKSA-4427	77" (195.6cm) (44 Space)	83.13" (211.2cm)	226 lbs (102.7kg)	1317.16	1290.82	1238.13	CALL
WRKSA-4427LRD*	77" (195.6cm) (44 Space)	83.13" (211.2cm)	195 lbs (88.6kg)	1197.82	1173.86	1125.95	CALL

*Enclosure does not include rear door

32.5" (82.6cm) Outside Depth 30.75" (78.1cm) Stand Alone, Non-Gangable Network Enclosures with Side Panels

WRKSA-2432	42" (106.7cm) (24 Space)	48.13" (122.3cm)	164 lbs (74.5kg)	1143.90	1121.02	1075.27	CALL
WRKSA-3732	64.75" (164.5cm) (37 Space)	70.88" (180.0cm)	218 lbs (99.1kg)	1277.38	1251.83	1200.74	CALL
WRKSA-4032	70" (177.8cm) (40 Space)	76.13" (193.4cm)	234 lbs (106.4kg)	1303.90	1277.82	1225.67	CALL
WRKSA-4432	77" (195.6cm) (44 Space)	83.13" (211.2cm)	250 lbs (113.6kg)	1423.24	1394.78	1337.85	CALL
WRKSA-4432LRD*	77" (195.6cm) (44 Space)	83.13" (211.2cm)	212 lbs (96.4kg)	1303.90	1277.82	1225.67	CALL

*Enclosure does not include rear door

27.5" (69.9cm) Outside Depth 25.75" (65.4cm) Gangable Security/Data Cabinet Enclosures without Side Panels

WRK-2427	42" (106.7cm) (24 Space)	48.13" (122.3cm)	124 lbs (56.4kg)	1024.56	1004.07	963.09	CALL
WRK-3727	64.75" (164.5cm) (37 Space)	70.88" (180.0cm)	160 lbs (72.7kg)	1158.04	1134.88	1088.56	CALL
WRK-4027	70" (177.8cm) (40 Space)	76.13" (193.4cm)	168 lbs (76.4kg)	1237.60	1212.85	1163.34	CALL
WRK-4427	77" (195.6cm) (44 Space)	83.13" (211.2cm)	176 lbs (80.0kg)	1277.38	1251.83	1200.74	CALL
WRK-4427LRD*	77" (195.6cm) (44 Space)	83.13" (211.2cm)	152 lbs (69.1kg)	1158.04	1134.88	1088.56	CALL

*Enclosure does not include rear door

32.5" (82.6cm) Outside Depth 30.75" (78.1cm) Gangable Security/Data Cabinet Enclosures without Side Panels

WRK-2432	42" (106.7cm) (24 Space)	48.13" (122.3cm)	138 lbs (62.7kg)	1090.86	1069.04	1025.41	CALL
WRK-3732	64.75" (164.5cm) (37 Space)	70.88" (180.0cm)	178 lbs (80.9kg)	1211.08	1186.86	1138.42	CALL
WRK-4032	70" (177.8cm) (40 Space)	76.13" (193.4cm)	184 lbs (83.6kg)	1264.12	1238.84	1188.27	CALL
WRK-4432	77" (195.6cm) (44 Space)	83.13" (211.2cm)	181 lbs (82.3kg)	1317.16	1290.82	1238.13	CALL
WRK-4432LRD*	77" (195.6cm) (44 Space)	83.13" (211.2cm)	161 lbs (73.2kg)	1197.82	1173.86	1125.95	CALL


*Enclosure does not include rear door

DRK Series 31.5" (80.0cm), 36" (91.4cm) and 42" (106.7cm) Networking Cabinet, Deep Enclosures with Vented Rear Door

DRK19-44-31	77" (195.6cm) (44 Space)	83.50" (212.1cm)	195 lbs (88.6kg)	2017.29	1976.94	1896.25	CALL
DRK19-44-31PRO	77" (195.6cm) (44 Space)	83.50" (212.1cm)	195 lbs (88.6kg)	2109.22	2067.04	1982.67	CALL
DRK19-44-36	77" (195.6cm) (44 Space)	83.50" (212.1cm)	220 lbs (100.0kg)	2255.97	2210.85	2120.61	CALL
DRK19-44-36PRO	77" (195.6cm) (44 Space)	83.50" (212.1cm)	220 lbs (100.0kg)	2348.79	2301.81	2207.86	CALL
DRK19-44-42	77" (195.6cm) (44 Space)	83.50" (212.1cm)	240 lbs (109.1kg)	2554.76	2503.66	2401.47	CALL
DRK19-44-42PRO	77" (195.6cm) (44 Space)	83.50" (212.1cm)	240 lbs (109.1kg)	2648.46	2595.49	2489.56	CALL

R4CN Series 19" (48.3cm) Relay and 4 Post Universal Rack Enclosures with Cage Nut Rackrails

R4CN-4524B	78.75" (200.0cm) (45 Space)	84.22" (213.9cm)	72 lbs (32.7kg)	782.34	766.69	735.40	CALL
R4CN-4530B	78.75" (200.0cm) (45 Space)	84.22" (213.9cm)	85 lbs (38.6kg)	953.84	934.76	896.61	CALL
R4CN-4536B	78.75" (200.0cm) (45 Space)	84.22" (213.9cm)	78 lbs (35.5kg)	1040.57	1019.76	978.14	CALL
R4CN-5124B	91" (231.1cm) (52 Space)	96.47" (245.0cm)	76 lbs (34.5kg)	847.76	830.80	796.89	CALL
R4CN-5130B	91" (231.1cm) (52 Space)	96.47" (245.0cm)	79 lbs (35.9kg)	991.85	972.01	932.34	CALL
R4CN-5136B	91" (231.1cm) (52 Space)	96.47" (245.0cm)	82 lbs (37.3kg)	1076.71	1055.18	1012.11	CALL



Item #	Description	Shipping Weight	1-9	10-24	25-99	100+
Top Plate Options - For WRKSA, WRK and DRK Series Enclosures						
MW-10FT	10" (25.4cm) Fan Top (Excluding Fan)	11 lbs (5.0kg)	61.00	59.78	57.34	CALL
MW-10FT-FC	Integrated 10" (25.4cm) Fan Top, Includes 1 Fan and Proportional Speed Fan Control	15 lbs (6.8kg)	600.24	588.23	564.22	CALL
MW-10FT-550CFM	Integrated 10" (25.4cm) Fan Top, Includes 1 Fan, 550 Cfm	16 lbs (7.3kg)	455.25	446.15	427.94	CALL
MW-4FT	4.5" (11.4cm) Fan Top (Excluding Fans)	13 lbs (5.9kg)	61.00	59.78	57.34	CALL
MW-4FT-380CFM	Integrated 4.5" (11.4cm) Fan Top, Includes 4 Fans	18 lbs (8.2kg)	420.45	412.04	395.22	CALL
MW-4QFTFC	Integrated 4.5" (11.4cm) Fan Top, Includes 4 Quiet Fans	16 lbs (7.3kg)	694.82	680.92	653.13	CALL
MW-6FT	6" (15.2cm) Fan Top (Excluding Fans)	13 lbs (5.9kg)	61.00	59.78	57.34	CALL
MW-6FT-660CFM	Integrated 6" (15.2cm) Fan Top, Includes 3 Fans	14 lbs (6.4kg)	526.86	516.33	495.25	CALL
MW-LVT	64% Open Area Top	10 lbs (4.5kg)	91.05	89.23	85.59	CALL
MW-VT	Vented Top Plate	12 lbs (5.5kg)	61.00	59.78	57.34	CALL
MW-ST	Solid Top Plate	10 lbs (4.5kg)	61.00	59.78	57.34	CALL
Top Options Server Cabinet						
ERK-4FT	4.5" (11.4cm) Fan Top (Excluding Fans)	6 lbs (2.7kg)	49.50	48.51	46.53	CALL
ERK-4FT-285CFM	Integrated 4.5" (11.4cm) Fan Top, Includes 3 Fans	11 lbs (5.0kg)	328.85	322.27	309.12	CALL
ERK-4QFT-FC	Integrated 4.5" (11.4cm) Fan Top, Includes 3 Quiet Fans	11 lbs (5.0kg)	592.28	580.43	556.74	CALL
ERK-6FT	6" (15.2cm) Fan Top (Excluding Fans)	6 lbs (2.7kg)	47.74	46.78	44.87	CALL
ERK-6FT-440CFM	Integrated 6" (15.2cm) Fan Top, Includes 2 Fans	9 lbs (4.1kg)	377.47	369.92	354.82	CALL
ERK-ST	Solid Top for any WMRK or ERK Series Rack	6 lbs (2.7kg)	49.50	48.51	46.53	CALL
ERK-VT	Vented Top for any WMRK or ERK Series Rack	6 lbs (2.7kg)	49.50	48.51	46.53	CALL
Solid Front Door Options - For WRKSA and WRK Series Enclosures						
FD-24	Solid Front Door for 42" (106.7cm) Enclosures	23 lbs (10.5kg)	214.81	210.52	201.92	CALL
FD-37	Solid Front Door for 64.75" (164.5cm) Enclosures	44 lbs (20.0kg)	268.74	263.36	252.61	CALL
FD-40	Solid Front Door for 70" (177.8cm) Enclosures	46 lbs (20.9kg)	277.58	272.02	260.92	CALL
FD-44	Solid Front Door for 77" (195.6cm) Enclosures	52 lbs (23.6kg)	285.53	279.82	268.40	CALL
Plexi Front Door Options - For WRKSA and WRK Series Enclosures						
PFD-24	Plexi Front Door for 42" (106.7cm) Enclosures	19 lbs (8.6kg)	373.05	365.59	350.67	CALL
PFD-37	Plexi Front Door for 64.75" (164.5cm) Enclosures	50 lbs (22.7kg)	567.53	556.18	533.48	CALL
PFD-40	Plexi Front Door for 70" (177.8cm) Enclosures	52 lbs (23.6kg)	602.00	589.96	565.88	CALL
PFD-44	Plexi Front Door for 77" (195.6cm) Enclosures	58 lbs (26.4kg)	644.44	631.55	605.77	CALL
Vented Front Door Options - For WRKSA and WRK Series Enclosures						
VFD-24	Vented Front Door for 42" (106.7cm) Enclosures	20 lbs (9.1kg)	300.56	294.55	282.53	CALL
VFD-37	Vented Front Door for 64.75" (164.5cm) Enclosures	38 lbs (17.3kg)	371.28	363.85	349.00	CALL
VFD-40	Vented Front Door for 70" (177.8cm) Enclosures	44 lbs (20.0kg)	394.26	386.38	370.61	CALL
VFD-44	Vented Front Door for 77" (195.6cm) Enclosures	48 lbs (21.8kg)	428.74	420.17	403.02	CALL
Vented Plexi Front Door Options - For WRKSA and WRK Series Enclosures						
PVFD-44	Vented Plexi Front Door for 77" (195.6cm) Enclosures	50 lbs (22.7kg)	839.97	823.18	789.58	CALL
Caster Base Options - For WRKSA and WRK Series Enclosures						
CBS-WRK-27	Caster Base for 27" (68.6cm) Depth Enclosures, 1300 lbs (590.9kg) Capacity	24 lbs (10.9kg)	185.64	181.93	174.50	CALL
CBS-WRK-32	Caster Base for 32" (81.3cm) Depth Enclosures, 1300 lbs (590.9kg) Capacity	27 lbs (12.3kg)	207.74	203.59	195.28	CALL
Rack Rail Options - For WRKSA and WRK Series Enclosures						
WRK-RR24	Rail Kit, 10-32 Threads, 24U WRK Series Enclosures	12 lbs (5.5kg)	106.96	104.82	100.55	CALL
WRK-RR37	Rail Kit, 10-32 Threads, 37U WRK Series Enclosures	15 lbs (6.8kg)	118.46	116.09	111.35	CALL
WRK-RR40	Rail Kit, 10-32 Threads, 40U WRK Series Enclosures	17.3 lbs (7.9kg)	127.30	124.75	119.66	CALL



Item #	Description	Spaces	Height	Shipping Weight	1-9	10-24	25-99	100+
--------	-------------	--------	--------	-----------------	-----	-------	-------	------

19" (48.3cm) Relay / Frame Racks - Rugged Telecom Equipment and Patch Panel Mounting

For the highest quality rack system choose the Middle Atlantic 19" (48.3cm) Relay Rack. Constructed with 11-gauge 10-32 threaded steel side channels, this rack can handle up to 400 lbs (181.8kg) of equipment and cabling. Incorporating a self-squaring, self-leveling design greatly reduces assembly time. Unique gusseted base means no shimming on uneven floors.

DCR38	19" (48.3cm) Relay Rack Kit	38	72.00" (182.9cm)	36 lbs (16.3kg)	282.88	277.22	265.91	CALL
DCR45	19" (48.3cm) Relay Rack Kit	45	84.00" (213.4cm)	38 lbs (17.2kg)	300.56	294.55	282.53	CALL

2 Post Relay Rack

RLA19-1245B	Aluminum Open Frame Rack	45	78.75" (200cm)	39 (17.7kg)	241.33	236.51	226.85	CALL
RLA-CC	Cable Management Duct For RLA Series Open Frame Racks	45	77.00" (195.6cm)	20 (9.1kg)	323.54	317.07	304.13	CALL

19" (48.3cm) Wall Mount Pivoting Rack Cabinets with Security Door

The DWR series wall mount pivoting rack cabinets allow users an ideal method for securing equipment in a compact, lockable wall cabinet. The Wall Mount Pivoting Rack Cabinets feature fully welded construction with heavy-duty hinges for supporting heavy electronics. With abundant cable lacing points, cable pathways and proper cable bend radius can be maintained throughout the cabinet. Cabinet is shipped fully assembled with a plexiglass front door.

DWR-1017PD	19" (48.3cm) Wall Mount Pivoting Rack Cabinet	10	17.50" (44.5cm)	86 lbs (39.1kg)	693.06	679.20	651.48	CALL
DWR-1617PD	19" (48.3cm) Wall Mount Pivoting Rack Cabinet	16	28.00" (71.1cm)	110 lbs (50.0kg)	853.94	836.86	802.70	CALL
DWR-2417PD	19" (48.3cm) Wall Mount Pivoting Rack Cabinet	24	42.00" (106.7cm)	138 lbs (62.7kg)	1086.44	1064.71	1021.25	CALL

19" (48.3cm) Wall Mount Rack Cabinet

The SBX series wall mount rack cabinet features standard 18-gauge all steel construction and a removable backpan for simpler wall mounting. The backpan and cabinet top/bottom have laser cut electrical knockouts for easier cable installation. A locking front door secures valuable equipment inside and swings a full 180 degrees on a heavy-duty hinge allowing easy access to equipment.

SBX-10	19" (48.3cm) Wall Mount Rack Cabinet	10	17.50" (44.5cm)	50 lbs (22.7kg)	472.06	462.61	443.73	CALL
--------	--------------------------------------	----	-----------------	-----------------	--------	--------	--------	------

19" (48.3cm) Low Profile Wall Mounted Rack Enclosures

The low profile wall mounted rack enclosures offer a secure housing for rackmountable equipment up to 23" (58.4cm) in depth. The top cover is keyed separately from the hinged door providing user access to equipment controls while restricting access to rear connections within the enclosure. Enclosures are available in 4-8U rack heights and support up to 150lbs (68.2kg).

WRS-4	19" (48.3cm) Low Profile Wall Mounted Rack Enclosure	4	7.00" (17.8cm)	50 lbs (22.7kg)	468.52	459.15	440.41	CALL
WRS-6	19" (48.3cm) Low Profile Wall Mounted Rack Enclosure	6	10.50" (26.7cm)	60 lbs (27.3kg)	486.20	476.48	457.03	CALL
WRS-8	19" (48.3cm) Low Profile Wall Mounted Rack Enclosure	8	14.00" (35.6cm)	65 lbs (29.5kg)	548.08	537.12	515.20	CALL

Wall Mountable 19" (48.3cm) Relay Racks - Great for Telecom Equipment

These wall mountable relay racks are especially useful when a stand up 19" (48.3cm) rack can't be used due to floor space limitations. Units come in 12" (30.5cm) or 18" (45.7cm) depths and various rack heights. Rugged steel construction and black powder coat finish. Rack screws included.

WM812	12" (30.5cm) Deep Wall Mount Rack	8	14.00" (35.6cm)	18 lbs (8.2kg)	179.45	175.86	168.68	CALL
WM1512	12" (30.5cm) Deep Wall Mount Rack	15	26.25" (66.7cm)	19 lbs (8.6kg)	184.76	181.06	173.67	CALL
WM3012	12" (30.5cm) Deep Wall Mount Rack	30	52.50" (133.4cm)	28 lbs (12.7kg)	216.58	212.25	203.59	CALL
WM818	18" (45.7cm) Deep Wall Mount Rack	8	14.00" (35.6cm)	23 lbs (10.5kg)	205.97	201.85	193.61	CALL
WM1518	18" (45.7cm) Deep Wall Mount Rack	15	26.25" (66.7cm)	23 lbs (10.5kg)	224.54	220.05	211.07	CALL
WM3018	18" (45.7cm) Deep Wall Mount Rack	30	52.50" (133.4cm)	28 lbs (12.7kg)	250.17	245.17	235.16	CALL

19" (48.3cm) Swing Frame Wall Racks - Sturdy, Effective Wall or Corner Mounting Device

These swing gate wall racks are available in two heights with 12" (30.5cm) and 18" (45.7cm) depths. Rails are 10-32 thread with standard EIA hole spacing. Nominal 150 lb (68.2kg) capacity. They have convenient tie points and velcro loops for maximum internal cable management. EIA, TIA, RETMA compliant.

SFR-20-12	Swing Frame Rack, 12" (30.5cm) Deep	20	35.00" (88.9cm)	38 lbs (17.3kg)	299.68	293.68	281.70	CALL
SFR-12-18	Swing Frame Rack, 18" (45.7cm) Deep	12	21.00" (53.3cm)	38 lbs (17.3kg)	252.82	247.77	237.65	CALL
SFR-20-18	Swing Frame Rack, 18" (45.7cm) Deep	20	35.00" (88.9cm)	46 lbs (20.9kg)	321.78	315.34	302.47	CALL
SFR-25-18	Swing Frame Rack, 18" (45.7cm) Deep	25	44.00" (111.8cm)	30 lbs (13.6kg)	364.21	356.92	342.36	CALL
SFR-12-24	Swing Frame Rack, 24" (61.0cm) Deep	12	21.00" (53.3cm)	44 lbs (20.0kg)	290.84	285.02	273.39	CALL
SFR-20-24	Swing Frame Rack, 24" (61.0cm) Deep	20	35.00" (88.9cm)	43 lbs (19.5kg)	375.70	368.19	353.16	CALL
SFR-25-24	Swing Frame Rack, 24" (61.0cm) Deep	25	44.00" (111.8cm)	51 lbs (23.2kg)	423.44	414.97	398.03	CALL

19" (48.3cm) Pivoting Panel Mount Cabinets - Handy Wall Mounting Allows Rear Access

Conserve valuable floor space with these pivoting panel mount cabinets. The pivoting feature allows punching down while fully open. Rails are tapped 10-32 with standard EIA hole spacing. Available in four basic heights and 6" (15.2cm) or 12" (30.5cm) depth. Other features include: numerous cable tie points and velcro cable loops. Made of .060" (0.2cm) steel and .125" (0.3cm) thick tapped rails.

DPPM2	6" (15.2cm) Pivoting Panel Wall Mount Cabinet	2	3.50" (8.9cm)	8 lbs (3.6kg)	91.94	90.10	86.42	CALL
DPPM4	6" (15.2cm) Pivoting Panel Wall Mount Cabinet	4	7.00" (17.8cm)	10 lbs (4.5kg)	106.08	103.96	99.72	CALL
DPPM6	6" (15.2cm) Pivoting Panel Wall Mount Cabinet	6	10.50" (26.7cm)	12 lbs (5.5kg)	114.04	111.76	107.20	CALL
DPPM6-12	12" (30.5cm) Pivoting Panel Wall Mount Cabinet	6	10.50" (26.7cm)	19 lbs (8.6kg)	189.18	185.40	177.83	CALL
DPPM8-12	12" (30.5cm) Pivoting Panel Wall Mount Cabinet	8	14.00" (35.6cm)	21 lbs (9.5kg)	202.44	198.39	190.29	CALL



Item #	Description	Spaces	Height	Shipping Weight	1-9	10-24	25-99	100+
--------	-------------	--------	--------	-----------------	-----	-------	-------	------

19" (48.3cm) Steel Lockboxes - 9" (22.9cm) Depth Allows Rack Mountable Security

Safely secure gear in the LBX series of lockboxes. 3 and 4 rack space models are available, both are 9" (22.9cm) deep. Black powder coat finish.

LBX-3	19" (48.3cm) Rack Mountable Lockbox	3	5.25 in (13.3cm)	11 lbs (5.0kg)	114.92	112.62	108.02	CALL
LBX-4	19" (48.3cm) Rack Mountable Lockbox	4	7.00 in (17.8cm)	12 lbs (5.5kg)	124.64	122.15	117.17	CALL

19" (48.3cm) Steel Utility Drawer in 2, 3 and 4 Rack Space Heights

These steel utility drawers are available in two, three and four rack space heights for storing equipment and supplies. Full extension ball bearing slides smoothly extending to a full 14" (35.6cm). Inside dimensions 15.88" x 14.5" (40.3cm x 36.8cm). Knockouts in rear allow cable pass through. Black powder coat finish.

UD-2	19" (48.3cm) Rack Mountable Utility Drawer	2	3.50 in (8.9cm)	16 lbs (7.3kg)	142.32	139.47	133.78	CALL
UD-3	19" (48.3cm) Rack Mountable Utility Drawer	3	5.25 in (13.3cm)	19 lbs (8.6kg)	152.05	149.01	142.93	CALL
UD-4	19" (48.3cm) Rack Mountable Utility Drawer	4	7.00 in (17.8cm)	22 lbs (9.5kg)	175.03	171.53	164.53	CALL

3.5" (8.9cm) and 5.25" (13.3cm) High (2 and 3 Rack Spaces) Heavy Duty Shelves for 19" (48.3cm) Racks

Two heavy duty shelves are available for 19" (48.3cm) rack panels. Cantilever shelf is 17" (43.2cm) deep and occupies three rack spaces vertically. The center weight shelf is 18" (45.7cm) deep in total and occupies two rack spaces vertically. Both shelves have vented bottoms. Color is matte black.

U317	19" (48.3cm) Rack Mountable Heavy Duty Cantilever Shelf, 17" (43.2cm) Dp	3	5.25 in (13.3cm)	10 lbs (4.5kg)	87.52	85.77	82.27	CALL
U2MS	19" (48.3cm) Rack Mountable Heavy Duty Center Weight Shelf, 18" (45.7cm) Dp	2	3.50 in (8.9cm)	9 lbs (4.1kg)	92.82	90.96	87.25	CALL

19" (48.3cm) Rackmount Slide-Away Computer Keyboard System

The rackmount computer keyboard system occupies only 1.75" (1 space) and features a high quality keyboard with built in trackball. A built in cable support arm provides secure cable management.

RM-KB-LCD17	19" (48.3cm) Rackmount Slide-Away 17" (43.2cm) LCD Monitor, Keyboard and Touchpad	1	1.75 in (4.4cm)	43 lbs (19.5kg)	2622.83	2570.37	2465.46	CALL
RM-KB	19" (48.3cm) Rackmount Computer Keyboard with Trackball	1	1.75 in (4.4cm)	16 lbs (7.3kg)	579.02	567.44	544.28	CALL

19" (48.3cm) Rackmount Sliding Shelves

The rackmount shelves slide out giving easy access to equipment. A telescopic rear support offers flexibility in rack mounting depths. Each shelf requires a minimum rack depth of 14.75" (37.5cm).

SSL	19" (48.3cm) Sliding Shelf, 14" x 16.75" (35.6cm x 42.5cm) Work Surface, 35 lb (15.9kg) Capacity	1	1.75 in (4.4cm)	11 lbs (5kg)	117.57	115.22	110.52	CALL
SS	19" (48.3cm) Sliding Shelf, 14.75" x 17.5" (37.5cm x 44.5cm) Work Surface, 50 lb (22.7kg) Capacity	1+	2.40 in (6.1cm)	15 lbs (6.8kg)	174.15	170.67	163.70	CALL


High Capacity Stationary Shelf, 4 Point Mount

VSA-1626	Adjustable Heavy Duty Vented Rackshelf, 16"-26" Usable Shelf Area	<1	1.50 in (3.8cm)	12 lbs (5.5kg)	144.09	141.21	135.45	CALL
VSA-2744	Adjustable Heavy Duty Vented Rackshelf, 27"-44" Usable Shelf Area	<1	1.50 in (3.8cm)	19 lbs (8.6kg)	176.80	173.26	166.19	CALL

19" (48.3cm) Rack Filler Panels

A variety of 19" (48.3cm) rack filler panels allow installers to give a custom look to their rack installation while allowing proper thermal venting.

PR175BLK	1.75" (4.4cm) Blank Filler Panel, Solid Steel	1	1.75 in (4.4cm)	1 lb (0.5kg)	23.78	22.83	21.88	CALL
PR35BLK	3.50" (8.9cm) Blank Filler Panel, Solid Steel	2	3.50 in (8.9cm)	2 lbs (0.9kg)	31.03	29.79	28.55	CALL
PR175-EVTBLK	1.75" (4.4cm) Blank Filler Panel, Vertical Vented Steel	1	1.75 in (4.4cm)	.5 lbs (.2kg)	12.61	12.36	11.85	CALL
PR35-EVTBLK	3.50" (8.9cm) Blank Filler Panel, Vertical Vented Steel	2	3.50 in (8.9cm)	1 lb (0.5kg)	16.46	15.80	15.14	CALL
PR175-VTPBLK	1.75" (4.4cm) Blank Filler Panel, Horizontal Vented Steel	1	1.75 in (4.4cm)	.5 lbs (.2kg)	30.06	29.46	28.26	CALL
PR35-VTPBLK	3.50" (8.9cm) Blank Filler Panel, Horizontal Vented Steel	2	3.50 in (8.9cm)	1 lb (0.5kg)	32.71	32.06	30.75	CALL
FILTER	5.25" x 19" (13.3cm x 48.3cm) Rack Filter	3	5.25 in (13.3cm)	1 lb (0.5kg)	45.97	45.05	43.21	CALL
QTFFP-2	5.25" x 19" (13.3cm x 48.3cm) Panel with Dual 4.5" (11.4cm) Fans	3	5.25 in (13.3cm)	5 lbs (2.3kg)	156.47	153.34	147.08	CALL



Item #	Description	Spaces	Height	Shipping Weight	1-9	10-24	25-99	100+
--------	-------------	--------	--------	-----------------	-----	-------	-------	------

Rackmount Cable Managers with D-Rings

HCM-1	19" (48.3cm) Rack Mountable Horizontal Cable Manager	1	1.75" (4.4cm)	1 lb (0.5kg)	33.59	32.92	31.58	CALL
HCM-1D	19" (48.3cm) D-Ring Horizontal Cable Manager	1	1.75" (4.4cm)	2 lbs (0.9kg)	41.55	40.72	39.06	CALL
HCM-1DR	19" (48.3cm) Rackmount Cable Manager	1	1.75" (4.4cm)	3.5 lbs (1.6kg)	52.16	51.11	49.03	CALL
HCM-1DV	19" (48.3cm) Rackmount Cable Manager with End Rings	1	1.75" (4.4cm)	2 lbs (0.9kg)	44.20	43.32	41.55	CALL
HCM-1V	19" (48.3cm) Rackmount Cable Manager with End Rings	1	1.75" (4.4cm)	2 lbs (0.9kg)	44.20	43.32	41.55	CALL
HCM-2D	19" (48.3cm) D-Ring Horizontal Cable Manager	2	3.50" (8.9cm)	2.35 lbs (1.1kg)	44.20	43.32	41.55	CALL
HCM-2DR	19" (48.3cm) Rackmount Cable Manager	2	3.50" (8.9cm)	6 lbs (2.7kg)	54.81	53.71	51.52	CALL
HCM-2DV	19" (48.3cm) Rackmount Cable Manager with End Rings	2	3.50" (8.9cm)	3 lbs (1.4kg)	48.62	47.65	45.70	CALL
PHCM-1-2	Plastic Finger Horizontal Cable Manager	1	1.75" (4.4cm)	1 lb (0.5kg)	31.82	31.19	29.91	CALL
PHCM-1-2-P4	Plastic Finger Horizontal Cable Manager - 4 Pack	1	1.75" (4.4cm)	4 lbs (1.8kg)	118.46	116.09	111.35	CALL
PHCM-1-4	Plastic Finger Horizontal Cable Manager	1	1.75" (4.4cm)	1.2 lbs (0.5kg)	34.48	33.79	32.41	CALL
PHCM-1-4-P4	Plastic Finger Horizontal Cable Manager - 4 Pack	1	1.75" (4.4cm)	4.8 lbs (2.2kg)	129.95	127.35	122.15	CALL
PHCM-2-3	Plastic Finger Horizontal Cable Manager	2	3.50" (8.9cm)	1.5 lbs (0.7kg)	38.90	38.12	36.56	CALL
PHCM-2-3-P4	Plastic Finger Horizontal Cable Manager - 4 Pack	2	3.50" (8.9cm)	6 lbs (2.7kg)	148.51	145.54	139.60	CALL

Rackmount Cable Lacing Bars

Horizontal Cable Lacing Bars provide users with a simple method for managing cables horizontally on a rack. All lacing bars are sold in packages of ten.

LBP-1R	19" (48.3cm) Rackmount Lacing Bar Round, Pkg/10			2.65 lbs (1.2kg)	65.03	63.73	61.13	CALL
LBP-1S	19" (48.3cm) Rackmount Lacing Bar Rectangular, Pkg/10			2.2 lbs (1.0kg)	64.53	63.24	60.66	CALL
LBP-1R4	19" (48.3cm) Rackmount Lacing Bar Round with 4" (10.2cm) Offset, Pkg/10			3 lbs (1.4kg)	102.54	100.49	96.39	CALL
LBP-1A	19" (48.3cm) Rackmount Lacing Bar 'L' Shaped with Cable Tie Slots, Pkg/10			2.35 lbs (1.1kg)	41.55	40.72	39.06	CALL
LBP-6A	19" (48.3cm) Rackmount Lacing Bar 'L' Shaped with Cable Tie Slots, Pkg/10			4.10 lbs (1.9kg)	90.17	88.36	84.76	CALL
LBP-1.5	Rackmount Lacing Bar Round with 1.5" (3.8cm) Offset, Pkg/10			2.75 lbs (1.3kg)	92.82	90.96	87.25	CALL
LBP-2A	Rackmount Lacing Bar 'L' Shaped with 2" (5.1cm) Offset, Pkg/10			3 lbs (1.4kg)	71.60	70.17	67.31	CALL
LBP-4A	Rackmount Lacing Bar 'L' Shaped with 4" (10.2cm) Offset, Pkg/10			5 lbs (2.3kg)	80.44	78.84	75.62	CALL

Hinged Covered Cable Managers

These panels are made from the highest quality materials to provide a strong yet attractive method for keeping cables organized and properly routed through a rack. Each panel features front mounted D-rings to support cables. All panels feature a durable black powder coat finish.

HHCM-1	Hinged Horizontal Cable Manager	1	1.75" (4.4cm)	2 lbs (0.9kg)	54.81	53.71	51.52	CALL
HHCM-2	Hinged Horizontal Cable Manager	2	3.50" (8.9cm)	3.5 lbs (1.6kg)	61.88	60.64	58.17	CALL

19" (48.3cm) Rack Accessories - 10-32 and 12-24 Mounting Screws

HP24	12-24 Mounting Screws and Nylon Washer, Pkg/100			1 lb (0.5kg)	29.17	28.59	27.42	CALL
HP24-500	12-24 Mounting Screws and Nylon Washer, Pkg/500			4.5 lb (2.0kg)	143.21	140.34	134.62	CALL
HP32	10-32 Mounting Screws and Nylon Washer, Pkg/100			1 lb (0.5kg)	24.75	24.25	23.26	CALL
HP32-500	10-32 Mounting Screws and Nylon Washer, Pkg/500			4 lbs (1.8kg)	117.57	115.22	110.52	CALL

Rackmount Seismic Floor Anchors

When properly installed, seismic floor anchor kits bring any seismic certified WRK, MRK and WMRK series enclosures to seismic design category 'D', Zone 4, and Seismic Use Group III Upper Floor essential equipment rating and have an Ip rating of 1.5. Kits include four brackets.

WRK-Z4	Seismic Floor Anchor for the WRK Series				44.20	43.32	41.55	CALL
MRK-Z4	Seismic Floor Anchor for the MRK, WMRK and DRK Series				44.20	43.32	41.55	CALL
WMRK-Z4	Seismic Floor Anchor for the WMRK Series				45.08	44.18	42.38	CALL



Item #	Description	1-9	10-24	25-99	100+
--------	-------------	-----	-------	-------	------

Cable Ladders and Accessories

The CL Series are fully welded heavy-duty cable ladders and accessories. Ladder sections are individually boxed with handles for ease of transport. Compatible with most popular brands and accessories of cable ladders. These cable ladders work on both new and existing installations. They are highly scratch resistant with a durable black powder coat.

12 Inch (30.5cm) Wide Cable Ladders

CLB-6	6 foot (1.83m) Long Straight Ladder Section, Black	88.40	86.63	83.10	CALL
CLB-10	10 foot (3.05m) Long Straight Ladder Section, Black	142.32	139.48	133.78	CALL
CLB-90HB	90° Horizontal Bend, Black	156.47	153.34	147.08	CALL
CLB-VI90	90° Vertical Inside Bend, Black	129.06	126.48	121.32	CALL
CLB-VO90	90° Vertical Outside Bend, Black	129.06	126.48	121.32	CALL

12 Inch (30.5cm) Wide Bulk Pack Cable Ladders

CLB-6-12	6 foot (1.83m) Long Straight Ladder Section, Black, 12 Pack	1011.30	991.07	950.62	CALL
CLB-10-12	10 foot (3.05m) Long Straight Ladder Section, Black, 12 Pack	1618.60	1586.23	1521.49	CALL
CLB-90HB-4	90° Horizontal Bend, Black, 4 Pack	596.49	584.56	560.70	CALL
CLB-VI90-4	90° Vertical Inside Bend, Black, 4 Pack	492.76	482.91	463.20	CALL
CLB-VO90-4	90° Vertical Outside Bend, Black, 4 Pack	492.76	482.91	463.20	CALL

18 Inch (45.7cm) Wide Cable Ladders

CLB-6-W18	6 foot (1.83m) Long Straight Ladder Section, Black	124.64	122.15	117.17	CALL
CLB-10-W18	10 foot (3.05m) Long Straight Ladder Section, Black	169.73	166.33	159.54	CALL
CLB-90HB-W18	90° Horizontal Bend, Black	185.64	181.93	174.50	CALL
CLB-VI90-W18	90° Vertical Inside Bend, Black	162.66	159.40	152.90	CALL
CLB-VO90-W18	90° Vertical Outside Bend, Black	162.66	159.40	152.90	CALL

24 Inch (61cm) Wide Cable Ladders

CLB-6-W24	6 foot (1.83m) Long Straight Ladder Section, Black	146.74	143.81	137.94	CALL
CLB-10-W24	10 foot (3.05m) Long Straight Ladder Section, Black	190.94	187.13	179.49	CALL
CLB-90HB-W24	90° Horizontal Bend, Black	192.71	188.86	181.15	CALL
CLB-VI90-W24	90° Vertical Inside Bend, Black	174.15	170.67	163.70	CALL
CLB-VO90-W24	90° Vertical Outside Bend, Black	174.15	170.67	163.70	CALL

12 Inch (30.5cm) Wall Ceiling Mounts (also available in Bulk Packs)

CLB-CSB	Center Support Bracket	40.66	39.85	38.22	CALL
CLB-TSB	Triangle Wall Support Bracket	54.81	53.71	51.52	CALL
CLH-WRS	Ladder Wall Support Angle	37.13	36.39	34.90	CALL
CLH-58CHK	.625 inch (1.6cm) Slotted Ceiling Kit, Fits All Widths	26.52	25.99	24.93	CALL
CLH-5-8ROD-12-4	12 inch (30.5cm) Long Section .625 inch (1.6cm) Threaded Rod, 4 pieces	30.94	30.32	29.08	CALL
CLH-5-8ROD-6	6 inch (15.2cm) Long Section .625 inch (1.6cm) Threaded Rod, 1 piece	47.74	46.79	44.88	CALL
CLH-RES	Ladder End Support Hardware, Fits All Widths	37.13	36.39	34.90	CALL
CLH-RWC	Ladder Wall Clamp, Fits all Widths	24.75	24.26	23.27	CALL

18 Inch (45.7cm) Wall Ceiling Mounts

CLB-CSB-W18	Center Support Bracket	87.52	85.77	82.27	CALL
CLB-TSB-W18	Triangle Wall Support Bracket	75.14	73.64	70.63	CALL
CLH-WRS-W18-W24	Ladder Wall Support Angle	50.39	49.38	47.36	CALL

24 Inch (61cm) Wall Ceiling Mounts

CLB-CSB-W24	Center Support Bracket	115.80	113.49	108.86	CALL
CLB-TSB-W24	Triangle Wall Support Bracket	91.94	90.10	86.42	CALL
CLH-WRS-W18-W24	Ladder Wall Support Angle	50.39	49.38	47.36	CALL



Item #	Description	List Price
--------	-------------	------------

Single, Two, Three or Four Panel DIN Rail Termination Enclosure - For Easy Cable Mounting at the Workplace

Use this simple enclosure for terminating fiber cabling within industrial workplaces or anyplace that needs a small cable drop. The unit mounts to 35mm DIN Rail allowing cable entry from the top. The DIN connector is also removable for mounting to walls, etc. FSP Series Sub-Panels mount to the front of the enclosure for quick and easy cable termination. Built from .060 inch (16 ga) Cold Rolled Steel. Color: black.

FSP-1DIN	DIN Rail/Wall Mount Termination Enclosure for 1 FSP Series Sub-Panel	66.27
FSP-2DIN	DIN Rail/Wall Mount Termination Enclosure for 2 FSP Series Sub-Panels	74.55
FSP-3DIN	DIN Rail/Wall Mount Termination Enclosure for 3 FSP Series Sub-Panels	82.84
FSP-4DIN	DIN Rail/Wall Mount Termination Enclosure for 4 FSP Series Sub-Panels	90.10

Item #	Description	1-9	10-24	25-99	100+
--------	-------------	-----	-------	-------	------



19" (48.3cm) Rack Panels Accept 3, 6 or 12 FSP Series Sub-Panels

This series of 19" (48.3cm) rack panels accepts any of our FSP Series Sub-Panels. They snap into place using push button rivets which allow for easy installation or removal of the sub-panels. Built from .060" (0.2cm) cold rolled steel, these panels are rugged and economically priced. Rear cable management option is available as an accessory. Color: black.

PR175-FSP-3	1.75" (1U) (4.4cm) Rack Panel for 3 FSP Series Sub-Panels	45.54	43.72	41.90	CALL
PR35-FSP-6	3.50" (2U) (8.9cm) Rack Panel for 6 FSP Series Sub-Panels	56.94	54.66	52.38	CALL
PR525-FSP-12	5.25" (3U) (13.3cm) Rack Panel for 12 FSP Series Sub-Panels	68.34	65.60	62.87	CALL
PR-CMB	Cable Management Bracket Kit for 19" (48.3cm) Panels One 19" (48.3cm) Crossbar, 6 Management Brackets, 18 Flathead Screws	50.72	48.69	46.66	CALL




- PR-CMB Includes:**
- One 19" (48.3cm) perforated crossbar
 - (18) 4-40 flathead screws
 - Six perforated Management Brackets




Tip The **PR-CMB** cable management kit is designed for maximum flexibility.

A unique extension and crossbar design permits side and rear cable routing. All surfaces are perforated for ample cable tie points.



Rear Crossbar: Useful for reducing connector stress from hanging cable lengths.



Management Brackets: Enable cable routing and provide ample tie-down points.

Sub-Panels Used to Populate FSP Series Patch Panels, FE & FSP DIN Rail Mount Enclosures

These versatile sub-panels are used to populate L-com's FE Series Wall Mount & Rack Mount Fiber Enclosures, FSP Series Rack Panels and FSP DIN-Rail Mount Enclosures. Offered in a variety of connector types in Simplex, Duplex and Quad configurations. Ceramic sleeve versions are primarily used in single mode applications while multimode applications typically utilize the bronze sleeve configuration. These units feature a black finish with snap on mounting for easy installation and removal.

FSP-BNK	Blank Sub-Panel	14.46	13.88	13.30	CALL
FSP-SCMTLC-BNK	Blank Sub-Panel with 6 SC Simplex /MT-RJ/LC Duplex Openings	14.46	13.88	13.30	CALL
FSP-SC-APC	Fiber Sub-Panel, 6 APC SC Simplex Couplers, Ceramic Sleeve	82.84	79.53	76.22	CALL
FSP-LCD6-BR	Fiber Sub-Panel, 6 LC Duplex Couplers, Bronze Sleeve	45.54	43.72	41.90	CALL
FSP-LCD6-CR	Fiber Sub-Panel, 6 LC Duplex Couplers, Ceramic Sleeve	60.05	57.65	55.24	CALL
FSP-SC-BR	Fiber Sub-Panel, 6 SC Simplex Couplers, Bronze Sleeve	41.40	39.74	38.08	CALL
FSP-SC-CR	Fiber Sub-Panel, 6 SC Simplex Couplers, Ceramic Sleeve	51.76	49.69	47.62	CALL
FSP-STFC-BNK	Blank Sub-Panel with 6 ST/FC Simplex Openings	14.46	13.88	13.30	CALL
FSP-ST-BR	Fiber Sub-Panel, 6 ST Couplers, Bronze Sleeve	38.29	36.76	35.22	CALL
FSP-ST-CR	Fiber Sub-Panel, 6 ST Couplers, Ceramic Sleeve	54.87	52.67	50.48	CALL
FSP-SCDLCQ6-BNK	Blank Sub-Panel with 6 SC Duplex/LC Quad Openings	17.56	16.86	16.16	CALL
FSP-LCD6-10G	Fiber Sub-Panel, 6 LC Duplex 10G Couplers, Bronze Sleeve	48.65	46.70	44.76	CALL
FSP-LCQ6-BR	Fiber Sub-Panel, 6 LC Quad Couplers, Bronze Sleeve	126.36	121.31	116.26	CALL
FSP-LCQ6-CR	Fiber Sub-Panel, 6 LC Quad Couplers, Ceramic Sleeve	154.34	148.17	141.99	CALL
FSP-SCD6-APC	Fiber Sub-Panel, 6 SC Duplex Couplers, Ceramic Sleeve	143.98	138.22	132.46	CALL
FSP-SCD6-BR	Fiber Sub-Panel, 6 SC Duplex Couplers, Bronze Sleeve	54.87	52.67	50.48	CALL
FSP-SCD6-CR	Fiber Sub-Panel, 6 SC Duplex Couplers, Ceramic Sleeve	72.48	69.58	66.68	CALL
FSP-ECF-BNK	Blank Sub-Panel with 3 ECF Style Openings	14.46	13.88	13.30	CALL
FSP-05D-BNK	Blank Sub-Panel with (4) 0.5" (1.3cm) D-Hole Openings	14.46	13.88	13.30	CALL

Fiber Sub-Panel with 6 LC Keyed Multimode Couplers

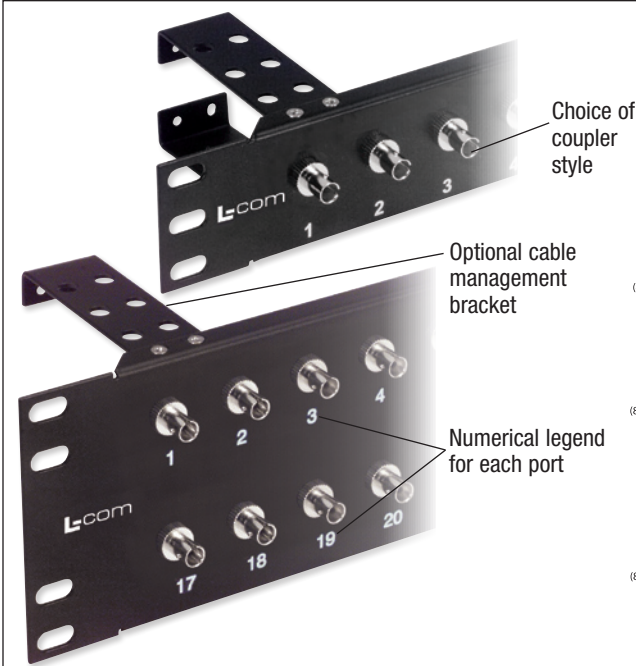
These sub-panels are used to populate L-com's FE Series Wall Mount & Rack Mount Fiber Enclosures, FSP Series Rack Panels and FSP DIN-Rail Mount Enclosures. Secured, keyed, LC adapters are designed specifically for mission critical circuits where networks are segregated by color for identification and protected from accidental moves, adds, or changes. They offer mechanical network security for organizations desiring to segregate networks because of privacy or security concerns. Note: The couplers in these sub-panels are designed to only work with L-com's Keyed LC Patch Cords.

FSP-LCK-PNK	Fiber Panel, 6 LC Keyed Multimode, Pink	113.93	109.37	104.82	CALL
FSP-LCK-WHT	Fiber Panel, 6 LC Keyed Multimode, White	113.93	109.37	104.82	CALL
FSP-LCK-YLW	Fiber Panel, 6 LC Keyed Multimode, Yellow	113.93	109.37	104.82	CALL
FSP-LCK-RED	Fiber Panel, 6 LC Keyed Multimode, Red	113.93	109.37	104.82	CALL
FSP-LCK-ORG	Fiber Panel, 6 LC Keyed Multimode, Orange	113.93	109.37	104.82	CALL
FSP-LCK-VLT	Fiber Panel, 6 LC Keyed Multimode, Violet	113.93	109.37	104.82	CALL
FSP-LCK-GRY	Fiber Panel, 6 LC Keyed Multimode, Gray	113.93	109.37	104.82	CALL
FSP-LCK-CBT	Fiber Panel, 6 LC Keyed Multimode, Cobalt	113.93	109.37	104.82	CALL
FSP-LCK-BRN	Fiber Panel, 6 LC Keyed Multimode, Brown	113.93	109.37	104.82	CALL
FSP-LCK-TRQ	Fiber Panel, 6 LC Keyed Multimode, Turquoise	113.93	109.37	104.82	CALL
FSP-LCK-MAG	Fiber Panel, 6 LC Keyed Multimode, Magenta	113.93	109.37	104.82	CALL
FSP-LCK-OLV	Fiber Panel, 6 LC Keyed Multimode, Olive	113.93	109.37	104.82	CALL

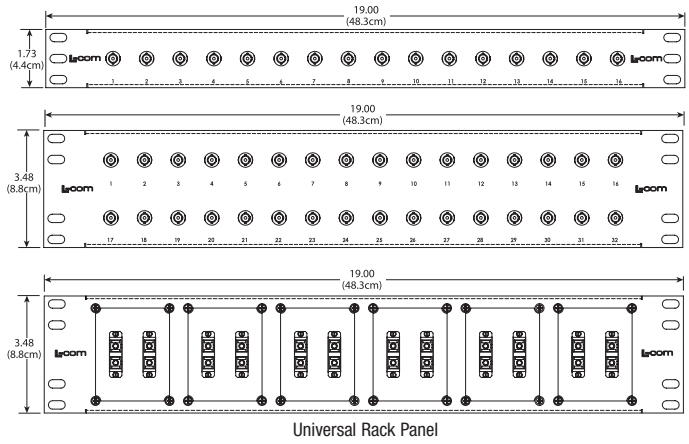
Item #	Description	List Price
--------	-------------	------------

Plunger and Grommet Kit for FSP Series Sub-Panels - Pkg/50


FSP-FASTENERS	Plunger and Grommet Kit for FSP Series Sub-Panels, Pkg/50	30.00
---------------	---	-------



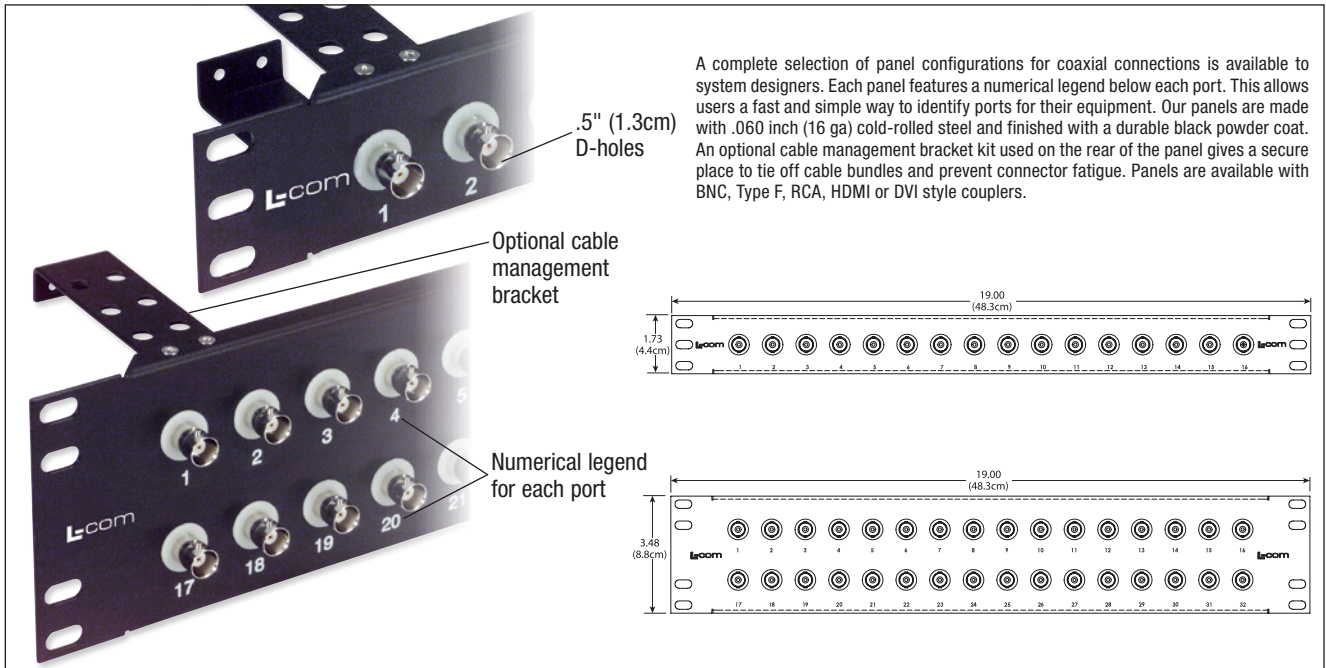
System designers have a complete selection of panel configurations for fiber optic connections to choose from. Each panel features a numerical legend below each port. This allows users a fast and simple way to identify ports for their equipment. Our panels are made with .060 inch (16 ga) cold-rolled steel and finished with a durable black powder coat. An optional cable management bracket kit used on the rear of the panel gives a secure place to tie off cable bundles and prevent connector fatigue. Panels are available with ST, FC, SC, MTRJ, LC or MPO style couplers.




Universal Rack Panel



Item #	Code	Description	Color	1-9	10-24	25-99	100+
PR175ST16CMB	A	1.75" (4.4cm) Panel, 16 Port, ST Multimode Couplers with Cable Management Bracket	Black	148.12	142.20	136.27	CALL
PR35ST32CMB	A	3.50" (8.9cm) Panel, 32 Port, ST Multimode Couplers with Cable Management Bracket	Black	215.48	206.86	198.24	CALL
PR175ST16CMB-SM	A	1.75" (4.4cm) Panel, 16 Port, ST Single mode Couplers with Cable Management Bracket	Black	182.32	175.03	167.73	CALL
PR35ST32CMB-SM	A	3.50" (8.9cm) Panel, 32 Port, ST Single mode Couplers with Cable Management Bracket	Black	272.47	261.57	250.67	CALL
UPR35-12STB	A	3.50" (8.9cm) Universal Rack Panel, 12 Port, ST Multimode Couplers	Black	129.47	124.29	119.12	CALL
UPR35-24STB	A	3.50" (8.9cm) Universal Rack Panel, 24 Port, ST Multimode Couplers	Black	170.92	164.08	157.25	CALL
PR175FC16CMB	B	1.75" (4.4cm) Panel, 16 Port, FC Multimode Couplers with Cable Management Bracket	Black	227.91	218.80	209.68	CALL
PR35FC32CMB	B	3.50" (8.9cm) Panel, 32 Port, FC Multimode Couplers with Cable Management Bracket	Black	380.23	365.02	349.81	CALL
PR175FC16CMB-SM	B	1.75" (4.4cm) Panel, 16 Port, FC Single mode Couplers with Cable Management Bracket	Black	250.71	240.68	230.65	CALL
PR35FC32CMB-SM	B	3.50" (8.9cm) Panel, 32 Port, FC Single mode Couplers with Cable Management Bracket	Black	403.03	386.91	370.79	CALL
PR175FC16CM-SMA	B	1.75" (4.4cm) Panel, 16 Port, FC (APC) Singlemode Couplers with Cable Management Bracket	Black	305.63	293.40	281.18	CALL
PR35DSC32C	C	3.50" (8.9cm) Panel, 64 Port, 32 Duplex SC Multimode Couplers	Black	305.63	293.40	281.18	CALL
PR35DSC32C-SM	C	3.50" (8.9cm) Panel, 64 Port, 32 Duplex SC Single mode Couplers	Black	362.62	348.11	333.61	CALL
UPR35-6DSCB	C	3.50" (8.9cm) Universal Rack Panel, 12 Port, 6 Duplex SC Multimode Couplers	Black	148.12	142.20	136.27	CALL
UPR35-12DSCB	C	3.50" (8.9cm) Universal Rack Panel, 24 Port, 12 Duplex SC Multimode Couplers	Black	170.92	164.08	157.25	CALL
PR175MT16B	D	1.75" (4.4cm) Panel, 32 Port, 16 MTRJ Couplers	Black	113.93	109.37	104.82	CALL
PR175DLC16B	E	1.75" (4.4cm) Panel, 32 Port, 16 LC Duplex Multimode Couplers	Black	204.08	195.92	187.75	CALL
PR175DLCB16B	E	1.75" (4.4cm) Panel, 32 Port, 16 LC Duplex Single mode Couplers	Black	120.15	115.34	110.54	CALL
PR175LC96	F	1.75" (4.4cm) Panel, 96 Port, 24 LC Quad Multimode Couplers	Black	295.27	283.45	271.64	CALL
PR175LC96-SM	F	1.75" (4.4cm) Panel, 96 Port, 24 LC Quad Single mode Couplers	Black	557.42	535.13	512.83	CALL
PR175DLC24B	N/A	1.75" (4.4cm) Panel, 48 Port, 24 LC Duplex Multimode Couplers	Black	226.88	217.80	208.73	CALL
PR175DLC24B-SM	N/A	1.75" (4.4cm) Panel, 48 Port, 24 LC Duplex Single mode Couplers	Black	370.91	356.07	341.24	CALL
PR17516MTP	G	1.75" (4.4cm) Panel, 16 MPO Couplers	Black	226.88	217.80	208.73	CALL
PR-CMB	N/A	Cable Management Bracket Kit for most L-com 19" (48.3cm) Panels Kit Contains: (Qty: 6) Extension Brackets, (Qty: 1) 19" (48.3cm) Crossbar, (Qty: 18) Flathead Screws		50.72	48.69	46.66	CALL



A complete selection of panel configurations for coaxial connections is available to system designers. Each panel features a numerical legend below each port. This allows users a fast and simple way to identify ports for their equipment. Our panels are made with .060 inch (16 ga) cold-rolled steel and finished with a durable black powder coat. An optional cable management bracket kit used on the rear of the panel gives a secure place to tie off cable bundles and prevent connector fatigue. Panels are available with BNC, Type F, RCA, HDMI or DVI style couplers.



Item #	Code	Description	Color	1-9	10-24	25-99	100+
--------	------	-------------	-------	-----	-------	-------	------

19" (48.3cm) Coaxial Rack Panels


PR175-16BLK	N/A	1.75" (4.4cm) Panel, 16 0.5" (1.3cm) D-Holes	Black	28.96	27.80	26.64	CALL
PR175-16CMB	N/A	1.75" (4.4cm) Panel, 16 0.5" (1.3cm) D-Holes and Cable Minder	Black	43.47	41.73	39.99	CALL
PR35-32BLK	N/A	3.50" (8.9cm) Panel, 32 0.5" (1.3cm) D-Holes	Black	34.14	32.78	31.41	CALL
PR35-32CMB	N/A	3.50" (8.9cm) Panel, 32 0.5" (1.3cm) D-Holes and Cable Minder	Black	56.94	54.66	52.38	CALL
PR175B16BLK	A	1.75" (4.4cm) Panel, 16 BNC Couplers, 50 Ohm Insulated	Black	113.93	109.37	104.82	CALL
PR35B32BLK	A	3.50" (8.9cm) Panel, 32 BNC Couplers, 50 Ohm Insulated	Black	205.12	196.91	188.71	CALL
PR175B16CMB	A	1.75" (4.4cm) Panel, 16 BNC Couplers, 50 Ohm Insulated with Cable Minder	Black	136.73	131.26	125.79	CALL
PR35B32CMB	A	3.50" (8.9cm) Panel, 32 BNC Couplers, 50 Ohm Insulated with Cable Minder	Black	227.91	218.80	209.68	CALL
PR175B1675BLK	B	1.75" (4.4cm) Panel, 16 BNC Couplers, 75 Ohm Insulated	Black	125.33	120.32	115.30	CALL
PR35B3275BLK	B	3.50" (8.9cm) Panel, 32 BNC Couplers, 75 Ohm Insulated	Black	239.31	229.74	220.17	CALL
PR175BX16GBLK	C	1.75" (4.4cm) Panel, 16 BNC Auto-Terminating Couplers, 50 Ohm	Black	147.09	141.21	135.32	CALL
PR35BX32GBLK	C	3.50" (8.9cm) Panel, 32 BNC Auto-Terminating Couplers, 50 Ohm	Black	262.11	251.62	241.14	CALL
PR175F16	D	1.75" (4.4cm) Panel, 16 Type F Couplers, Insulated	Black	91.13	87.49	83.84	CALL
PR35F32	D	3.50" (8.9cm) Panel, 32 Type F Couplers, Insulated	Black	113.93	109.37	104.82	CALL

19" (48.3cm) Audio/Video Rack Panels

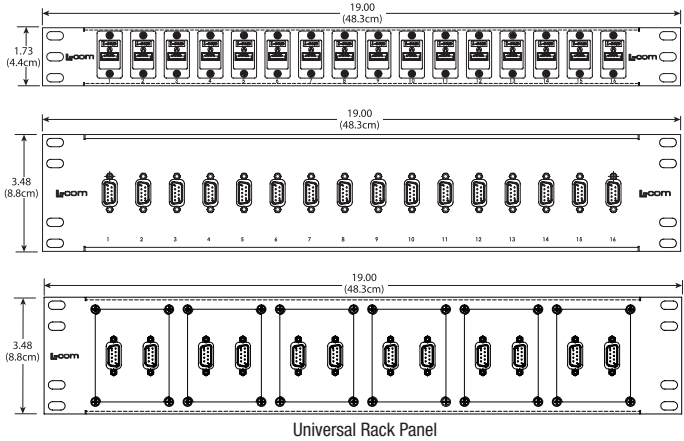
PR175RCA16	E	1.75" (4.4cm) Panel, 16 RCA Couplers, Grounded	Black	102.53	98.43	94.33	CALL
PR35RCA32	E	3.50" (8.9cm) Panel, 32 RCA Couplers, Grounded	Black	170.92	164.08	157.25	CALL
PR175HD16B	F	1.75" (4.4cm) Panel, 16 HDMI Female Couplers	Black	226.88	217.80	208.73	CALL
PR35HD32B	F	3.50" (8.9cm) Panel, 32 HDMI Female Couplers	Black	340.86	327.22	313.59	CALL
PR35DVIFB	G	3.50" (8.9cm) Panel, 16 DVI Female Adapters	Black	181.28	174.03	166.78	CALL
PR-CMB	N/A	Cable Management Bracket Kit for most L-com 19" (48.3cm) Panels Kit Contains: (Qty: 6) Extension Brackets, (Qty: 1) 19" (48.3cm) Crossbar, (Qty: 18) Flathead Screws		50.72	48.69	46.66	CALL

Tip *What is Impedance?*


Impedance is a measurement of opposition to the flow of current within a cable. Two of the most common impedance values used in coaxial cable are 50 Ohms primarily used for data transmission and 75 Ohms primarily used for video transmission. In twisted pair cable, common impedance values are 100 and 120 Ohms.



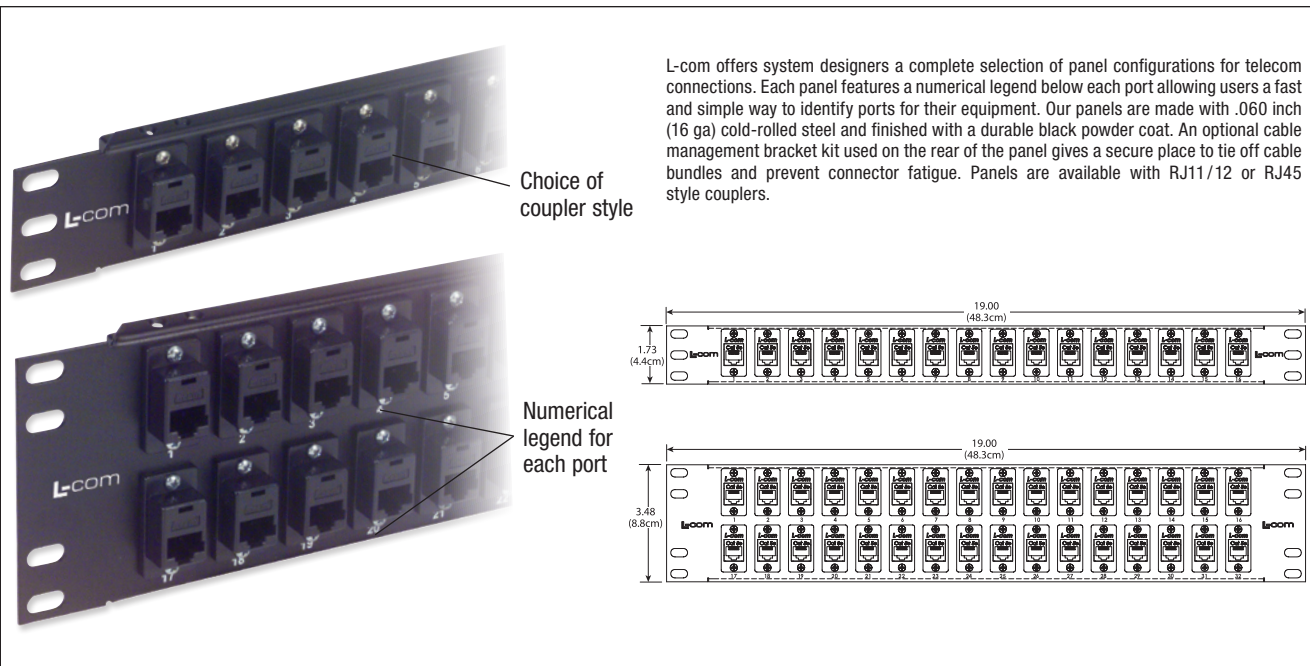
L-com offers system designers a complete selection of panel configurations for data and serial connections. Each panel features a numerical legend below each port. This allows users a fast and simple way to identify ports for their equipment. Our panels are made with .060 inch (16 ga) cold-rolled steel and finished with a durable black powder coat. An optional cable management bracket kit used on the rear of the panel gives a secure place to tie off cable bundles and prevent connector fatigue. Panels are available with USB, D-Sub or HDMI style couplers.




Universal Rack Panel



Item #	Code	Description	Color	1-9	10-24	25-99	100+
19" (48.3cm) D-Sub, USB, HDMI® Rack Panels							
PR175F504-UAB	A	1.75" (4.4cm) Panel, 16 USB A/B Couplers	Black	136.73	131.26	125.79	CALL
PR175F504-UABS	B	1.75" (4.4cm) Panel, 16 Shielded USB A/B Couplers	Black	148.12	142.20	136.27	CALL
PR35F504-UABS	B	3.50" (8.9cm) Panel, 32 Shielded USB A/B Couplers	Black	262.11	251.62	241.14	CALL
PR175DS916B	N/A	1.75" (4.4cm) Panel, 16 DB9/HD15/HDMI Cutouts	Black	61.08	58.64	56.20	CALL
PR35DS932B	N/A	3.50" (8.9cm) Panel, 32 DB9/HD15/HDMI Cutouts	Black	64.19	61.62	59.06	CALL
PR35DS1516B	N/A	3.50" (8.9cm) Panel, 16 DB15/HD26/DVI Cutouts	Black	34.14	32.78	31.41	CALL
PR35DS2516B	N/A	3.50" (8.9cm) Panel, 16 DB25/HD44 Cutouts	Black	34.14	32.78	31.41	CALL
PR35DS3716B	N/A	3.50" (8.9cm) Panel, 16 DB37/HD62 Cutouts	Black	68.34	65.60	62.87	CALL
PR175GB9FB	C	1.75" (4.4cm) Panel, 16 DB9 Female Couplers	Black	131.55	126.28	121.02	CALL
PR35GB932B	C	3.50" (8.9cm) Panel, 32 DB9 Female Couplers	Black	204.08	195.92	187.75	CALL
UPR35-2DB9FB	C	3.50" (8.9cm) Universal Rack Panel, 12 DB9 Female Couplers	Black	136.73	131.26	125.79	CALL
PR175HD1516B	D	1.75" (4.4cm) Panel, 16 HD15 Female Couplers	Black	142.94	137.23	131.51	CALL
PR35HD1532B	D	3.50" (8.9cm) Panel, 32 HD15 Female Couplers	Black	222.73	213.82	204.91	CALL
PR35GB15FB	E	3.50" (8.9cm) Panel, 16 DB15 Female Couplers	Black	142.94	137.23	131.51	CALL
PR35GB25FB	F	3.50" (8.9cm) Panel, 16 DB25 Female Couplers	Black	159.52	153.14	146.76	CALL
PR35GB37FB	G	3.50" (8.9cm) Panel, 16 DB37 Female Couplers	Black	196.83	188.95	181.08	CALL
PR175HD16B	H	1.75" (4.4cm) Panel, 16 HDMI Female Couplers	Black	226.88	217.80	208.73	CALL
PR35HD32B	H	3.50" (8.9cm) Panel, 32 HDMI Female Couplers	Black	340.86	327.22	313.59	CALL
PR-CMB	N/A	Cable Management Bracket Kit for most L-com 19" (48.3cm) Panels Kit Contains: (Qty: 6) Extension Brackets, (Qty: 1) 19" (48.3cm) Crossbar, (Qty: 18) Flathead Screws		50.72	48.69	46.66	CALL

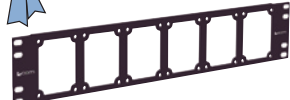


L-com offers system designers a complete selection of panel configurations for telecom connections. Each panel features a numerical legend below each port allowing users a fast and simple way to identify ports for their equipment. Our panels are made with .060 inch (16 ga) cold-rolled steel and finished with a durable black powder coat. An optional cable management bracket kit used on the rear of the panel gives a secure place to tie off cable bundles and prevent connector fatigue. Panels are available with RJ11/12 or RJ45 style couplers.



Item #	Code	Description	Color	1-9	10-24	25-99	100+
19" (48.3cm) Telecom/Network Rack Panels							
PR175F504B-4S	A	1.75" (4.4cm) Panel, 16 RJ11 (6x4) Couplers, Straight-Thru	Black	85.95	82.51	79.08	CALL
PR175F504B-6S	A	1.75" (4.4cm) Panel, 16 RJ12 (6x6) Couplers, Straight-Thru	Black	95.28	91.47	87.66	CALL
PR175F504B-8SK	A	1.75" (4.4cm) Panel, 16 RJ45 (8x8) Couplers, Straight-Thru	Black	102.53	98.43	94.33	CALL
PR35F504B-4S	A	3.50" (8.9cm) Panel, 32 RJ11 (6x4) Couplers, Straight-Thru	Black	148.12	142.20	136.27	CALL
PR35F504B-6S	A	3.50" (8.9cm) Panel, 32 RJ12 (6x6) Couplers, Straight-Thru	Black	165.74	159.11	152.48	CALL
PR35F504B-8SK	A	3.50" (8.9cm) Panel, 32 RJ45 (8x8) Couplers, Straight-Thru	Black	193.72	185.97	178.22	CALL
PR175F504B-C5	C	1.75" (4.4cm) Panel, 16 Category 5e Couplers	Black	193.72	185.97	178.22	CALL
PR175F504B-SC5	C	1.75" (4.4cm) Panel, 16 Category 5e Couplers, Shielded	Black	262.11	251.62	241.14	CALL
PR175F504B-C6	C	1.75" (4.4cm) Panel, 16 Category 6 Couplers	Black	227.91	218.80	209.68	CALL
PR175F504B-SC6	C	1.75" (4.4cm) Panel, 16 Category 6 Couplers, Shielded	Black	284.90	273.51	262.11	CALL
PR35F504B-C5	C	3.50" (8.9cm) Panel, 32 Category 5e Couplers	Black	364.69	350.10	335.52	CALL
PR35F504B-SC5	C	3.50" (8.9cm) Panel, 32 Category 5e Couplers, Shielded	Black	455.88	437.64	419.41	CALL
PR35F504B-C6	C	3.50" (8.9cm) Panel, 32 Category 6 Couplers	Black	398.89	382.93	366.97	CALL
PR35F504B-SC6	C	3.50" (8.9cm) Panel, 32 Category 6 Couplers, Shielded	Black	490.07	470.47	450.87	CALL
PR175F504B	N/A	1.75" (4.4cm) Panel, 16 ECF Style Cutouts	Black	45.54	43.72	41.90	CALL
PR35F504B	N/A	3.50" (8.9cm) Panel, 32 ECF Style Cutouts	Black	45.54	43.72	41.90	CALL
PR175UT568	B	1.75" (4.4cm) Panel, 16 Category 5e Couplers	Black	212.37	203.87	195.38	CALL
PR175UT568S	F	1.75" (4.4cm) Panel, 16 Category 5e Couplers, Shielded	Black	253.82	243.66	233.51	CALL
PR35UT568	B	3.50" (8.9cm) Panel, 32 Category 5e Couplers	Black	357.44	343.14	328.84	CALL
PR35UT568S	F	3.50" (8.9cm) Panel, 32 Category 5e Couplers, Shielded	Black	414.43	397.85	381.27	CALL
PR175C6-16	G	1.75" (4.4cm) Panel, 16 Category 6 Couplers	Black	216.51	207.85	199.19	CALL
PR175C6-16S	D	1.75" (4.4cm) Panel, 16 Category 6 Couplers, Shielded	Black	273.50	262.56	251.62	CALL
PR35C6-32	G	3.50" (8.9cm) Panel, 32 Category 6 Couplers	Black	364.69	350.10	335.52	CALL
PR35C6-32S	D	3.50" (8.9cm) Panel, 32 Category 6 Couplers, Shielded	Black	421.68	404.81	387.95	CALL
PR175UJ16B	N/A	1.75" (4.4cm) Panel, 16 Keystone Style Cutouts	Black	34.14	32.78	31.41	CALL
PR35UT568B	N/A	3.50" (8.9cm) Panel, 32 Keystone Style Cutouts	Black	45.54	43.72	41.90	CALL
PR175-1606	E	1.75" (4.4cm) Panel, 16 Voice Grade RJ12 (6x6) IDC Jacks	Black	67.30	64.61	61.92	CALL
PR175-1608	E	1.75" (4.4cm) Panel, 16 Voice Grade RJ45 (8x8) IDC Jacks	Black	131.55	126.28	121.02	CALL
PR35-3206	E	3.50" (8.9cm) Panel, 32 Voice Grade RJ12 (6x6) IDC Jacks	Black	90.10	86.49	82.89	CALL
PR35-3208	E	3.50" (8.9cm) Panel, 32 Voice Grade RJ45 (8x8) IDC Jacks	Black	170.92	164.08	157.25	CALL
PR-CMB	N/A	Cable Management Bracket Kit for most L-com 19" (48.3cm) Panels Kit Contains: (Qty: 6) Extension Brackets, (Qty: 1) 19" (48.3cm) Crossbar, (Qty: 18) Flathead Screws		50.72	48.69	46.66	CALL

Best Seller



UPR35-6B



UPR-S-KIT
UPR-A-KIT



USPB
USP-A

USP-P



USP2MC5B

USP4MC5B




USP2SMC5B

USP4SMC5B




USP2MC6B

USP4MC6B



USP2MK-C5B

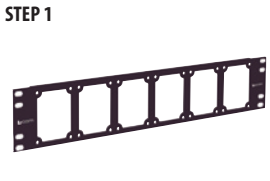
USP4MK-C5B



USP2MK-C6B

USP4MK-C6B

Tip Build Custom Panels with L-com's Universal Sub-Panel System



STEP 1 Start with the Master Rack Panel, UPR35-6B.



STEP 2 Now select a ready made sub-panel that works with your rack panel.



STEP 3 Using a Phillips or Flat screwdriver, install your sub-panels in the master rack panel.

Item #	Description	1-9	10-24	25-99	100+
--------	-------------	-----	-------	-------	------

Universal Master Rack Panel with 6 Openings

L-com's Universal Master Rack Series offers installers the ability to customize their installation with different connections within a single rack panel. The Universal Series panels can save time, money and rack space in an installation project. The master panels feature six punched rectangular openings that will accept any of the numerous USP Series sub-panels shown in this catalog. Sub-panel openings are 2.20" x 2.75" (5.6cm x 7.0cm).

UPR35-6B	Master Rack Panel, Black	28.96	27.80	26.64	CALL
UPR-S-KIT	Master Rack Panel with 6 Black Steel Blanks	53.83	51.68	49.52	CALL
UPR-A-KIT	Master Rack Panel with 6 Black Aluminum Blanks	53.83	51.68	49.52	CALL
PR-CMB	Cable Management Bracket Kit for most L-com 19" (48.3cm) Panels Kit Contains: (Qty: 6) Extension Brackets, (Qty: 1) 19" (48.3cm) Crossbar, (Qty: 18) Flathead Screws	50.72	48.69	46.66	CALL

Universal Series Blank Sub-Panels

Universal Series blank sub-panels can be used to cover unused openings or may be used to customize a panel assembly. These panels come in 3 different styles for users to choose from: black anodized aluminum, white high impact plastic or black steel. The aluminum and plastic panels offer the easiest option for custom drilling or punching holes. The black steel panels are constructed of sturdy .060 inch (0.2cm) (16 ga) cold rolled steel for durability. Each sub-panel is equipped with four pre-tapped holes to accept the four 6-32 mounting screws which are supplied.

USPB	Universal Steel Blank Sub-Panel, Black	5.13	4.92	4.72	CALL
USP-A	Universal Aluminum Blank Sub-Panel, Black	5.13	4.92	4.72	CALL
USP-P	Universal Plastic Blank Sub-Panel, White	5.13	4.92	4.72	CALL

Universal Series Sub-Panels Featuring Telecom/Network Grade Connections

This Universal sub-panel series offers connections for telecom and network equipment. Choose between Category 5e or Category 6 rated connections either shielded or non-shielded. Panel choices offer both feed-thru style couplers and jacks with 110 style punch terminations. Either 2 or 4 connections per panel can be chosen and blank panels are available for further customization. All panels are black steel and come equipped with four pre-tapped holes to accept the four 6-32 mounting screws which are supplied.

USP2MC5B	Sub-Panel with 2 Category 5e RJ45 Couplers	18.60	17.86	17.11	CALL
USP4MC5B	Sub-Panel with 4 Category 5e RJ45 Couplers	30.00	28.80	27.60	CALL
USP2SMC5B	Sub-Panel with 2 Category 5e RJ45 Couplers, Shielded	22.74	21.83	20.93	CALL
USP4SMC5B	Sub-Panel with 4 Category 5e RJ45 Couplers, Shielded	39.32	37.75	36.18	CALL
USP2MC6B	Sub-Panel with 2 Category 6 RJ45 Couplers	20.67	19.85	19.02	CALL
USP4MC6B	Sub-Panel with 4 Category 6 RJ45 Couplers	34.14	32.78	31.41	CALL
USP2SMC6B	Sub-Panel with 2 Category 6 RJ45 Couplers, Shielded	25.85	24.82	23.78	CALL
USP4SMC6B	Sub-Panel with 4 Category 6 RJ45 Couplers, Shielded	43.47	41.73	39.99	CALL
USP2MK-C5B	Sub-Panel with 2 Category 5e RJ45/110 Punch Connectors	14.46	13.88	13.30	CALL
USP4MK-C5B	Sub-Panel with 4 Category 5e RJ45/110 Punch Connectors	20.67	19.85	19.02	CALL
USP2MK-SC5B	Sub-Panel with 2 Category 5e RJ45/110 Punch Connectors, Shielded	18.60	17.86	17.11	CALL
USP4MK-SC5B	Sub-Panel with 4 Category 5e RJ45/110 Punch Connectors, Shielded	30.00	28.80	27.60	CALL
USP2MK-C6B	Sub-Panel with 2 Category 6 RJ45/110 Punch Connectors	25.85	24.82	23.78	CALL
USP4MK-C6B	Sub-Panel with 4 Category 6 RJ45/110 Punch Connectors	43.47	41.73	39.99	CALL
USP2MK-SC6B	Sub-Panel with 2 Category 6 RJ45/110 Punch Connectors, Shielded	20.67	19.85	19.02	CALL
USP4MK-SC6B	Sub-Panel with 4 Category 6 RJ45/110 Punch Connectors, Shielded	34.14	32.78	31.41	CALL
USP238B	Blank Sub-Panel with 2 Keystone Openings, Pre-Punched	7.20	6.91	6.63	CALL
USP231B	Blank Sub-Panel with 4 Keystone Openings, Pre-Punched	7.20	6.91	6.63	CALL



USP2MK-C5B

USP4MK-C5B

USP2MK-SC5B

USP4MK-SC5B

USP2MK-C6B

USP4MK-C6B

USP2MK-SC6B

USP4MK-SC6B

USP231B



Item #	Description	1-9	10-24	25-99	100+
--------	-------------	-----	-------	-------	------

Universal Series Sub-Panels Featuring Telecom, USB and Firewire Connections

This Universal sub-panel series offers connections for today's modern computer systems. Installers can choose the sub-panel that fits their specific connection needs. Panels come in a choice of feed-thru style couplers with either 2 or 4 connections per panel. A blank panel with ECF Series style openings is available for further customization. All panels are black steel and come equipped with four pre-tapped holes to accept the four 6-32 mounting screws which are supplied.

USP2ECF4SB	Sub-Panel with 2 RJ11 (6x4) Couplers, Straight Wired	16.53	15.87	15.21	CALL
USP2ECF6SB	Sub-Panel with 2 RJ12 (6x6) Couplers, Straight Wired	16.53	15.87	15.21	CALL
USP2ECF8SKB	Sub-Panel with 2 RJ45 (8x8) Couplers, Straight Wired	18.60	17.86	17.11	CALL
USP4MB	Sub-Panel with 4 RJ12 (6x6) Couplers, Straight Wired	19.64	18.85	18.07	CALL
USP2ECF-UABB	Sub-Panel with 2 USB Type A to Type B Couplers	20.67	19.85	19.02	CALL
USP2ECF-UABS	Sub-Panel with 2 USB Type A to Type B Couplers, Shielded	22.74	21.83	20.93	CALL
USP2ECF-94MSB	Sub-Panel with 2 Firewire Type 1 Couplers, Shielded	27.93	26.81	25.69	CALL
USP229B	Blank Sub-Panel with 2 ECF Style Openings, Pre-Punched	7.20	6.91	6.63	CALL

Universal Series Sub-Panels Featuring GPIB (IEEE-488) Couplers and Switch Boxes

This Universal sub-panel series offers couplers and switch boxes for IEEE-488 cabling installations. Panels come with either a standard GPIB coupler or a reverse entry style coupler mounted. We also carry a line of GPIB Switch Boxes that can be mounted into the Universal Series Master Frames. All panels are black steel and come equipped with four pre-tapped holes to accept the four 6-32 mounting screws which are supplied.

USP24BFB	Sub-Panel with 1 IEEE-488 (GPIB) Normal Entry Coupler	40.36	38.75	37.13	CALL
USP24BFRB	Sub-Panel with 1 IEEE-488 (GPIB) Reverse Entry Coupler	40.36	38.75	37.13	CALL
USP-GOAB	Switch Box, A to Rear I/O, B to Rear I/O, Off	100.93	96.89	92.86	CALL

Universal Series Sub-Panels Featuring Binding Post Connections for Test Applications


This Universal sub-panel series offers connections for test applications. All panels are black steel and come equipped with four pre-tapped holes to accept the four 6-32 mounting screws which are supplied.

USP-BPRB	Sub-Panel with Binding Post Pair, Black/Red	10.31	9.90	9.49	CALL
----------	---	-------	------	------	------

Universal Series Sub-Panel Accessories

Users can keep extra adapters handy with the optional drawer that fits into any one of the 6 Master Rack sub-panel openings. A D-Ring style cable manager mounted to a sub-panel is also available allowing for another convenient way to secure cables on the rack panel.

USP-D2B	Sub-Panel Mounted Drawer, 6" (15.2cm) Depth	22.74	21.83	20.93	CALL
USP-CM134B	Sub-Panel Mounted Cable D-Ring	19.64	18.85	18.07	CALL




Item #	Description	1-9	10-24	25-99	100+
--------	-------------	-----	-------	-------	------

Universal Series Sub-Panels Featuring Coaxial and Mini DIN Couplers

This Universal sub-panel series offers connections for data transmission over coaxial and DIN style connectors. Installers can choose the sub-panel that fits their specific connection needs. Panel choices offer feed-thru style couplers in either 2 or 4 connections per panel. Blank panels are also available for further customization. All panels come equipped with four pre-tapped holes to accept the four 6-32 mounting screws which are supplied.

USP-A1	Blank Sub-Panel with 1 0.5" (1.3cm) D-Hole, Black Aluminum	6.17	5.92	5.67	CALL
USP-A2	Blank Sub-Panel with 2 0.5" (1.3cm) D-Holes, Black Aluminum	6.17	5.92	5.67	CALL
USP-A4	Blank Sub-Panel with 4 0.5" (1.3cm) D-Holes, Black Aluminum	6.17	5.92	5.67	CALL
USP221B	Blank Sub-Panel with 1 0.5" (1.3cm) D-Hole, Black Steel	6.17	5.92	5.67	CALL
USP222B	Blank Sub-Panel with 2 0.5" (1.3cm) D-Holes, Black Steel	6.17	5.92	5.67	CALL
USP223B	Blank Sub-Panel with 3 0.5" (1.3cm) D-Holes, Black Steel	6.17	5.92	5.67	CALL
USP224B	Blank Sub-Panel with 4 0.5" (1.3cm) D-Holes, Black Steel	6.17	5.92	5.67	CALL
USP2BB	Sub-Panel with 2 BNC Couplers	16.53	15.87	15.21	CALL
USP4BB	Sub-Panel with 4 BNC Couplers	25.85	24.82	23.78	CALL
USP2BDB	Sub-Panel with 2 BNC Couplers, Insulated	17.56	16.86	16.16	CALL
USP4BDB	Sub-Panel with 4 BNC Couplers, Insulated	28.96	27.80	26.64	CALL
USP1NB	Sub-Panel with 1 Type N Coupler	22.74	21.83	20.93	CALL
USP2MD6B	Sub-Panel with 2 Mini DIN 6 Couplers	25.85	24.82	23.78	CALL
USP4MD6B	Sub-Panel with 4 Mini DIN 6 Couplers	45.54	43.72	41.90	CALL
USP2RCAB	Sub-Panel with 2 RCA Couplers, Red/White	15.49	14.87	14.25	CALL
USP3RCAB	Sub-Panel with 3 RCA Couplers, Yellow/Red/White	18.60	17.86	17.11	CALL
USP3RCA-CB	Sub-Panel with 3 RCA Couplers, Green/Blue/Red	18.60	17.86	17.11	CALL
USP1SVID2RCAB	Sub-Panel with 1 Mini DIN 4 and 2 RCA Couplers	23.78	22.83	21.88	CALL
USP2TB	Sub-Panel with 2 TNC Couplers	17.56	16.86	16.16	CALL
USP2TDB	Sub-Panel with 2 TNC Couplers, Insulated	19.64	18.85	18.07	CALL
USP2FDB	Sub-Panel with 2 Type F Couplers, Insulated	12.38	11.89	11.39	CALL



Item #	Description	1-9	10-24	25-99	100+
--------	-------------	-----	-------	-------	------

Universal Series Sub-Panels Featuring D-Sub Connections


This Universal sub-panel series offers connections for D-Sub style cables. Installers can choose the sub-panel that fits their specific connection needs. Panel choices are available with up to 2 feed-thru style couplers per panel. Blank panels are available for further customization. All panels come equipped with four pre-tapped holes to accept the four 6-32 mounting screws which are supplied.

USP232B	Blank Sub-Panel with 2 DB9/HD15 Cutouts	7.20	6.91	6.63	CALL
USP230B	Blank Sub-Panel with 2 DB15/HD26 Cutouts	7.20	6.91	6.63	CALL
USP234B	Blank Sub-Panel with 2 DB25/HD44 Cutouts	7.20	6.91	6.63	CALL
USP242B	Blank Sub-Panel with 1 DB37/HD62 Cutout	7.20	6.91	6.63	CALL
USP2DB9FB	Sub-Panel with 2 DB9 Female Couplers	18.60	17.86	17.11	CALL
USP2HDB15FB	Sub-Panel with 2 HD15 Female Couplers	24.82	23.82	22.83	CALL
USP2DB15FB	Sub-Panel with 2 DB15 Female Couplers	20.67	19.85	19.02	CALL
USP2HDB26FB	Sub-Panel with 2 HD26 Female Couplers	26.89	25.81	24.74	CALL
USP2DB25FB	Sub-Panel with 2 DB25 Female Couplers	22.74	21.83	20.93	CALL
USP2HDB44FB	Sub-Panel with 2 HD44 Female Couplers	30.00	28.80	27.60	CALL
USP-DB9-25FB	Sub-Panel with 1 DB9 and 1 DB25 Female Coupler	20.67	19.85	19.02	CALL
USP-DB37FB	Sub-Panel with 1 DB37 Female Coupler	16.53	15.87	15.21	CALL

Universal Series Audio/Video Sub-Panels

Design and build your own custom rack panel using simple pre-fabricated sub-panels. These steel sub-panels feature a variety of couplers and connectors with a black matte finish. Supplied with four 6-32 screws for quick installation into L-com's Universal Master Rack Frame.

USP2HDB	Sub-Panel with 2 HDMI Female Couplers	31.03	29.79	28.55	CALL
USP2DVIB	Sub-Panel with 2 DVI Female Couplers	41.40	39.74	38.08	CALL
USP2XLRM	Sub-Panel with 2 XLR Male Connectors	15.49	14.87	14.25	CALL
USP2XLRF	Sub-Panel with 2 XLR Female Connectors	15.49	14.87	14.25	CALL
USP2XLRMF	Sub-Panel with 1 XLR Male Connector and 1 XLR Female Connector	15.49	14.87	14.25	CALL
USP2-35MM	Sub-Panel with 2 3.5mm Audio Couplers	23.78	22.83	21.88	CALL
USP4-35MM	Sub-Panel with 4 3.5mm Audio Couplers	16.53	15.87	15.21	CALL



Item #	Description	1-9	10-24	25-99	100+
--------	-------------	-----	-------	-------	------

Universal Series Sub-Panels Featuring Fiber Optic Couplers

This Universal sub-panel series offers connections for fiber networks. Panel choices available in ST, SC, MTRJ, LC or FC coupler configurations. All panels are black steel and come equipped with four pre-tapped holes to accept the four 6-32 mounting screws which are supplied.

USP2FOPTB	Sub-Panel with 2 Simplex ST Couplers	17.56	16.86	16.16	CALL
USP4FOPTB	Sub-Panel with 4 Simplex ST Couplers	22.74	21.83	20.93	CALL
USP1FOPT-DSCB	Sub-Panel with 1 Duplex SC Coupler	19.64	18.85	18.07	CALL
USP2FOPT-DSCB	Sub-Panel with 2 Duplex SC Couplers	22.74	21.83	20.93	CALL
USP1FOPT-MTRJB	Sub-Panel with 1 MTRJ Coupler	28.96	27.80	26.64	CALL
USP1FOPT-LCSDB	Sub-Panel with 1 Duplex LC Coupler	19.64	18.85	18.07	CALL
USP2QD-MM	Sub-Panel with 2 Multimode Quad LC Couplers	28.96	27.80	26.64	CALL
USP2QD-SM	Sub-Panel with 2 Single mode Quad LC Couplers	45.54	43.72	41.90	CALL
USP2FC-APC	Sub-Panel with 2 Simplex APC FC Couplers	31.03	29.79	28.55	CALL
USP4FC-APC	Sub-Panel with 4 Simplex APC FC Couplers	49.69	47.70	45.71	CALL
USP1DSC-APC	Sub-Panel with 1 Duplex APC SC Coupler	27.93	26.81	25.69	CALL
USP2DSC-APC	Sub-Panel with 2 Duplex APC SC Couplers	30.00	28.80	27.60	CALL

Universal Series Master Rack Panel Pre-Populated with USP Series Fiber Optic Sub-Panels

These Master Rack Panels come with our USP Series Fiber Sub-panels already pre-installed. Available in 12 and 24 Port configurations, these panels are offered in SC or ST versions. These panels provide a straight out of the box solution to many connectivity needs. No need for assembly on site, just install these panels on your rack and start patching in your cables right away.

UPR35-6DSCB	3.50" (8.9cm) Universal Rack Panel, 6 Duplex SC Couplers	148.12	142.20	136.27	CALL
UPR35-12DSCB	3.50" (8.9cm) Universal Rack Panel, 12 Duplex SC Couplers	170.92	164.08	157.25	CALL
UPR35-12STB	3.50" (8.9cm) Universal Rack Panel, 12 ST Couplers	129.47	124.29	119.12	CALL
UPR35-24STB	3.50" (8.9cm) Universal Rack Panel, 24 ST Couplers	170.92	164.08	157.25	CALL

Universal Rack Panel with 6 Type N Coaxial Grounded Couplers, 50 Ohm

L-com's Universal Sub-Panel system offers you an easy way to configure a customized rack panel with various connectors. This rack frame comes pre-loaded with six Type N Coaxial coupler panels.

UPR35-1NB	3.50" (8.9cm) Universal Rack Panel, 6 Type N Coaxial Couplers	159.52	153.14	146.76	CALL
-----------	---	--------	--------	--------	------

Note: Type N Coupler Grounded to Sub-Panel & Sub-Panel Mounting Screws
Each of the 6 Sub-Panels are electrically isolated from each other.

Item #	Description	1-9	10-24	25-99	100+
--------	-------------	-----	-------	-------	------

Domestic and International Power Cords - UL/CSA or European Approved

L-com stocks several popular external power cords for domestic, international and medical applications. All assemblies are fully molded and meet the required safety specifications.

Domestic LSZH Power Cords - UL/CSA Approved

LSZH (Low Smoke Zero Halogen) versions of our Standard North American N5/15 to C13 power cords in 2 & 3 meter lengths. Available in three gauges 18 AWG, 16 AWG & 14 AWG to meet your particular power requirements.

LCPWR16Z-2M	LSZH Power Cord SJE3 - 16 AWG, N5/15 - C13 Black, 2m (6.6ft)	16.56	15.90	15.23	CALL
LCPWR14Z-2M	LSZH Power Cord SJE3 - 14 AWG, N5/15 - C13 Black, 2m (6.6ft)	21.74	20.87	20.00	CALL

Domestic Power Cords - UL/CSA Approved

Connector options include N1/15 to C7, N5/15 to regular and locking C13 and pigtail end. Heavy duty 18 AWG cable, color is black.

PCM1000	Power Cord SPT2 - 18 AWG, N1/15 - C7 Black, 2m (6.6ft)	4.09	3.93	3.77	CALL
PCM1010	Power Cord SVT3 - 18 AWG, N5/15 - Pigtail Black, 2m (6.6ft)	5.13	4.92	4.72	CALL
PCM1012	Power Cord SVT3 - 18 AWG, N5/15 - C13 Black, 2.3m (7.6ft)	6.17	5.92	5.67	CALL
PCM1014	Power Cord SPT3 - 18 AWG, N5/15 - C13 Black, 3m (9.8ft)	7.20	6.91	6.63	CALL
LC-PWRN15LK-6	Locking IEC Power Cord SJT3 - 18 AWG, N5/15 - Locking C13 Black, 1.8m (6.0ft)	9.07	8.70	8.34	CALL

Hospital Grade Power Cords - UL/CSA Approved

Connector options are Hospital Grade N5/15 molded gray/clear and black to regular and locking C13. Heavy duty 18 AWG cable, colors are gray and black.

PCM1050	Power Cord SPT3 - 18 AWG, N5/15 - Hospital Grade Gray Mold - C13 Gray, 3.1m (10.0ft)	9.79	9.40	9.01	CALL
PCM1052	Power Cord SPT3 - 18 AWG, N5/15 - Hospital Grade Clear Mold - C13 Gray, 3.1m (10.0ft)	9.79	9.40	9.01	CALL
LC-PWRN15HLK-10	Locking IEC Power Cord SPT3 - 18 AWG, N5/15 Hospital Grade - Locking C13 Black, 3.1m (10.0ft)	18.60	17.86	17.11	CALL

International Power Cords - Meets VDE and Several Other Approvals

Connector options are CEE 7/7 to C13, EN50075/XVI (CEE 7/16 "Europlug" Type C) to C7 and BS1363 to locking C13, color is black.

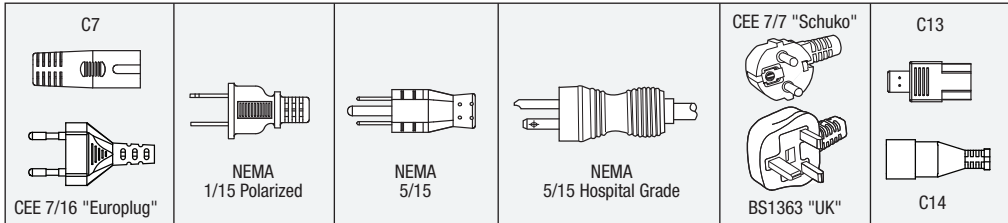
PCM1020	Power Cord H05VVF3G - 18 AWG, CEE 7/7 - C13 Black, 2.5m (8.2ft)	8.24	7.91	7.58	CALL
PCM1030	Power Cord H03VVH2F2 - 21 AWG, CEE 7/16 - C7 Black, 1.8m (6.0ft)	7.20	6.91	6.63	CALL
LC-PWREUR0LK-2M	Locking IEC Power Cord H05VVF3G - 18 AWG, CEE 7/7 - Locking C13 Black, 1.8m (6.0ft)	11.76	11.29	10.82	CALL
LC-PWRUKLK-2M	Locking IEC Power Cord H05VVF3G - 21 AWG, BS1363 - Locking C13 Black, 1.8m (6.0ft)	13.63	13.08	12.54	CALL

Universally Approved Jumper Cords - Domestic and European Approved, UL/CSA, VDE

Connector options are C14 to regular and locking C13, heavy duty 18 AWG cable, color is black.

PCM1040	Power Cord SPT3 - 18 AWG, C14 - C13 Black, 1m (3.3ft)	5.13	4.92	4.72	CALL
PCM1042	Power Cord SPT3 - 18 AWG, C14 - C13 Black, 2m (6.6ft)	6.17	5.92	5.67	CALL
PCM1044	Power Cord SPT3 - 18 AWG, C14 - C13 Black, 3m (9.8ft)	7.20	6.91	6.63	CALL
LC-PWRC14LK-6	Locking IEC Power Cord SPT3 - 18 AWG, C14 - Locking C13 Black, 1.8m (6.0ft)	11.76	11.29	10.82	CALL

Power Cord Identification Guide



Switching Power Supplies, Power Cords, PoE Power Supplies and Lighter Power Adapters

We offer a broad range of switching power supplies which support 110/220 VAC operation. Models in this series include 9 VDC, 12 VDC, 15 VDC and 48 VDC options. Additionally, PoE power supplies are available which provide data and power over a single Cat5 cable to end devices which are compliant with IEEE standard PoE pinout (Pins 4 & 5 Power + / Pins 7 & 8 Power -).

Switching Power Supplies

PS909-21R	9 VDC @ 1A (9W), 2.1mm DC Plug	10.67	10.25	9.82	CALL
PS1212-21R	12 VDC @ 1A (12W), 2.1mm Right Angle DC Plug	13.89	13.33	12.77	CALL
PS1224-21R	12 VDC @ 2A (24W), 2.1mm Right Angle DC Plug	15.54	14.92	14.30	CALL
PS1240-21R	12 VDC @ 3.33A (40W), 2.1mm Right Angle DC Plug	22.80	21.88	20.97	CALL
PS1566	15 VDC @ 4.4A (66W), 2.1mm DC Plug	93.26	89.53	85.80	CALL
PS4820-POE-1	48 VDC @ 20W, Dual RJ45 Jacks	26.00	24.44	22.88	CALL
PS4870-25R	48 VDC @ 1.5A (70W), 2.5mm Right Angle DC Plug	63.00	60.48	57.96	CALL
PS4848-25R	48 VDC @ 1A (48W) 2.5mm Right Angle DC Plug	25.85	25.34	24.82	CALL

Lighter Plug to 2.1mm Right Angle DC Plug, 3A Fuse

PS-LIGHTER-06	Cigarette Plug to 2.1mm Right Angle DC Plug, 3A Fuse, 6ft (1.8m)	10.36	9.95	9.53	CALL
---------------	--	-------	------	------	------



12 Volt to 48 Volt DC/DC Boost Converter (Regulator)

The PC12480.8 DC-to-DC converter is designed to convert 12VDC (12-26) battery voltage to 48VDC @ 0.85A. It is ideal for mobile applications that require 48VDC electronic equipment to be powered by converting the 12VDC (12-26) power from most cars, trucks or aircraft.

PC12480.8	12 Volt to 48 Volt DC/DC Boost Converter (Regulator)	56.99	54.71	52.43	CALL
-----------	--	-------	-------	-------	------

Accessories


PSX-EU1	US Flat or Euro Round to Euro 4.8mm Round Pins A/C Adapter	4.14	3.73	3.32	CALL
PSX-EU2	EU 4/4.8mm Round to US NEMA 6-15R Flat Blades A/C Adapter	4.14	3.73	3.32	CALL
PSCORD2	2 Conductor Plug, USA/AC Power Cord, 1ft (0.3m)	4.14	3.98	3.81	CALL
PSCORD3	3 Conductor Plug, USA/AC Power Cord, 1ft (0.3m)	3.61	3.46	3.32	CALL



PD-915R
(Front View)



PD-915R
(Rear View)



Middle Atlantic 19" x 1.75" (48.3 x 4.4cm) Rackmountable Power Distribution Unit with Surge Protection
 The PD-915R rackmount power distribution unit is equipped with 8 rear outlets and one front outlet. Standard equipment includes surge and spike protection, EMI filtering and a 9 foot cord. A generous 8.75" (22.2cm) depth offers easy access to the 15 amp rear panel outlets which are solidly mounted on yokes to eliminate deflection. An illuminated combination power switch/circuit breaker is located on the front panel. Occupies one rackspace, finished with a durable black powder coat. UL recognized, listing pending. **As an authorized Middle Atlantic reseller, we can bid on RFQs for any Middle Atlantic part numbers. Contact us to request a non-obligatory quote.**

Item #	System Type	Number of Outlets	Dimensions (Inches)	Rack Mounting	Shipping Weight	Price
PD-915R	Surge Only	9	7.5w x 1.75h x 8.75d	1 Space	8.5	134.65



TL-SS7415-15



TL-DNET1

Tripp Lite 16 and 24 Outlet Power Strips with Surge Suppression

These Tripp Lite power strips with AC surge suppression offer a convenient method of horizontal or vertical power distribution in equipment racks, computer rooms, workbenches, raceways and more. By utilizing these power strips you can protect connected equipment from transient surges and line noise with built-in surge suppression rated at 450 joules. Corded, multi-outlet strip reduces cabling clutter and enables the connection of multiple electrical devices to a single AC wall socket. Features rugged all-metal housing, lighted power switch with transparent guard to prevent accidental shutoff, 15A resettable circuit breaker and attractive gray housing with black output receptacles. **As an authorized Tripp Lite reseller, we can bid on RFQs for any Tripp Lite part numbers. Contact us to request a non-obligatory quote.**

Item #	System Type	Number of Outlets	Dimensions (Inches)	Shipping Weight	Price
TL-SS7415-15	Surge Only	16	48w x 1.5h x 1.5d	4.5	77.72
TL-SS7619-15	Surge Only	24	72w x 1.5h x 1.5d	6.0	92.22



TL-IBAR12
(rack mount)

Tripp Lite Network and Telephone Surge Suppressors

Protecting equipment at the power input is not complete protection. Static discharge, lightning and faulty wiring can send damaging surges through data ports. This vulnerability can be easily eliminated with an inline suppressor. In considering the cost of replacing damaged equipment and resultant lost productivity, the cost of protection is truly small. Two-year manufacturer's warranty. **As an authorized Tripp Lite reseller, we can bid on RFQs for any Tripp Lite part numbers. Contact us to request a non-obligatory quote.**

Item #	Connector	Application	Lines Protected	Peak Pulse Clamping Voltage	Maximum Current	Price
TL-DNET1	RJ45	100Base-T, 10Base-T, Token Ring, RS422, AS400	1 - 8	7.5 V	750 Amps	30.00



TL-RS1215

Tripp Lite Network Grade Rackmount Surge Suppressor

Tripp Lite's IBAR12 offers network-grade surge and noise suppression in a versatile all-metal multi-mount cabinet. Detachable mounting flanges are configurable for rackmount (1U), wallmount and under-counter installation. Features network grade AC surge suppression with EMI/RFI noise filtering. Outlets are arranged in exclusive isolated filter banks to limit noise interaction among connected items. Includes 12 outlets (2 front/10 rear), 15 ft AC power cord and guarded power switch to reduce the risk of accidental shutoff. Diagnostic LEDs indicate AC present, line fault and protection status. **As an authorized Tripp Lite reseller, we can bid on RFQs for any Tripp Lite part numbers. Contact us to request a non-obligatory quote.**

Item #	System Type	Number of Outlets	Dimensions (Inches)	Rack Mounting	Shipping Weight	Price
TL-IBAR12	Surge Only	12	17.5w x 1.75h x 4d	1 Space	6.5	131.58



TL-OFFICE300

Tripp Lite Rack Mount Power Strip

This rack mount power strip packs many useful features into a slim single rack space of 1.75" height. Outlets are conveniently located on both sides of the unit. Two-year manufacturer's warranty. **As an authorized Tripp Lite reseller, we can bid on RFQs for any Tripp Lite part numbers. Contact us to request a non-obligatory quote.**

Item #	System Type	Number of Outlets	Dimensions (Inches)	Rack Mounting	Shipping Weight	Price
TL-RS1215	Non-Surge	12	17.5w x 1.75h x 4.5d	1 Space	4.0	61.12

Note: This power strip does not provide surge or line noise protection.



TL-OFFICE500
(Front and Rear View)

Tripp Lite Internet Office Series Power Back-up System

Tripp Lite's Internet Office standby UPS systems offer complete protection from blackouts, brownouts and transient surges on both AC and dialup modem lines. The Internet Office offers complete power protection in an ultra-compact, flat-pack housing. Includes 3 battery supported outlets for computer, monitor and one vital system peripheral, plus 3 additional surge suppression-only outlets for printers and other system accessories not requiring battery support. A built-in single line RJ11 phone suppression jacks protect modem, fax machine, cordless phone or other peripheral with standard dialup phone connection. **As an authorized Tripp Lite reseller, we can bid on RFQs for any Tripp Lite part numbers. Contact us to request a non-obligatory quote.**

Item #	Capacity (VA/Watts)	System Type	Number of Outlets	Backup Time Half/Full Load	Dimensions (Inches)	Shipping Weight	Price
TL-OFFICE300	300/150	Line Interactive	6	10/4 min	2.6w x 11h x 4.5d	5.0	88.06
TL-OFFICE500	500/280	Line Interactive	6	18/5 min	4.75w x 8.25h x 7d	16.0	132.63



SU1500RTXL2UA
(Front and Rear View)

Tripp Lite SmartOnline UPS Series

Tripp Lite's SmartOnline UPS Systems provide the highest level of power protection for mission-critical applications. True on-line operation completely isolates connected equipment from all power problems: blackouts, brownouts, surges, line noise, even harmonic distortion. Double-conversion operation continually converts incoming AC power into DC power, and then resynthesizes it back into normal AC power. **As an authorized Tripp Lite reseller, we can bid on RFQs for any Tripp Lite part numbers. Contact us to request a non-obligatory quote.**

Item #	Capacity (VA/Watts)	System Type	Number of Outlets	Backup Time Half/Full Load	Dimensions (Inches)	Rack Mounting	Shipping Weight	Price
TL-SU750XL	750/600	Line Interactive	6	11/4 min	6.75w x 10h x 13.25d	No	28.7	496.34
TL-SU750RTXL2U	750/600	Line Interactive	6	11/4 min	17.5w x 3.5h x 13.5d	2 Space	29.0	548.15
SU1500RTXL2UA	1500/1200	Line Interactive	6	17/5 min	17.5w x 3.5h x 19d	2 Space	44.1	827.92
SU2200RTXL2UA	2200/1600	Line Interactive	6	18/5 min	17.5w x 3.5h x 19d	2 Space	47.4	1273.49
SU3000RTXR3U	3000/2400	Line Interactive	9	33/14 min	17.75w x 5.25h x 26d	3 Space	111.33	2019.55

Tripp Lite Smart Pro® Intelligent UPS System

The Tripp Lite Smart Pro® Intelligent UPS System is an ideal power protection solution for hubs, routers, switches, telephone systems and other critical moderate power devices. Innovative design packs battery backup and automatic voltage protection into an ultra small rack mountable package only a single rack space (1.75" / 4.4cm) high. Unattended shutdown capable via an RS232 port (PowerAlert® software included). The battery replacement door is conveniently located on the front panel. Shipping weight is 18.5lb / 8.4kg. Two-year manufacturer's warranty. **As an authorized Tripp Lite reseller, we can bid on RFQs for any Tripp Lite part numbers. Contact us to request a non-obligatory quote.**

Item #	Capacity (VA/Watts)	System Type	Number of Outlets	Backup Time Half/Full Load	Dimensions (Inches)	Rack Mounting	Shipping Weight	Price
TL-SMART500RT1U	500/300	Line Interactive	7	17/5 min	17.5w x 1.75h x 11.75d	1 Space	18.8	202.06



TL-SMART500RT1U

Tripp Lite Eco Series Energy-Saving Standby UPS System

The ECO550UPS, by Tripp Lite, is comprised of four battery back and surge suppression outputs and four surge suppression-only outputs, three of which offer an intelligent, power-saving design that power off any attached unused equipment. As well as a USB port (cable included) allowing for built-in power management and automatic shutdown, controlled via Tripp Lite's free PowerAlert software. Convenient audible alarm and front panel L.E.D.s offer easy status information regarding line and battery operation. The unit's 550VA/300W power allows entry-level PCs power for up to 17 minutes, mitigating data loss and allowing time for shutdown. **As an authorized Tripp Lite reseller, we can bid on RFQs for any Tripp Lite part numbers. Contact us to request a non-obligatory quote.**

Item #	Capacity (VA/Watts)	System Type	Number of Outlets	Backup Time Half/Full Load	Dimensions (Inches)	Shipping Weight	Price
ECO550UPS	550/300	Surge/Battery	8	10/3.5 min	3.1w x 10.8h x 5.7d	6.6	113.77



ECO550UPS

Tripp Lite OMNIVS1000 Tower Line-Interactive UPS System

The OMNIVS1000, by Tripp Lite, offers a tower form factor, housing six battery and surge suppression outputs along with two surge suppression-only outlets. This unit offers up to 60 minutes of power for entry-level PCs with its 1000VA/500W power supply. The unit supports battery replacement via the built-in access panel, with built-in audible alarm and 4 front panel LEDs indicate line power status, battery power status, battery low/replace status and overload. **As an authorized Tripp Lite reseller, we can bid on RFQs for any Tripp Lite part numbers. Contact us to request a non-obligatory quote.**

Item #	Capacity (VA/Watts)	System Type	Number of Outlets	Backup Time Half/Full Load	Dimensions (Inches)	Shipping Weight	Price
OMNIVS1000	1000/500	Surge/Battery	8	14/3.5 min	10.8w x 5.2h x 7.5d	18.4	227.55



OMNIVS1000

Tripp Lite BC PERSONAL Series Compact UPS System

The BC350, by Tripp Lite, offers an ultra-compact space-saving design. Six widely spaced outputs accommodate transformer plugs without blocking neighboring outlets. The unit's six outlets are comprised of three surge suppression with full battery support, and three surge suppression-only outputs. Convenient audible alarm and front panel LEDs offer easy status information regarding line and battery operation. The unit's 350VA/180W power allows entry-level PCs power for up to 12 minutes, mitigating data loss and allowing time for shutdown. **As an authorized Tripp Lite reseller, we can bid on RFQs for any Tripp Lite part numbers. Contact us to request a non-obligatory quote.**

Item #	Capacity (VA/Watts)	System Type	Number of Outlets	Backup Time Half/Full Load	Dimensions (Inches)	Shipping Weight	Price
TL-BC350	350/180	Surge/Battery	6	10/2.5 min	3w x 10.5h x 5d	10	75.54



TL-BC350

Tripp Lite AVR Series Ultra-Compact Line-Interactive UPS System

The AVR750U, by Tripp Lite, offers an uninterruptible, professional and consumer level, power supply solution in an ultra-compact design. The ability to switch to backup battery power within milliseconds allows connected equipment smooth and continuous operation during power interruption. The unit is comprised of six surge suppression and battery backup outputs and six surge suppression-only outlets. As well as a USB port allowing for built-in power management and automatic shutdown, controlled via Tripp Lite's free PowerAlert software. **As an authorized Tripp Lite reseller, we can bid on RFQs for any Tripp Lite part numbers. Contact us to request a non-obligatory quote.**

Item #	Capacity (VA/Watts)	System Type	Number of Outlets	Backup Time Half/Full Load	Dimensions (Inches)	Shipping Weight	Price
AVR750U	750/450	Surge/Battery	12	10/3 min	4w x 12h x 7d	15.3	119.14



AVR750U

Tripp Lite SMARTPRO Series 2U Rack/Tower UPS System

The SMART1500LCD, by Tripp Lite, is a digital UPS System offering voltage regulation, surge suppression and long-lasting battery support via 1500VA/900W. Multiple configurations; upright tower, flat shelf-mount or 2U rack-mount installation in attractive all-black cabinet design. Built-in USB and DB9 serial port enables optional unattended system shutdown in case of extended power failure (cabling included). Built-in audible alarm and large LCD front panel voltage display indicates line power status, battery power status, battery low/replace status and voltage boost operation. **As an authorized Tripp Lite reseller, we can bid on RFQs for any Tripp Lite part numbers. Contact us to request a non-obligatory quote.**

Item #	Capacity (VA/Watts)	System Type	Number of Outlets	Backup Time Half/Full Load	Dimensions (Inches)	Shipping Weight	Price
SMART1500LCD	1500/900	Line Interactive	8	13/3.5 min	17.3w x 3.5h x 10.5d	33.4	350.65




SMART1500LCD

Tripp Lite BCPRO Series Desktop UPS Systems

Tripp Lite's BCPRO600 standby UPS system offers surge suppression and long lasting battery support for personal computers, internet working equipment and other sensitive electronics. Internal UPS circuits support entry level PC systems for up to 45 minutes during power failures and brownouts so that connected equipment can be shutdown without data loss. Includes 3 battery supported outlets for computer, monitor and one vital system peripheral, plus 3 additional surge suppression-only outlets for printers and other system accessories not requiring battery support. USB port enables optional unattended system shutdown without data loss in the case of extended power failure, USB cable included. **As an authorized Tripp Lite reseller, we can bid on RFQs for any Tripp Lite part numbers. Contact us to request a non-obligatory quote.**

Item #	Capacity (VA/Watts)	System Type	Number of Outlets	Backup Time Half/Full Load	Dimensions (Inches)	Shipping Weight	Price
TL-BCPRO600	600/345	Line Interactive	6	14.5/5.7 min	5.2w x 10.8h x 7.5d	17.2	144.03

TL-BCPRO600
(Front and Rear View)



Ethernet Media Converters Tutorial

What is an Ethernet Media Converter?

An Ethernet Media Converter is a network device used to extend network connection beyond the 100 meter maximum segment length of traditional copper UTP/STP Ethernet cabling. It is also useful if EMI/RFI emissions or interference are of concern as the device will convert the electrical data signals into light pulses that will travel over the fiber optic cabling. This has two additional benefits. It electrically isolates both network nodes from each other eliminating any ground loop concerns or voltage spikes from lightning. It also provides a measure of security to your network transmissions as it is virtually impossible to tap into the transmitted signal without detection.

How is an Ethernet Media Converter used?

Ethernet Media Converters typically have two types of ports; one for the copper (UTP/STP) side of the conversion, (usually an RJ45 jack), and one for fiber side, which can vary depending on the unit (usually ST, SC or LC). Once you have selected the media converter that meets your needs, you simply plug your copper network cable into the RJ45 jack and then make your connection to your Fiber optic cabling. For the majority of unmanaged Ethernet Media Converters once you power up the unit you are done with your installation.

Where are Ethernet Media Converters used?

Ethernet Media Converters are used when long network runs are required that exceed the 100 meter maximum segment length of traditional copper UTP/STP such as large Corporate or University campuses, large high rise buildings or Municipal buildings that cover a wide area or wherever ground loops or voltage spikes from lightning may be cause for concern. You will also find these products wherever intense EMI/RFI which could interfere with your network is present such as Industrial/Manufacturing Facilities or in environments where the introduction of stray electrical signals are strictly regulated such as hospitals, clean rooms and aircraft just to provide a few examples.

Distance Limitations of Copper and Fiber Optic Network Cabling Types:

Cable Type	Distance Limitation	Cable Type	Distance Limitation
Category 5/5e/6 UTP and STP cable	100 Meters Max.	Multimode Fiber Cable 50/125µ	2 Km Max. (550m for some Gigabit applications)
Multimode Fiber Cable 62.5/125µ	2 Km Max. (220m for some Gigabit applications)	Single mode Fiber Cable 9/125µ	*15 Km to 80 Km (Typical)

***Note:** Some Single mode fiber media converters can extend up to 100 Km. These devices use special high powered laser transceivers to achieve these distances.

Form Factors

There are typically three styles of Ethernet Media Converters, 1) Standalone units with completely enclosed cases, 2) Card based chassis only models and 3) DIN Rail Mount Industrial Models. Standalone converters are typically used in locations where only

one or two conversions are needed. The chassis based options are often used in large MDF or IDF locations where multiple fiber links are converted to UTP. The DIN Rail Mount Industrial Ethernet Media Converters as the name would suggest are used in

large manufacturing plants where the harsh conditions and limited space and power options make it ideally suited. Note: some standalone unmanaged models can also be used in special multi-slot chassis designed specifically for them.



Standalone page 247



Chassis page 248

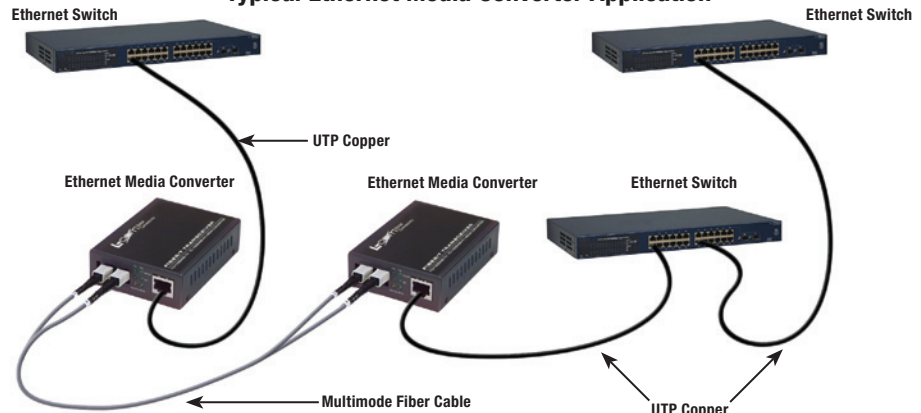


Industrial page 249

Managed and Unmanaged

Unmanaged or "plug and play" Ethernet Media Converters are easy to install and trouble shoot. The disadvantage with unmanaged converters is when a network issue is occurring, there is no way to access the Ethernet Media Converter to see exactly what might be causing the issue. Many chassis based Ethernet Media Converter solutions feature an option for an SNMP card that shows statistics and overall health of all the media converters in the chassis. This is helpful when you have multiple chassis filled with Ethernet Media Converters in a large data center. Additionally there are some standalone converters on the market today that support SNMP management.

Typical Ethernet Media Converter Application



Item #	Description	Maximum Segment Length	List Price
--------	-------------	------------------------	------------

L-com 10Base-T RJ45 to 10Base-5 DB15M AUI Media Converter/Transceiver

L-com's Super-Slim 10Base-T transceiver is small & lightweight, designed to connect your existing Thick Ethernet Adapter Card to a 10Base-T UTP network. This super-slim model accommodates installation into narrow slot spaces typically found in older SUN SPARC™, IBM®, RISC/6000™ and old Apple Macintosh™ systems. The transceiver converts 10Base-5 signals via a DB15M/AUI connector to a standard RJ45 Jack for 10Base-T Ethernet transmission over Unshielded Twisted-Pair (UTP) cable. Port powered, no external power required.

LCTP-10BT-10B5	L-com Ethernet Media Converter/Transceiver, 10Base-T RJ45 to 10Base-5 DB15M AUI	100m/500m	44.54
----------------	---	-----------	-------



L-com 10Base-T RJ45 to 10Base-2 Thinner Coax BNC Media Converter

L-com's 10Base-T RJ45 to 10Base-2 media converter is designed to connect your existing Thin Ethernet adapter card or Thin Ethernet Network to a 10Base-T UTP network. This converter repeats signals from Thin Ethernet for transmission over Unshielded Twisted-Pair (UTP) cable to a 10Base-T hub. Powered by an external 12V DC 1.0A power supply (included).

LCTP-10BT-10B2	L-com Ethernet Media Converter, 10Base-T RJ45 to 10Base-2 Thinner Coax BNC	100m/185m	93.24
----------------	--	-----------	-------



L-com 10/100TX to 100FX Fast Ethernet Media Converters

L-com's LCMC series of economical plug and play media converters are the perfect solution for extending Ethernet LANs. These robust media converters support half and full duplex operation, and feature easy to read system status LEDs. These converters are powered by an external 5V DC power supply (included).

LCMC-MC-2	L-com Ethernet Media Converter 10/100TX RJ45 to 100FX Multimode Duplex SC	100m/2km	61.14
LCMC-SA-25	L-com Ethernet Media Converter 10/100TX RJ45 to 100FX Single mode Duplex SC	100m/25km	91.19
LCMC-SA-40	L-com Ethernet Media Converter 10/100TX RJ45 to 100FX Single mode Duplex SC	100m/40km	132.63
LCMC-SA-60	L-com Ethernet Media Converter 10/100TX RJ45 to 100FX Single mode Duplex SC	100m/60km	153.36
LCMC-SA-80	L-com Ethernet Media Converter 10/100TX RJ45 to 100FX Single mode Duplex SC	100m/80km	236.25



L-com 10/100/1000TX to 1000FX ST/SC Gigabit Ethernet Media Converters

L-com's LC-MCGxx-XX line of gigabit ethernet media converters offer users a cost effective solution to extend their gigabit network over fiber optic cabling to a maximum distance up to 20km. Our LC-MCGxx-XX series of media converters are fully compliant with IEEE802.3, IEEE802.3U, IEEE802.3ab, 10/100/1000Base-Tx, and IEEE802.3z 1000Base-SX/LX standards. They can be used as standalone converters or installed into our LC-MCC14AA 14 slot media converter chassis. Operation status can be locally monitored through a set of diagnostic LEDs located on the front panel. These converters are powered by an external 5V DC power supply (included).

LC-MCGMM-ST	L-com Ethernet Media Converter 10/100/1000TX RJ45 to 1000SX Multimode ST	100m/2km	77.69
LC-MCGMM-SC	L-com Ethernet Media Converter 10/100/1000TX RJ45 to 1000SX Multimode SC	100m/2km	77.69
LC-MCGSM-ST	L-com Ethernet Media Converter 10/100/1000TX RJ45 to 1000LX Single mode ST	100m/20km	113.96
LC-MCGSM-SC	L-com Ethernet Media Converter 10/100/1000TX RJ45 to 1000LX Single mode SC	100m/20km	113.96



L-com 10/100/1000TX to 1000SX/LX (SFP) Slot Gigabit Ethernet Media Converter

L-com's LC-MCGSFP gigabit Ethernet media converter is designed to meet the various needs for extending your network and is able to extend a copper based network via fiber cable to a maximum distance up to 80km. Our LC-MCGSFP is fully compliant with IEEE802.3, IEEE802.3U, IEEE802.3ab, 10/100/1000Base-Tx, and IEEE802.3z 1000Base-SX/LX standards. It can be used as a standalone converter or installed into our LC-MCC14AA Series 14 slot media converter chassis. Operation status can be locally monitored through a set of diagnostic LEDs located on the front panel. Powered by an external 5V DC power supply (included).

LC-MCGSFP	L-com Ethernet Media Converter 10/100/1000TX RJ45 to Single SFP Socket		77.69
LC-SFPMM-220-550M	L-com SFP Module Multimode Duplex LC (850nm)	220/550m	36.25
LC-SFPMM-2	L-com SFP Module Multimode Duplex LC (1310nm)	2km	46.61
LC-SFPMM-10	L-com SFP Module Single mode Duplex LC (1310nm)	10km	67.33
LC-SFPMM-20	L-com SFP Module Single mode Duplex LC (1310nm)	20km	77.69
LC-SFPMM-40	L-com SFP Module Single mode Duplex LC (1310nm)	40km	88.06
LC-SFPMM-60	L-com SFP Module Single mode Duplex LC (1550nm)	60km	98.42
LC-SFPMM-80	L-com SFP Module Single mode Duplex LC (1550nm)	80km	108.78
LC-SFP-CAP	L-com SFP Module Replacement Cap, Pkg/10		7.23




L-com 14 Slot Media Converter Chassis with Dual Power Supplies

L-com's LC-MCC14AA 14 slot media converter chassis provides real-time power backup. Each chassis comes equipped right out of the box with dual redundant power supplies. The LC-MCC14AA chassis is compatible with any of the L-com LC-MCG series media converters found on this page. The LC-MCG series media converters can be hot-swapped to change configuration requirements or replace malfunctioning units without the need to power down the chassis. Both power supplies feature status LEDs (Green = Functioning) (Red = Problem) to help you quickly identify which unit is experiencing a problem. There is also an audible alarm that sounds to alert you to the situation. The Dual power supplies are also truly hot-swappable, allowing you to replace a bad unit while the second unit continues to power the chassis and installed converters minimizing network disruptions. L-com also offers replacement power supplies so that you can keep an emergency spare on hand or be able to quickly order a replacement in the event you need one.

- 19 Inch Rack Mount Ready
- Supports up to 14 Media Converters
- Hot Swap Media Converters
- Easy to Install and Maintain
- Dual Redundant Power Supplies
- Hot Swap Power Supplies
- Status LEDs and Audible Alarm to Alert of Power Supply Problem

LC-MCC14AA	L-com 14 Slot Media Converter Chassis Dual 120V-220V AC 60/50 Hz Power Supplies		233.12
------------	---	--	--------



Accessories

LC-MCCPWR-AC	L-com Replacement AC Power Supply for LC-MCC14AA Chassis		56.97
LC-MCC14-BRKT	L-com Replacement Retention Bracket for LC-MCC14AA Chassis, Pkg/5		10.34
LC-MCC14-SCRW	L-com Replacement Media Converter Bracket Screw for LC-MCC14AA Chassis, Pkg/10		3.09



TN-S4120-1048



TN-DAC-10G-SFP-01M



PT-ENW-9801



PT-ENW-9803



PT-MTB-LR


LCR5000-17HS



LCR1000-AAF



LCR643-13



LCR502-M

LCR231-13



LC2643-14

Item #	Description	Maximum Segment Length	List Price
--------	-------------	------------------------	------------

Transition Networks 10GBase-T to SFP+ Media Converter

The Transition Networks 10GBase-T to SFP+ media converter is the perfect way to help growing networks using high speed 10G signals to span long distances, or even to easily convert over to a network switch. This device uses the SFP+ format on the fiber end, which allows for a wide variety of mode and distance options. **As an authorized Transition Networks reseller, we can bid on RFQs for any Transition Networks part numbers. Contact us to request a non-obligatory quote.**

TN-S4120-1048	Transition Networks 10GBase-T to SFP+ Media Converter		1835.11
---------------	---	--	---------

Transition Networks Point System Media Converter Modules

The Transition Networks TN-DAC-10G-SFP series of copper direct attached cables provide a low cost, easy to use solution to short range 10G connectivity. These cables are ideal for a desktop when only a SFP+ port is available, or to stack two network switches. These cables connect two SFP+ ports using one simple plug and play cable. **As an authorized Transition Networks reseller, we can bid on RFQs for any Transition Networks part numbers. Contact us to request a non-obligatory quote.**

TN-DAC-10G-SFP-01M	Transition Networks 10G Direct Attached Cable SFP+ 1 Meter		70.46
TN-DAC-10G-SFP-03M	Transition Networks 10G Direct Attached Cable SFP+ 3 Meters		101.55
TN-DAC-10G-SFP-05M	Transition Networks 10G Direct Attached Cable SFP+ 5 Meters		134.71
TN-DAC-10G-SFP-07M	Transition Networks 10G Direct Attached Cable SFP+ 7 Meters		165.79

PLANET 10G SFP+ PCI Express Card

The PT-ENW-9801 is a PCI Express 10Gbps ethernet adapter designed to meet high-performance system application requirements. With the innovative PCI Express Bus Architecture, the PT-ENW-9801 provides superior performance over 32/64bit PCI architecture network cards. It provides the best solution to one of the largest issues of Server Farm Networks - communication speed. Ten times faster than the existing 1000Base-SX/LX fiber solutions, the PLANET PT-ENW-9801 is designed to connect your servers and workstations, guaranteeing extremely high throughput and excellent signal quality. Moreover, the PT-ENW-9801 supports IEEE 902.1Q VLAN which allows it to operate in a flexible and secure network environment. With 16K Jumbo Frame ability and IEEE 802.3 Flow Control support, it further optimizes throughput and wire-speed packet transfer performance without risk of packet loss. The high data throughput of the device makes it ideal for most 10 Gigabit Ethernet environments. **As an authorized PLANET reseller, we can bid on RFQs for any PLANET part numbers. Contact your L-com Sales Representative to request a non-obligatory quote.**

PT-ENW-9801	PLANET 10G SFP+ PCI Express Card		262.16
-------------	----------------------------------	--	--------

PLANET 10G RJ45 PCI Express Card

The PLANET PT-ENW-9803 provides a fast and easy way to upgrade an existing system to be able to handle 10G speeds. The standard RJ45 interface will accept Cat6a or Cat7 cables, removing the need to bring fiber directly to the desktop. This card is also a great add-on for a network attached storage device (NAS), providing a fast 10G uplink to archive large blocks of data quickly. **As an authorized PLANET reseller, we can bid on RFQs for any PLANET part numbers. Contact your L-com Sales Representative to request a non-obligatory quote.**

PT-ENW-9803	PLANET 10G RJ45 PCI Express Card		357.49
-------------	----------------------------------	--	--------

PLANET 10G XFP and SFP+ Single Mode and Multimode Modules

The PLANET PT-MTB series of 10G SFP+ and XFP modules provide a flexible option when using a 10G switch or media converter that contains the applicable port. With single mode and multimode options and distances from 300 meters up to 10 kilometers, there is an option available for most high speed data applications. **As an authorized PLANET reseller, we can bid on RFQs for any PLANET part numbers. Contact your L-com Sales Representative to request a non-obligatory quote.**

PT-MTB-LR	PLANET 10G Single mode LC SFP+ 10km		217.60
PT-MTB-SR	PLANET 10G Multimode LC SFP+ 300m		129.53
PT-MTB-XLR	PLANET 10G Single mode LC XFP 10km		430.02
PT-MTB-XSR	PLANET 10G Multimode LC XFP 300m		310.86

Metrobility/Telco Systems Radiance Series Converter Chassis - 1, 2 and 17 Slot Options

As an authorized Metrobility/Telco Systems reseller, we can bid on RFQs for any Metrobility/Telco Systems part numbers. Contact us to request a non-obligatory quote.

LCR5000-17HS	Telco Systems 17 Slot Radiance 19" (48.3cm) Rack Mountable Chassis		574.05
LCACPS-17HS	Telco Systems AC Power Supply for the LCR5000 Chassis		133.67
LCDCPS-17HS	Telco Systems DC Power Supply for the LCR5000 Chassis		553.33
LCR1000-AAF	Telco Systems 2 Slot Chassis with 2 Front Facing AC Power Supplies		641.41
LCR200-AC	Telco Systems 1 Slot Chassis with Single AC Power Supply		258.01
LCR200-DC	Telco Systems 1 Slot Chassis with Single DC Power Supply		304.64

Metrobility/Telco Systems 10/100 Mbps Ethernet Intelligent AutoTwister Modules for Radiance Series Chassis

As an authorized Metrobility/Telco Systems reseller, we can bid on RFQs for any Metrobility/Telco Systems part numbers. Contact us to request a non-obligatory quote.

LCR643-13	Telco Systems 10/100Base-TX, RJ45 to 100Base-FX, Multimode SC	100m/2km	263.19
LCR643-15	Telco Systems 10/100Base-TX, RJ45 to 100Base-FX, Multimode ST	100m/2km	304.64
LCR643-1K	Telco Systems 10/100Base-TX, RJ45 to 100Base-FX, Multimode LC	100m/2km	387.54
LCR643-14	Telco Systems 10/100Base-TX, RJ45 to 100Base-FX, Single mode SC	100m/15km	447.64
LCR643-17	Telco Systems 10/100Base-TX, RJ45 to 100Base-FX, Single mode SC	100m/40km	506.70
LCR643-1J	Telco Systems 10/100Base-TX, RJ45 to 100Base-FX, Single mode SC	100m/100km	1750.14
LCR643-1M	Telco Systems 10/100Base-TX, RJ45 to 100Base-FX, Single mode LC	100m/15km	527.43

Metrobility/Telco Systems Radiance SNMP Management Module

As an authorized Metrobility/Telco Systems reseller, we can bid on RFQs for any Metrobility/Telco Systems part numbers. Contact us to request a non-obligatory quote.

LCR502-M	Telco Systems SNMP Management Module for Radiance R5000 Chassis		615.50
----------	---	--	--------

Metrobility/Telco Systems 100 Mbps Fast Ethernet "Twister" Modules for Radiance Series Chassis

As an authorized Metrobility/Telco Systems reseller, we can bid on RFQs for any Metrobility/Telco Systems part numbers. Contact us to request a non-obligatory quote.

LCR231-13	Telco Systems 100Base-TX, RJ45 to 100Base-FX, Multimode SC	100m/2km	615.50
-----------	--	----------	--------

Metrobility/Telco Systems 10/100 Mbps Fast Ethernet Twister Stand-alone Media Converters

As an authorized Metrobility/Telco Systems reseller, we can bid on RFQs for any Metrobility/Telco Systems part numbers. Contact us to request a non-obligatory quote.

LC2643-13	Telco Systems 10/100Base-TX, RJ45 to 100Base-FX, Multimode SC	100m/2km	335.73
LC2643-15	Telco Systems 10/100Base-TX, RJ45 to 100Base-FX, Multimode ST	100m/2km	351.27
LC2643-1K	Telco Systems 10/100Base-TX, RJ45 to 100Base-FX, Multimode LC	100m/2km	392.72
LC2643-14	Telco Systems 10/100Base-TX, RJ45 to 100Base-FX, Single mode SC	100m/15km	480.80
LC2643-17	Telco Systems 10/100Base-TX, RJ45 to 100Base-FX, Single mode SC	100m/40km	527.43
LC2643-1J	Telco Systems 10/100Base-TX, RJ45 to 100Base-FX, Single mode SC	100m/100km	1796.77

Item #	Description	List Price
--------	-------------	------------

L-com 10/100TX to 100FX Industrial Fast Ethernet Media Converters (24 VDC)

L-com offers a series of plug and play industrial Ethernet media converters which feature dual 10/100TX RJ45 ports as well as one duplex SC fiber port. The LCMC series consist of multimode and single mode versions with optics supporting up to 80 kilometers over single mode for long haul industrial media converter applications. Each unit is powered by an external 24V DC power supply (sold separately) and is 35mm DIN rail mountable. Easy to read LEDs provide at-a-glance systems status information. Operating temperature -40°C to +70°C (-40°F to 158°F).

LCMC-M-2	L-com Industrial Ethernet Media Converter (2) 10/100TX to 100FX Multimode Duplex SC 2km	163.72
LCMC-S-20	L-com Industrial Ethernet Media Converter (2) 10/100TX to 100FX Single mode Duplex SC 20km	236.25
LCMC-S-40	L-com Industrial Ethernet Media Converter (2) 10/100TX to 100FX Single mode Duplex SC 40km	319.15
LCMC-S-60	L-com Industrial Ethernet Media Converter (2) 10/100TX to 100FX Single mode Duplex SC 60km	588.56
LCMC-S-80	L-com Industrial Ethernet Media Converter (2) 10/100TX to 100FX Single mode Duplex SC 80km	930.51

24 Volt DC DIN Rail Mount Power Supplies

The LCPS series of power supplies provide a cost effective and reliable 24V DC power source for L-com's line of industrial Ethernet switches and media converters. These units can be installed on any standard 35mm DIN Rail and are NEC class 2/LPS compliant. They also provide protection against short circuits, overloads and over voltages.

LCPS-4024	DIN Rail Mount Power Supply 24V DC 40W (1.6A)	81.86
LCPS-6024	DIN Rail Mount Power Supply 24V DC 60W (2.5A)	93.26

EtherWAN 10/100TX to 100FX Industrial Fast Ethernet Media Converters (-10°C to +60°C) (12 to 48 VDC)

EtherWAN's EX42011 series of industrial media converters are able to function at temperatures ranging from -10°C to 60°C (14°F to 140°F) and can be conveniently mounted to any standard 35mm DIN Rail. The single 10/100Base-TX port supports Auto-Negotiation, Auto-MDI/MDIX. The duplex fiber port is available in both multimode and single mode versions. Complies with IEC61000-6-2 EMC generic standard immunity for industrial environment. The variable power terminal block input can support voltages ranging from 12 to 48 VDC. **As an authorized EtherWAN reseller, we can bid on RFQs for any EtherWAN part numbers. Contact us to request a non-obligatory quote.**

EW-EX42011-1A-1-A	EtherWAN Industrial Media Converter 10/100 TX to 100FX, Multimode Duplex SC 2km	162.66
EW-EX42011-2A-1-A	EtherWAN Industrial Media Converter 10/100 TX to 100FX, Single mode Duplex SC 20km	274.57

EtherWAN 10/100TX to 100FX Industrial Fast Ethernet Media Converters (-10°C to +60°C) with PoE/PSE

EtherWAN's EL1032 series of industrial media converters are able to function at temperatures ranging from -10°C to 60°C (14°F to 140°F) and can be conveniently mounted to any standard 35mm DIN Rail. The single 10/100Base-TX port supports Auto-Negotiation, Auto-MDI/MDIX. The duplex fiber port is available in both multimode and single mode versions. Easy power source management from dual power interfaces. The EL1032 supports 48 VDC. The EL1032P support voltages ranging from 48 to 52 VDC up to 15.4 Watts or 52 to 57 VDC up to 30 Watts. The EL1032 series also supports the IEEE802.3af PoE/PSE standard and is available in standard 15.4W versions as well as a 30W high power version. **As an authorized EtherWAN reseller, we can bid on RFQs for any EtherWAN part numbers. Contact us to request a non-obligatory quote.**

EW-EL1032-10B	EtherWAN Industrial Media Converter 10/100 TX to 100FX, Multimode Duplex SC (15.4W 802.3af PoE/PSE) 2km	454.87
EW-EL1032P-20B	EtherWAN Industrial Media Converter 10/100 TX to 100FX, Multimode Duplex ST (30W High Power PoE/PSE) 2km	512.92
EW-EL1032-A0B	EtherWAN Industrial Media Converter 10/100 TX to 100FX, Single mode Duplex SC (15.4W 802.3af PoE/PSE) 20km	595.79

EtherWAN 10/100TX to 100FX NEMA Hardened Fast Ethernet Media Converters (-40°C to +75°C) (12 to 48 VDC)

EtherWAN's EL900 series of NEMA hardened media converters function at temperatures ranging from -40°C to 75°C (-40°F to 167°F) and are tested for functional operation up to 85°C (185°F). Whether on the factory floor or the street corner, the EL900 will provide flawless communications when you need it most. The RJ45 ports on these units provide Auto-MDIX and auto-negotiation. The link-fault-pass-through feature allows the network management agent on adjacent equipment to react to a broken link. Flexibility is the main feature of the EL900, it may be DIN rail or panel mounted and comes with power options to match the applications that require a tough, environmentally hardened product. Complies with NEMA TS1 & TS2 environmental requirements for traffic control equipment. Complies with IEC61000-6-2 EMC generic standard immunity for industrial environment, ISA 12.12.01 (UL1604) Class I, Division 2 Classified for use in hazardous locations (Applicable to versions with DC Terminal Block power option). The variable power terminal block input can support voltages ranging from 12 to 48 VDC. **As an authorized EtherWAN reseller, we can bid on RFQs for any EtherWAN part numbers. Contact us to request a non-obligatory quote.**

EW-EL900-A-B-1-A	EtherWAN Media Converter 10/100 TX to 100FX, MM, 2km, SC	233.15
EW-EL900-A-N-1-A	EtherWAN Media Converter 10/100 TX to 100FX, SM, 20km, SC	347.13

EtherWAN 1000TX to 1000SX/LX NEMA Hardened Gigabit Ethernet Media Converters (-40°C to +75°C)

EtherWAN's EL9000 series of NEMA hardened media converters function at temperatures ranging from -40°C to 75°C (-40°F to 167°F) and are tested for functional operation up to 85°C (185°F). Whether on the factory floor or the street corner, the EL9000 will provide flawless communications when you need it most. The RJ45 ports on these units provide Auto-MDIX and auto-negotiation. The link-fault-pass-through feature allows the network management agent on adjacent equipment to react to a broken link. Flexibility is the main feature of the EL9000, it may be DIN rail, panel or rack mounted and comes with power options to match the applications that require a tough, environmentally hardened product. Complies with NEMA TS1 & TS2 environmental requirements for traffic control equipment. Complies with IEC61000-6-2 EMC generic standard immunity for Industrial environment, ISA 12.12.01 (UL1604) Class I, Division 2 Classified for use in hazardous locations (Applicable to versions with DC Terminal Block power option). The variable power terminal block input can support voltages ranging from 12 to 48 VDC. **As an authorized EtherWAN reseller, we can bid on RFQs for any EtherWAN part numbers. Contact us to request a non-obligatory quote.**

EW-EL9000-A-B-1-A	EtherWAN Gigabit Media Converter 1000Base T to 1000Base SX, MM, 550km, SC	326.38
EW-EL9000-A-C-1-A	EtherWAN Gigabit Media Converter 1000Base T to 1000Base SX, MM, 2km, SC	435.20
EW-EL9000-A-N-1-A	EtherWAN Gigabit Media Converter 1000Base T to 1000Base LX, SM, 20km, SC	528.46

Hirschmann PROFIBUS, MODBUS and GENIUSBUS Fiber to Copper DIN Rail Media Converters (24 VDC)

Hirschmann's PROFIBUS, MODBUS and GENIUSBUS media converters are perfect for transmitting data over several miles/kilometers. They connect terminal devices such as computers, image-processing devices, programmable logic controllers (PLCs) and peripheral devices together. With their high availability and redundancy, they are able to hold their own in the harsh world of industrial applications. Fiber optic cables can be laid directly on high-power equipment or parallel to power cables, reducing planning and commissioning costs. Each converter in this series can be mounted on a DIN rail and is powered by an external 24 VDC power supply. **As an authorized Hirschmann reseller, we can bid on RFQs for any Hirschmann part numbers. Contact us to request a non-obligatory quote.**

PROFI-TX-FX	Hirschmann PROFIBUS Media Converter DB9F to BFOC Multimode	645.55
OZD PROFI 12M G12	Hirschmann PROFIBUS Media Converter DB9F to 2 BFOC Multimode	863.15
PROFI-TX-FX-SM	Hirschmann PROFIBUS Media Converter DB9F to BFOC Single mode	1826.82
PROFI-TX-2FX-SM	Hirschmann PROFIBUS Media Converter DB9F to 2 BFOC Single mode	2424.71
MODBUS-TX-2FX	Hirschmann MODBUS Media Converter DB9F to 2 BFOC Multimode	901.49
MODBUS-TX-2FXSM	Hirschmann MODBUS Media Converter DB9F to 2 BFOC Single mode	1896.25
GENIUS-TX-2FX	Hirschmann GENIUSBUS Media Converter 4-Pin Terminal to 2 BFOC Multimode	1180.23
GENIUS-TX-2FXSM	Hirschmann GENIUSBUS Media Converter 4-Pin Terminal to 2 BFOC Single mode	1865.16





Ethernet Switches Tutorial

What is an Ethernet Switch?

An Ethernet switch is a multi-port network bridge used to connect multiple PCs, servers, laptops or other Ethernet IP enabled devices such as Networked Printers, NAS (Network Attached Storage), or IP cameras to a Local Area Network (LAN). Most switches feature 10/100 Megabit per second RJ45 ports although many newer switch designs now offer 10/100/1000 triple

speed ports that auto-negotiate up to 1 Gigabit per second access. The switch uses a MAC address table to keep track of where PCs, servers or other connected devices are located. Each device has a unique MAC (Media Access Control) address "burned" into the hardware. For example; if a PC on port one needs to "talk" to a file server, the switch will look at its MAC address table and determine which port the file server is located on and send the PCs data to only that port. This effectively relieves network congestion and is able to scale as your network grows.

How is an Ethernet Switch used?

Ethernet switches typically utilize RJ45 ports for UTP or STP connectivity to PCs, servers, routers etc. Many switches also feature high speed uplink ports where modules can be purchased to connect fiber optic or UTP cabling supporting speeds of 1 Gigabit per second or more. Cables are used to plug into the ports on the switch and then into the Ethernet device (PC, router etc.) on the other end.

Managed and Unmanaged

Unmanaged Ethernet switches, typically referred to as "plug and play", are easy to install but do not provide port level statics, management and control that is often required in larger networks where many switches are installed. Managed switches typically feature an SNMP agent that allows port level control and statistics such as collisions, packets in, packet out etc. Some managed switches also feature filters where only certain devices, PCs etc. are allowed to communicate on a certain port of the switch. By using managed switches a network administrator can see if a port may be malfunctioning and sending bad packets onto the network and shut that port off so the whole network does not go down.

Accessing Scheme:	CSMA / CD - Carrier sense multiple access with Collision Detection.
Speed:	10 Mbps / 100 Mbps / 1000 Mbps (1 Gbps).
Network Architecture:	Bus, Star, Ring, Hybrid

The diagram below shows a typical Ethernet Switch application



In the diagram above you can see that Ethernet switches are used for sharing resources such as printers, networked file servers and router connections to the Internet or Wide Area Network (WAN).


Commercial Ethernet Switches

Commercial grade Ethernet switches are designed to be used in controlled environments such as an IT closet or data center. Unlike Industrial Ethernet switches, commercial grade Ethernet switches typically have more of a limited operating temperature range and often times have more moving parts such as cooling fans which could be a single point of failure (SPOF). Additionally, commercial grade switches will not stand up to shock and vibration as an Industrial Ethernet switch would. Another concern is mean time between failure (MTBF). Some commercial grade switches may have a lower MTBF than their industrial counterparts. Commercial grade switches typically cost less than industrial switches and are the perfect choice for controlled office / business environments.



Industrial Ethernet Switches

There is a class of Ethernet Switches referred to as Industrial Ethernet switches which are designed to work in harsh environments where extreme temperatures, vibration, dust and moisture are present. These Industrial rated switches generally have no moving parts such as fans and utilize components that are designed for extreme temperatures etc. In very moist environments or areas where condensation is present a conformal coating is sometimes used to cover the entire PCB to protect the components. Typical installations for Industrial Ethernet switches include manufacturing facilities, mining, oil production, power plants, waste water treatment plants and any other application where environmental extremes exist.



Item #	Description	List Price
--------	-------------	------------

L-com 10/100/1000TX 5 and 8 Port Desktop Ethernet Switch

L-com's LC-SW805G five port and LC-SW808G eight port Gigabit Ethernet switches provide you with a high-performance, low-cost, easy-to-use, seamless upgrade to existing networks that can provide up to 1000Mbps transfer speeds between gigabit compliant equipment while still supporting older legacy equipment. Power users in home or offices can now move large, bandwidth-intensive files faster. Transfer graphics, CGI, CAD, multimedia files or any other applications that requires you to move large files across your network in a fraction of the time.

LC-SW805G	L-com 5 Port 10/100/1000 Mbps Gigabit Ethernet Switch	36.25
LC-SW808G	L-com 8 Port 10/100/1000 Mbps Gigabit Ethernet Switch	46.61

PLANET 10/100TX 5 and 8 Port Desktop Ethernet Switches

The SW series Ethernet switches from PLANET Technology provide cost-conscious businesses and home users with the foundation of an integrated system for small-office/home-office networking. These economical 10/100 switches are perfect for smaller networks of 10 to 50 users. These easy to install plug and play switches feature easy to read LEDs for monitoring network connectivity and packet flow. **As an authorized PLANET reseller, we can bid on RFQs for any PLANET part numbers. Contact us to request a non-obligatory quote.**

SW-504	PLANET 5 Port 10/100 Mbps Desktop Ethernet Switch (Plastic Case)	16.06
SW-804	PLANET 8 Port 10/100 Mbps Desktop Ethernet Switch (Plastic Case)	26.89

PLANET 10/100TX 16, 24 & 48 Port 19 Inch Rack Mount Fast Ethernet Switches

The PLANET 16, 24 & 48 port 10/100Base-TX Fast Ethernet switches provide an economical and high performance higher port density 19 inch rack mountable Ethernet switching solution. These switches provide high-speed network connections with standard 10/100 Auto-Negotiation capability on all of the RJ45/STP ports. In addition, these switches are equipped with the MDI/MDIX auto-detection for easy plug and play connections, regardless of cabling types. Both straight through and crossover cables are supported. With high-performance throughput at filtering/forwarding rate is up to 14,880 packets per second in 10 Mbps, and 148,800pps in 100 Mbps, along with its dynamic shared memory buffer. **As an authorized PLANET reseller, we can bid on RFQs for any PLANET part numbers. Contact us to request a non-obligatory quote.**

SWTC-PT1601	PLANET 16 Port 10/100 Mbps Fast Ethernet Switch	61.14
SWTC-PT2401	PLANET 24 Port 10/100 Mbps Fast Ethernet Switch	81.86
SWTC-PT4800	PLANET 48 Port 10/100 Mbps Fast Ethernet Switch	172.01

PLANET 24 100/1000 SFP Port Managed Rack Mount Switch With 4 10G SFP+ Ports

The PLANET MGSW-28240F managed rack mount switch allows for gradually updating a network from Gigabit speeds up to 10G, or in networks where requirements change. This switch has 24 100/1000 speed SFP slots, allowing for a vast array of communication options where a module can be quickly swapped out if needed. The 10G SFP+ uplinks provide a wide backbone for connecting other portions of the network. Power can be provided to this switch either via the dual terminal block, or a standard AC power cable. **As an authorized PLANET reseller, we can bid on RFQs for any PLANET part numbers. Contact us to request a non-obligatory quote.**

MGSW-28240F	PLANET 24 SFP Port Managed Switch With 4 SFP+ Ports	1167.80
-------------	---	---------

NETGEAR® 10/100TX 5, 8 and 16 Port Desktop Ethernet Switches (Metal Case)

NETGEAR's 10/100Mbps fast ethernet switches provide your LAN with economical, high-speed, 10/100 Mbps auto-sensing connectivity. Just plug in your Ethernet cables and connect a power cord and you network is up and running. These switches are engineered without the need for an internal fan, thus providing silent operation. The switches feature a very compact footprint and a sturdy metal case for years of dependable use. **As an authorized NETGEAR reseller, we can bid on RFQs for any NETGEAR part numbers. Contact us to request a non-obligatory quote.**

SWTC-FS105NA	NETGEAR 10/100Mbps 5 Port RJ45 Switch	34.17
SWTC-FS108NA	NETGEAR 10/100Mbps 8 Port RJ45 Switch	54.90
SWTC-FS108P	NETGEAR 10/100Mbps 8 Port with 4 PoE Ports Switch	182.00
SWTC-FS116NA	NETGEAR 10/100Mbps 16 Port RJ45 Switch	88.08

NETGEAR® 10/100/1000TX 24-Port plus 2 SFP Gigabit Ethernet Switch

This NETGEAR 24-port Gigabit Ethernet switch is high on value and capability. With 24 10/100/1000 Mbps ports, each capable of powering 2,000 Mbps of data throughput in full-duplex mode, plus two optional fiber ports, the SWTC-GS724T provides a fast backbone and connects servers or power users, delivering large amounts of multimedia, image, and video information in no time at all. In addition, an intuitive, web-browser interface offers SimpleSmart Switch management, making it a snap to monitor switch performance, configure ports, even set up port trunks, VLANs, and traffic prioritization. Alternatively, use SNMP-based software to manage your Smart Switch. **As an authorized NETGEAR reseller, we can bid on RFQs for any NETGEAR part numbers. Contact us to request a non-obligatory quote.**

SWTC-GS724TV4	NETGEAR 10/100/1000TX 24 Port Gigabit Ethernet Switch + 2 Optional SFP Fiber Ports	347.13
---------------	--	--------

NETGEAR® 8 1000/10GTX Port Smart Switch With 1 10G SFP+ Port

The NETGEAR SWTC-XS708E unmanaged plus 10 Gigabit switch provides a simple to set up and use high speed networking solution. This switch provides 8 10 Gig RJ45 ports and one SFP+ slot to provide additional network flexibility. With the ability to rack mount, or simply use this as a standalone switch, the SWTC-XS708E is a versatile tool to upgrade into a 10G network. **As an authorized NETGEAR reseller, we can bid on RFQs for any NETGEAR part numbers. Contact us to request a non-obligatory quote.**

SWTC-XS708E	NETGEAR 8 10G RJ45 Port Switch With 1 SFP+ Port	1378.15
-------------	---	---------

EtherWAN 24 10/100/1000TX Managed Switch with 4 Gigabit SFP Slots and 4 10G SFP+ Slots

The EtherWAN EW-EX25611 managed 24 port ethernet switch is a high speed, flexible networking solution that provides 4 Gigabit SFP combo ports and 4 1/10G SFP+ ports that lets users update their network from Gigabit to 10G gradually. The combo ports will accept Gigabit SFP modules, while the 10G ports will accept either Gigabit or 10G SFP modules. **As an authorized EtherWAN reseller, we can bid on RFQs for any EtherWAN part numbers. Contact us to request a non-obligatory quote.**

EW-EX25611	EtherWAN 24 10/100/1000TX RJ45 Switch With 4 SFP and 4 SFP+ Ports	2657.85
------------	---	---------



LC-SW808G Front View



LC-SW808G Back View



SW-504



SWTC-PT1601



SWTC-PT2401



SWTC-PT4800



MGSW-28240F



SWTC-FS105NA



SWTC-FS108P



SWTC-GS724TV4



SWTC-XS708E




EW-EX25611



RS20800T1T1SDAE RS32402T1T1SDAE



RS20-0800M2M2SDAE M-SFP-LX/LC



MS20-1600SAAE



RS2-TX EAGLE-1TX-1TX



RS2-5TX RS2-5TX/FX



SWTC-SPIDER5TX RH1-TP



RPS30 RPS120-EEC

Item #	Description	List Price
--------	-------------	------------

Hirschmann OpenRail RS20/RS30 Managed 24V DC Industrial Ethernet Switches

Hirschmann's OpenRail line of managed industrial Ethernet switches are available with a choice of "enhanced" or "professional" firmware. Users can decide which functionality their application requires and select the appropriate firmware option without having to pay for features they do not need. Features like IGMP Snooping and HIPER Ring are available in all OpenRail switches. These robust switches also feature a USB port for backing up and restoring the configuration using an Auto-Configuration Adapter or USB drive. **As an authorized Hirschmann reseller, we can bid on RFQs for any Hirschmann part numbers. Contact us to request a non-obligatory quote.**

RS20800T1T1SDAE	Hirschmann OpenRail Switch 8 10/100TX	1165.72
RS20-1600T1T1SDAE	Hirschmann OpenRail Switch 16 10/100TX	1904.54
RS20800S2S2SDAE	Hirschmann OpenRail Switch 6 10/100TX 2 Single mode SC	1864.10
RS32402T1T1SDAE	Hirschmann OpenRail Switch 24 10/100TX 2 10/100/1000TX	3466.09
RS20-0800M2M2SDAE	Hirschmann OpenRail Switch 6 10/100TX 2 Multimode SC	1637.20
M-SFP-SX/LC	Hirschmann SFP 1000BASE-SX LC 550m	194.81
M-SFP-LX/LC	Hirschmann SFP 1000BASE-LX LC 20km	350.24
M-SFP-LH/LC	Hirschmann SFP 1000BASE-LX LC 70km	1942.88
M-SFP-LH+/LC	Hirschmann SFP 1000BASE-LX LC 120km	3419.46

Hirschmann (MICE) Managed Modular 8 Port Ethernet/ Fast Ethernet Rail Switch

Hirschmann Modular Industrial Communication Equipment (MICE) Ethernet/Fast Ethernet switches offer a unique combination of network management tools, redundancy features for high availability and modular media plug-ins for versatility. The compact switches are DIN rail mountable, with redundant 24-volt power supplies and are compatible with 10BASE-T, 10BASE-FL, 100BASE-TX and 100BASE-FX. The switches will accommodate twisted pair, single mode or multimode fiber optic connections. MICE switches are made up of an integrated backplane and a modular dock that accepts the various media modules. The switches support SNMP management, web-based management, port mirroring, port security, remote monitoring (RMON), bootstrap protocol (BootP), Dynamic Host Configuration Protocol (DHCP) and Hirschmann's unique HIPER Ring. Hirschmann's HIPER Ring provides high availability through self-healing ring redundancy. The switches' rugged construction meets all standards for industrial Ethernet, making them suitable for applications where EMI interference, shock, vibration and temperature might otherwise cause concern. **As an authorized Hirschmann reseller, we can bid on RFQs for any Hirschmann part numbers. Contact us to request a non-obligatory quote.**

MS20-0800SAAE	Hirschmann MICE Backplane 2 Slots	1088.01
MS20-1600SAAE	Hirschmann MICE Backplane 4 Slots	1966.71
MS30-1602SAAE	Hirschmann MICE Backplane 4 10/100 Slots 1 Gig Slot	2440.25
MB-2T	Hirschmann 2 Slot Expansion Backplane for MS3124-4	201.02
MM2-4TX1	Hirschmann 4 10/100 Mbps RJ45 Ports	326.40
MM2-4FXM3	Hirschmann 4 100 Mbps Multimode MT-RJ Ports	1212.35
MM2-2FXM2	Hirschmann 2 100 Mbps Multimode SC Ports	652.81
MM2-2FXS2	Hirschmann 2 100 Mbps Single mode SC Ports	1336.70
MM2-2FXM3/2TX1	Hirschmann 2 10/100 Mbps RJ45s plus 2 100 Mbps Multimode MT-RJ Ports	769.90

Hirschmann 100 Mbps 24 VDC 8 Port DIN Rail Auto-negotiating Switch (8 Shielded RJ45 Ports)

The RS2-TX Rail switch provides a fast, easy and cost-effective solution for configuring small Fast Ethernet networks. Features eight auto-negotiating twisted pair ports with shielded RJ45 connectors. The 24V operating voltage is supplied via a plug-in terminal block which can be configured for redundancy. Integrated LEDs display device and network status for fast on-site troubleshooting. **As an authorized Hirschmann reseller, we can bid on RFQs for any Hirschmann part numbers. Contact us to request a non-obligatory quote.**

RS2-TX	Hirschmann DIN Rail 10/100Base-TX Switch	507.74
--------	--	--------

Hirschmann Eagle Series Industrial Firewall System

The Hirschmann Eagle series security firewalls provide secure access to and from your Ethernet network. These IP Routers feature one trusted port and one untrusted port to control user access to critical network services such as servers and PCs. Security features include NAT, PPOE, PPTP, APR limiter MAC filtering and Kaspersky anti virus engine. These routers are powered by an external 24V DC power supply (sold separately) and are IP20 rated for harsh environments. **As an authorized Hirschmann reseller, we can bid on RFQs for any Hirschmann part numbers. Contact us to request a non-obligatory quote.**

EAGLE-1TX-1TX	Hirschmann Eagle Firewall System 1 RJ45 Trusted, 1 RJ45 Untrusted	1652.74
EAGLE-1TX-1FX	Hirschmann Eagle Firewall System 1 SC MM Trusted, 1 RJ45 Untrusted	1859.98

Hirschmann 10/100TX Industrial Compact Fast Ethernet Rail Switches

Hirschmann Industrial Compact Switches provide the industrial customer with a cost effective way to add Ethernet connectivity on the factory floor. The Hirschmann Industrial line features rugged metal enclosures and DIN Rail mounting. The switches also feature redundant 24 VDC inputs and an open relay contact to facilitate connection to PLCs, allowing reaction to malfunction or process control alarms. The FX switches feature the extended range of fiber optic cabling via an integrated multimode fiber optic port. The fiber port can be used to create a fiber optic backbone to a central control room. **As an authorized Hirschmann reseller, we can bid on RFQs for any Hirschmann part numbers. Contact us to request a non-obligatory quote.**

RS2-5TX	Hirschmann Industrial Switch 10/100 Mbps 5-Port RJ45	409.28
RS2-5TX/FX	Hirschmann Industrial Switch 10/100 Mbps 4 RJ45s + 1 Multimode MT-RJ	531.57

Hirschmann Unmanaged SPIDER 10/100TX Fast Ethernet Rail Switches

The Hirschmann SPIDER unmanaged Industrial Ethernet Rail Switches are the perfect small form factor solution for your industrial Ethernet connectivity needs. Each switch features store and forward operation which stops corrupt packets from entering your network and five RJ45 10/100Base-TX Ethernet (10 Mbit/s) and Fast-Ethernet (100 Mbit/s) Ports, which support auto-crossing, auto-negotiation, and auto-polarity. The SPIDER family utilizes a 24V DC power source (sold separately) and is DIN rail mountable. **As an authorized Hirschmann reseller, we can bid on RFQs for any Hirschmann part numbers. Contact us to request a non-obligatory quote.**

SWTC-SPIDER3TX	Hirschmann Unmanaged SPIDER 3 Port 10/100 Ethernet Rail Switch	103.62
SWTC-SPDR4TX1FX	Hirschmann Unmanaged SPIDER 4 Port 10/100 1 Port 100FX Ethernet Rail Switch	217.60
SWTC-SPIDER5TX	Hirschmann Unmanaged SPIDER 5 Port 10/100 Ethernet Rail Switch	155.43

Hirschmann 10 Mbps 24 VDC 4 Port DIN Rail Hub (4 Shielded RJ45 Ports)

The Rail Hub RH1-TP is the perfect choice and cost-effective expansion of industrial networks. This unit has four twisted pair ports and can be easily fixed on a standard DIN Rail without any further configuration. The 24 VDC operating voltage is supplied through the terminal block and can also be configured for redundancy. Built-in LEDs indicate collisions, link status, power failure and data receipt for on-site diagnostics. **As an authorized Hirschmann reseller, we can bid on RFQs for any Hirschmann part numbers. Contact us to request a non-obligatory quote.**

RH1-TP	Hirschmann 4 Port DIN Rail Hub (4 10Base-T Ports)	365.78
--------	---	--------

Hirschmann 24 VDC DIN Rail Power Supply

As an authorized Hirschmann reseller, we can bid on RFQs for any Hirschmann part numbers. Contact us to request a non-obligatory quote.

RPS30	Hirschmann 24 VDC DIN Rail Power Supply, 1.3A	139.89
RPS80-EEC	Hirschmann 24 VDC DIN Rail Power Supply, 3.4A	225.89
RPS120-EEC	Hirschmann 24 VDC DIN Rail Power Supply, 5A	378.21

Item #	Description	List Price
--------	-------------	------------

L-com 10/100TX IES-Series 5, 8 and 16 Port Industrial Fast Ethernet Switches

L-com's IES-Series Industrial Ethernet Switch line offers ease of deployment, cost savings and robust switching. These rugged industrial Ethernet switches feature auto-negotiating 10/100 RJ45 ports as well as easy to read system status LEDs. These switches are powered by an external 24V DC power supply (sold separately) and feature standard 35mm DIN rail mounting brackets. The IES-Series switches are unmanaged and can be installed in minutes providing industrial network connectivity for myriad applications including industrial automation, factory automation, process control networking and energy network connectivity.

IES-2205	L-com IES-Series 5 Port 10/100TX Industrial Ethernet Switch	122.27
IES-2208	L-com IES-Series 8 Port 10/100TX Industrial Ethernet Switch	184.44
IES-2216	L-com IES-Series 16 Port 10/100TX Industrial Ethernet Switch	443.49



IES-2205 IES-2208

L-com 10/100TX +2 Port 100FX IES-2206 Series Industrial Fast Ethernet Switches

The IES-2206 Series Industrial Ethernet Switches feature four 10/100TX RJ45 ports and two fiber SC ports supporting Ethernet IP communications at 100Mbps. These easy to install DIN rail mountable industrial Ethernet switches are perfect for applications where IP enabled devices require networked communications. The rugged switches can be mounted to standard 35mm DIN rail and are powered by a 24V DC power supply (sold separately). Easy to read LEDs provide at-a-glance system monitoring.

IES-2206-M2	L-com IES-2206 4 Port 10/100TX, 2 Port 100FX SC MM 2km	225.89
IES-2206-S20	L-com IES-2206 4 Port 10/100TX, 2 Port 100FX SC SM 20km	256.98
IES-2206-S40	L-com IES-2206 4 Port 10/100TX, 2 Port 100FX SC SM 40km	298.43
IES-2206-S60	L-com IES-2206 4 Port 10/100TX, 2 Port 100FX SC SM 60km	567.84
IES-2206-S80	L-com IES-2206 4 Port 10/100TX, 2 Port 100FX SC SM 80km	961.59



IES-2216

L-com 10/100TX +2 Port 100FX IES-2210 Series Industrial Fast Ethernet Switches

L-com's IES-2210 series Industrial Ethernet Switches feature eight 10/100TX RJ45 ports and two fiber SC ports supporting Ethernet IP communications at 100Mbps. These easy to install DIN rail mountable industrial Ethernet switches are perfect for applications where IP enabled devices require networked communications. The rugged switches can be mounted to standard 35mm DIN rail and are powered by a 24V DC power supply (sold separately). Easy to read LEDs provide at-a-glance system monitoring. The IES-Series switches are unmanaged and can be installed in minutes providing industrial network connectivity for myriad applications including industrial automation, factory automation, process control networking and energy network connectivity.

IES-2210-M2	L-com IES-2210 8 Port 10/100TX, 2 Port 100FX SC MM 2km	381.32
IES-2210-S20	L-com IES-2210 8 Port 10/100TX, 2 Port 100FX SC SM 20km	433.13
IES-2210-S40	L-com IES-2210 8 Port 10/100TX, 2 Port 100FX SC SM 40km	474.58
IES-2210-S60	L-com IES-2210 8 Port 10/100TX, 2 Port 100FX SC SM 60km	723.27
IES-2210-S80	L-com IES-2210 8 Port 10/100TX, 2 Port 100FX SC SM 80km	1117.02



IES-2206 IES-2210

L-com 10/100TX +4 Port 100FX IES-2220 Series Industrial Fast Ethernet Switches

IES-2220 series Industrial Ethernet Switches are perfect for applications where IP enabled devices require networked communications. The rugged switches can be mounted to standard 35mm DIN rail and are powered by a 24V DC power supply (sold separately). Easy to read LEDs provide at-a-glance system monitoring. These IES-Series switches are unmanaged and can be installed in minutes providing industrial network connectivity for myriad applications including industrial automation, factory automation, process control networking and energy network connectivity.

IES-2220-M2	L-com IES-2220 16 Port 10/100TX, 4 Port 100FX SC MM 2km	764.72
IES-2220-S20	L-com IES-2220 16 Port 10/100TX, 4 Port 100FX SC SM 20km	785.44
IES-2220-S40	L-com IES-2220 16 Port 10/100TX, 4 Port 100FX SC SM 40km	857.97
IES-2220-S60	L-com IES-2220 16 Port 10/100TX, 4 Port 100FX SC SM 60km	1127.39
IES-2220-S80	L-com IES-2220 16 Port 10/100TX, 4 Port 100FX SC SM 80km	1397.83



IES-2220

24 Volt DC DIN Rail Mount Power Supplies

The LCPS series of power supplies provide a cost effective and reliable 24V DC power source for L-com's line of industrial Ethernet switches and media converters. These units can be installed on any standard 35mm DIN Rail and are NEC Class 2/LPS compliant. They also provide protection against short circuits, overloads and over voltages.

LCPS-4024	DIN Rail Mount Power Supply 24V DC 40W (1.6A)	81.86
LCPS-6024	DIN Rail Mount Power Supply 24V DC 60W (2.5A)	93.26






LCPS-4024



LCPS-6024

IES Series Industrial Ethernet Switches

<p>DIN Rail Mounting</p> 	<p>Dual Power Input Plus Relay</p> 	<p>Ribbed Aluminum Heat Sink Case</p> 
---	---	---

- 10Base-T/100Base-TX Full/Half Duplex support
- MDI-MDI-X support
- Broadcast Storm protection
- Redundant power inputs
- Fan-less design
- DIN Rail mounting
- MAC Address Table Size: 1K
- Forwarding Rate: 148,800pps
- Operating Temp: -40°C to +70°C
- Relay output option for visual or audible alarms

Item #	Description	List Price
--------	-------------	------------

EtherWAN 10/100TX PoE Switches -Web Based Management

EtherWAN's EX17000 series PoE 10/100BASE Fast Ethernet Web-Smart PoE Ethernet Switches are designed to operate in the small or medium network environment to provide power to PoE driven devices, such as PoE IP cameras. These PoE switches may be desktop or rack mounted and all ports support IEEE802.3af Power over Ethernet (PoE) Power Sourcing Equipment (PSE) and can detect an IEEE802.3af compliant Powered Device (PD). Additionally the EX17000 series switches feature a web browser interface that allows the user to configure IP settings, Port Based VLAN, QoS settings, and more. **As an authorized EtherWAN reseller, we can bid on RFQs for any EtherWAN part numbers. Contact us to request a non-obligatory quote.**



EW-EX17008

EW-EX17008	EtherWAN Web Based Managed Industrial Ethernet Switch 8 10/100TX PoE Ports	249.00
EW-EX17016	EtherWAN Web Based Managed Industrial Ethernet Switch 16 10/100TX PoE Ports	413.00
EW-EX17082	EtherWAN Web Based Managed Industrial Ethernet Switch 8 10/100TX PoE Ports + 2GIG SFP Combo	393.00
EW-EX17162	EtherWAN Web Based Managed Industrial Ethernet Switch 16 10/100TX PoE Ports + 2GIG SFP Combo	543.98
EW-EX17242	EtherWAN Web Based Managed Industrial Ethernet Switch 24 10/100TX PoE Ports + 2GIG SFP Combo	855.00

EtherWAN 10/100TX Unmanaged Industrial Fast Ethernet Switches (Some Models Include 100FX Duplex SC Fiber Ports)

The EX42000 & EX43000 series compact Fast Ethernet Switches are equipped with 10/100Base-TX RJ45 ports and multimode or single mode fiber uplink ports. By using standard auto-negotiation and the inclusion of auto-MDIX, EtherWAN provides a cost-effective way of integrating legacy 10Mbps networks with 100Mbps Fast Ethernet networks. The TX ports auto-negotiate for 10/100Mbps speed and auto-detect full or half-duplex mode. EX42000 & EX43000 series switches can be DIN-Rail mounted and are equipped with terminal block power inputs. **As an authorized EtherWAN reseller, we can bid on RFQs for any EtherWAN part numbers. Contact us to request a non-obligatory quote.**



EW-EX42005-00-1-A

EW-EX42005-00-1-A	EtherWAN Unmanaged Industrial Ethernet Switch 5 10/100TX Ports	93.26
EW-EX42014-1A-1-A	EtherWAN Unmanaged Industrial Ethernet Switch 4 10/100TX Ports + 1 100FX, MM, 2Km, SC	191.70
EW-EX42014-2A-1-A	EtherWAN Unmanaged Industrial Ethernet Switch 4 10/100TX Ports + 1 100FX, SM, 20Km, SC	300.50

EtherWAN 10/100TX Managed Industrial Fast Ethernet Switch (Some Models with 1000SX or 1000LX Duplex SC Fiber Ports)

The EX61800 series is designed to operate in harsh environments on the factory floor. The EX61800 functions at temperatures ranging from -10°C to 60°C (14°F to 140°F). The EX61800 will provide flawless communications when you need it most. The EX61800 is a managed switch with the flexibility of eight 10/100 Ethernet ports that may be configured in various combinations of copper and fiber optic interfaces. **As an authorized EtherWAN reseller, we can bid on RFQs for any EtherWAN part numbers. Contact us to request a non-obligatory quote.**



EW-EX61800A-00B

EW-EX61800A-00B	EtherWAN Managed Industrial Ethernet Switch 8 10/100TX Ports	626.88
EW-EX61801A-03B	EtherWAN Managed Industrial Ethernet Switch 8 10/100TX Ports + 1 1000SX, MM, 550M, SC	797.85
EW-EX61801A-04B	EtherWAN Managed Industrial Ethernet Switch 8 10/100TX Ports + 1 1000LX, SM, 10Km, SC	875.57
EW-EX61802A-03B	EtherWAN Managed Industrial Ethernet Switch 8 10/100TX Ports + 2 1000SX, MM, 550M, SC	968.83
EW-EX61802A-04B	EtherWAN Managed Industrial Ethernet Switch 8 10/100TX Ports + 2 1000LX, SM, 10Km, SC	1119.08

EtherWAN 10/100TX Unmanaged NEMA Hardened Fast Ethernet Switch (-40°C to +75°C)

The EX94000 Unmanaged NEMA Hardened Fast Ethernet Switch is designed to function at temperatures ranging from -40°C to 75°C (-40°F to 167°F) and tested for functional operation up to 85°C (185°F). Equipped with 10/100Base-TX RJ45 ports and multimode or single mode fiber uplink ports, they may be DIN rail, panel or rack mounted. The EX94000 series comes with power options to match the applications that require a tough, environmentally hardened product. Complies with NEMA TS1 & TS2 environmental requirements for traffic control equipment, complies with IEC61000-6-2 EMC generic standard immunity for Industrial environment ISA 12.12.01 (UL1604) Class I, and Division 2 Classified for use in hazardous locations (applicable to versions with DC Terminal Block power option). The variable power terminal block input can support voltages ranging from 12 to 48 VDC. **As an authorized EtherWAN reseller, we can bid on RFQs for any EtherWAN part numbers. Contact us to request a non-obligatory quote.**



EW-EX94008-00-1-A

EW-EX94008-00-1-A	EtherWAN Unmanaged NEMA Hardened Ethernet Switch 8 10/100TX Ports	259.03
-------------------	---	--------

EtherWAN 10/100TX Managed NEMA Hardened Fast Ethernet Switches (-40°C to +75°C)

The EX71000 series of Managed NEMA Hardened Fast Ethernet Switches are designed to function at temperatures ranging from -40°C to 75°C (-40°F to 167°F) and are tested for functional operation up to 85°C (185°F). Equipped with 10/100Base-TX RJ45 ports and multimode or single mode fiber uplink ports, they may be DIN rail, panel or rack mounted. The EX71000 series comes with power options to match the applications that require a tough, environmentally hardened product. Complies with NEMA TS1 & TS2 environmental requirements for traffic control equipment, complies with IEC61000-6-2 EMC generic standard immunity for Industrial environment ISA 12.12.01 (UL1604) Class I, and Division 2 Classified for use in hazardous locations (applicable to versions with DC Terminal Block power option). The variable power terminal block input can support voltages ranging from 12 to 48 VDC. **As an authorized EtherWAN reseller, we can bid on RFQs for any EtherWAN part numbers. Contact us to request a non-obligatory quote.**



EW-EX71800-00B

EW-EX71800-00B	EtherWAN Managed NEMA Hardened Ethernet Switch 8 10/100TX Ports	803.03
EW-EX71802-01B	EtherWAN Managed NEMA Hardened Ethernet Switch 8 10/100TX Ports + 1 100FX, MM, 2Km, SC	994.73
EW-EX71802-04B	EtherWAN Managed NEMA Hardened Ethernet Switch 8 10/100TX Ports + 1 100FX, SM, 20Km, SC	1378.13

EtherWAN 24V and 48V AC/DC DIN Rail Power Supplies

EtherWAN offers several versions of AC/DC DIN Rail power supplies for providing safety low voltage to its Industrial Ethernet Switch and media converter lines. The EW-24VDC-30 provides 24 VDC power @ 30 watts to connected equipment and the EW-48VDC-120 provides up to 48 volt DC @ 120 Watts. **As an authorized EtherWAN reseller, we can bid on RFQs for any EtherWAN part numbers. Contact us to request a non-obligatory quote.**



EW-48VDC-120

EW-24VDC-30	EtherWAN Unmanaged 24V DC 30 Watt (1.25A) DIN Rail Power Supply	81.86
EW-24VDC-60	EtherWAN Unmanaged 24V DC 60 Watt (2.5A) DIN Rail Power Supply	129.53
EW-24VDC-75	EtherWAN Unmanaged 24V DC 75 Watt (3A) DIN Rail Power Supply	176.15
EW-48VDC-75	EtherWAN Unmanaged 48V DC 75 Watt (1.5A) DIN Rail Power Supply	176.15
EW-48VDC-120	EtherWAN Unmanaged 48V DC 120 (2.5A) Watt DIN Rail Power Supply	195.84

Item #	Description	List Price
--------	-------------	------------

NETGEAR® ReadyNAS 100 Series - Network Storage Servers (Home)

NETGEAR's Ready NAS 100 Series is designed to service between 1-5 simultaneous users. The ReadyNAS 100 is an ideal desktop storage and media server solution for the home as it provides an easy way to centralize access and share your digital world, including, but not limited to, photographs, video clips, songs, web sites, and text messages.

Much more than just simple storage for all your information, every ReadyNAS features unprecedented protection of your files, the ability to manage stored data from any web enabled device and a library of add-ons that allow you to do more with your storage than you ever thought possible. Every networked attached storage (NAS) device from NETGEAR runs on the revolutionary ReadyNAS operating system. Designed with ease-of-use in mind, new devices are discovered automatically through the cloud and feature a sleek, modern interface. Also, stored data is protected not only with automatic RAID configuration, but this ReadyNAS is the first to offer home users the continuous data protection of unlimited snapshots along with real-time anti-virus and native encryption. In addition to the confidence of knowing data is secure from virtually any threat, ReadyNAS features remote access innovations, seamless cloud-based file synchronization (ReadyDROP) and the ability to backup data from your Mac anywhere in the world when using Apple Time Machine®. Detailed specifications can be found at L-com.com. **As an authorized NETGEAR reseller, we can bid on RFQs for any NETGEAR part numbers. Contact us to request a non-obligatory quote.**

RN10200-100NAS	NETGEAR ReadyNAS 102 2-Bay, Diskless	298.43
RN10400-100NAS	NETGEAR ReadyNAS 104 4-Bay, Diskless	525.35
RN10211D-100NAS	NETGEAR ReadyNAS 102 2-Bay, 1x1TB Desktop Drive	419.66
RN10421D-100NAS	NETGEAR ReadyNAS 104 4-Bay, 2x1TB Desktop Drive	751.25



RN10400-100NAS

NETGEAR® ReadyNAS 300 Series - Network Storage Servers (Business Class/Small Office)

NETGEAR's ReadyNAS 300 series is designed to service between 5-25 simultaneous users, the ReadyNAS 300 is an ideal desktop storage solution for small offices. Application data, virtual images, client files, email, etc, the types of data central to running a successful business can seem endless. With ReadyNAS you finally have an advanced and easy-to use solution for centralizing, securing and controlling access to your digital assets. More than just simple unified (NAS and SAN) storage for your company, ReadyNAS allows you to do more than you ever thought you could afford by pairing the latest in performance with innovative efficiency technologies such as unlimited snapshots, thin provisioning and cloud-managed replication.

Every networked attached storage (NAS) device from NETGEAR runs on the revolutionary ReadyNAS operating system. This custom-built OS protects stored data not only with XRAID2 automatic expansion, but is the first desktop NAS for the SMB to feature the continuous data protection of unlimited snapshots along with real-time anti-virus and native encryption. Designed specifically for the unique needs of small business users, ReadyNAS devices utilize proprietary ReadyCLOUD technology for cloud-based discovery, provisioning and even ongoing management. In addition, these new devices are virtualization-ready with iSCSI support, thin provisioning capability and certification with VMware and Microsoft. Detailed specifications can be found at L-com.com. **As an authorized NETGEAR reseller, we can bid on RFQs for any NETGEAR part numbers. Contact us to request a non-obligatory quote.**

RN31200-100NAS	NETGEAR ReadyNAS 312, 2-Bay, Diskless	675.60
RN31400-100NAS	NETGEAR ReadyNAS 314, 4-Bay Diskless	937.76
RN31600-100NAS	NETGEAR ReadyNAS 316, 6-Bay Diskless	1188.52
RN31211D-100NAS	NETGEAR ReadyNAS 312, 2-Bay, 1x1TB Desktop Drive	784.40
RN31421D-100NAS	NETGEAR ReadyNAS 314, 4-Bay, 2x1TB Desktop Drive	1178.16
RN31661D-100NAS	NETGEAR ReadyNAS 316, 6-Bay, 6x1TB Desktop Drive	1874.49



RN31200-100NAS

NETGEAR® ReadyNAS 500 Series - Network Storage Servers (Business Class/Small Office)

NETGEAR's ReadyNAS 500 series is designed to service between 25 - 250 simultaneous users, the ReadyNAS 500 is an ideal desktop storage solution for a small or medium size business. Application data, virtual images, client files, email, etc., the types of data central to running a successful business can seem endless. With ReadyNAS you finally have an advanced and easy-to use solution for centralizing, securing and controlling access to your digital assets. Much more than just simple unified (NAS and SAN) storage for your company, ReadyNAS allows you to do more than you ever thought you could afford by pairing the latest in performance with innovative efficiency technologies such as unlimited snapshots, thin provisioning and cloud-managed replication.

Every networked attached storage (NAS) device from NETGEAR runs on the revolutionary ReadyNAS operating system. This custom-built OS protects stored data not only with XRAID2 automatic expansion, but is the first desktop NAS for the SMB to feature the continuous data protection of unlimited snapshots along with real-time anti-virus and native encryption. Designed specifically for the unique needs of small business users, ReadyNAS devices utilize proprietary ReadyCLOUD technology for cloud-based discovery, provisioning and even ongoing management. In addition, these new devices are virtualization-ready with iSCSI support, thin provisioning capability and certification with VMware and Microsoft. Detailed specifications can be found at L-com.com. **As an authorized NETGEAR reseller, we can bid on RFQs for any NETGEAR part numbers. Contact us to request a non-obligatory quote.**

RN51600-100NAS	NETGEAR ReadyNAS 516, 6-Bay Diskless	1894.17
RN51661E-100NAS	NETGEAR ReadyNAS 516, 6-Bay, 6x1TB Enterprise Drive	2867.17
RN51662E-100NAS	NETGEAR ReadyNAS 516, 6-Bay, 6x4TB Enterprise Drive	3802.85



RN31400-100NAS

NETGEAR® ReadyNAS EDA500 - Expand the Capacity of your ReadyNAS 300 or ReadyNAS 500 Device

EDA500-100NAS	NETGEAR ReadyNAS Expansion Chassis, 5-Bay Diskless	737.77
---------------	--	--------



RN51662E-100NAS

NETGEAR® ReadyNAS 2120 Series - Network Storage Servers (Rack Mount Business Class/Small Office)

NETGEAR's ReadyNAS 2120 series is designed to service between 5-25 simultaneous users, the ReadyNAS 2120 is an ideal rack mount storage solution for small offices. Application data, virtual images, client files, email, etc, the types of data central to running a successful business can seem endless. With ReadyNAS you finally have an advanced and easy-to use solution for centralizing, securing and controlling access to your digital assets. More than just simple unified (NAS and SAN) storage for your company, ReadyNAS allows you to do more than you ever thought you could afford by pairing the latest in performance with innovative efficiency technologies such as unlimited snapshots, thin provisioning and cloud-managed replication.

Every networked attached storage (NAS) device from NETGEAR runs on the revolutionary ReadyNAS operating system. This custom-built OS protects stored data not only with XRAID2 automatic expansion, but is the first desktop NAS for the SMB to feature the continuous data protection of unlimited snapshots along with real-time anti-virus and native encryption. Designed specifically for the unique needs of small business users, ReadyNAS devices utilize proprietary ReadyCLOUD technology for cloud-based discovery, provisioning and even ongoing management. In addition, these new devices are virtualization-ready with iSCSI support, thin provisioning capability and certification with VMware and Microsoft. Detailed specifications can be found at L-com.com. **As an authorized NETGEAR reseller, we can bid on RFQs for any NETGEAR part numbers. Contact us to request a non-obligatory quote.**

RN2120-100NAS	NETGEAR ReadyNAS 2120, 1U, 4-Bay Diskless	1822.68
RN21241D-100NAS	NETGEAR ReadyNAS 2120, 1U, 4-Bay, 4x1TB Desktop Drive	2271.35
RN21242D-100NAS	NETGEAR ReadyNAS 2120, 1U, 4-Bay, 4x2TB Desktop Drive	2458.90



EDA500-100NAS



RN2120-100NAS



Security / Surveillance Tutorial

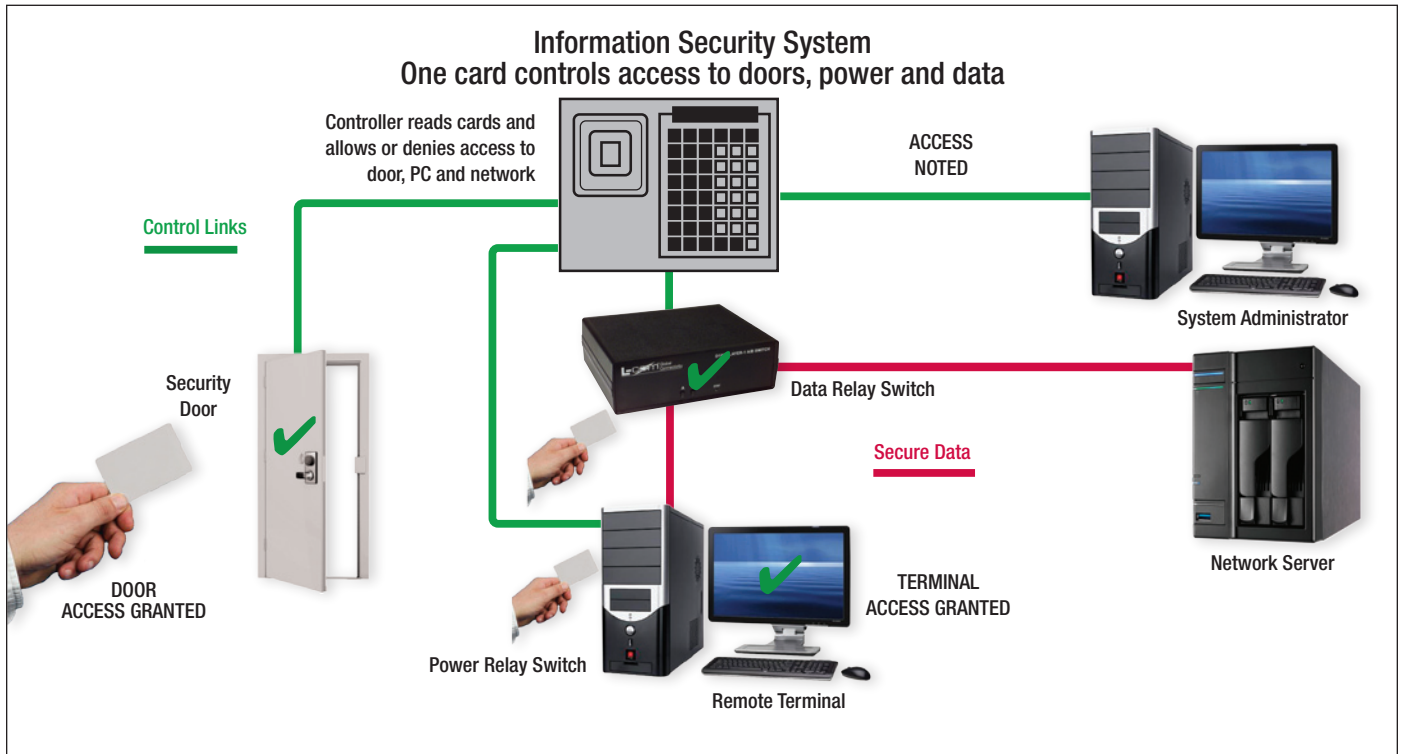
Physical Layer Air Gap Network Switch Overview Air-Gap Network Switches = Secure Hardware Access Control

Unauthorized access to private networks presents the greatest security threat to any organization that deals in sensitive or classified data. Theft of classified information and trade secrets, corruption of data and unauthorized control of automated systems relentlessly challenge security officers and network administrators.

Hardware security centers on the control of the wired and wireless connections at the edges of

networks and systems that tie their elements together. These solutions are air-gap switches that open and close those connections. Whether the switches are controlled manually or automatically, their points of connection to the systems and networks they protect are managed with the absolute assurance of hardware that cannot be breached by unauthorized personnel through the communications channel that passes through the switch.

Hardware security solutions are traditionally applied to the control of physical spaces like buildings, laboratories and data centers. Card and key fob credentials are commonly used to gain access to those spaces. The same credentials can be used to control access to electronic and optical data streams when specialized hardware is integrated with an air gap network switch.



Optional Product Features

Ethernet IP Access/Control



Allows IP access to an Ethernet network for monitoring and control

Serial Access/Control



Allows RS232 serial access for monitoring and control

Latching or Non-Latching



Non-Latching versions provide automatic fail-over to the default port A to C connection state when power fails or is removed

Item #	Description	List Price
--------	-------------	------------

L-com Category 6 A/B Physical Layer Air Gap Network Switch Boxes

L-com's Category 6 A/B Network Switches are a physical layer hardware solution which supports a variety of applications including secure or simple desktop network resource sharing, disaster recovery, network access control, and auto fail-back. These switch boxes feature a unique relay technology that supports the switching mechanism. Additionally, all units incorporate technology that enables these switch boxes to operate independent of data rates, protocol and formats. This allows them to pass 10/100/1000Mbps, 10Gbps, and other future, high speed data rates. Non-latching or latching relay configurations are available. The non-latching units provide automatic fail-over to the default Port A to C connection state when power fails or is removed. Latching relays provide the benefit of maintaining the flow of data between the connected devices even when power is removed. **Note:** The Ethernet models may be controlled via telnet, web browser or SNMP. Ships with a universal 12V DC power supply with four different style country plugs.

L-com Category 6 A/B Physical Layer Air Gap Network Switch Boxes (RJ45 Ports)

LC-SNSW-C6-L	L-com Cat6 A/B Network Switch - Latching	363.40
LC-SNSW-C6	L-com Cat6 A/B Network Switch - Non-Latching	363.40
LC-SNSW-C6-LSC	L-com Cat6 A/B Network Switch with Serial Control - Latching	391.68
LC-SNSW-C6-SC	L-com Cat6 A/B Network Switch with Serial Control - Non-Latching	391.68
LC-SNSW-C6-LEC	L-com Cat6 A/B Network Switch with Ethernet Control - Latching	505.92
LC-SNSW-C6-EC	L-com Cat6 A/B Network Switch with Ethernet Control - Non-Latching	505.92

L-com Fiber Optic A/B Physical Layer Air Gap Network Switch Boxes (Multimode and Single mode)

L-com's fiber optic A/B Network Switches support a variety of switching, or access and control applications all in a compact desktop enclosure. These applications include disaster recovery, air gapped network access control, desktop switching, and secure switching. The fiber optic switch boxes utilize special optical switching mechanisms that redirect the light beams between selected ports. There is no optical-to-electrical-to-optical conversion needed. Because of this, these switches are able to support any data rate, format, or protocol that can be sent over fiber optic cables that are attached to the switch. The multimode fiber switch models support any/all wavelengths from 800 to 1600nm, while the single mode fiber switches support 1310 and 1550nm wavelengths. Non-latching or latching relay configurations are available. The non-latching units provide automatic fail-over to the default Port A to C connection state when power fails or is removed. Latching versions provide the benefit of maintaining the flow of data between the connected devices even when power is removed. **Note:** The Ethernet models may be controlled via telnet, web browser or SNMP. Ships with a universal 12V DC power supply with four different style country plugs.

L-com Multimode Fiber A/B Physical Layer Air Gap Network Switch Boxes (Duplex SC Connectors)

LC-SNSW-FMMSCL	L-com Multimode SC Fiber A/B Switch - Latching	823.62
LC-SNSW-FMMSWC	L-com Multimode SC Fiber A/B Switch - Non-Latching	823.62
LC-SNSW-FMMSCLSC	L-com Multimode SC Fiber A/B Switch with Serial Control - Latching	851.91
LC-SNSW-FMMSWCSC	L-com Multimode SC Fiber A/B Switch with Serial Control - Non-Latching	851.91
LC-SNSW-FMMSCL-EC	L-com Multimode SC Fiber A/B Switch with Ethernet Control - Latching	961.80
LC-SNSW-FMMSWC-EC	L-com Multimode SC Fiber A/B Switch with Ethernet Control - Non-Latching	961.80

L-com Multimode Fiber A/B Physical Layer Air Gap Network Switch Boxes (Duplex ST Connectors)

LC-SNSW-FMMST-L	L-com Multimode ST Fiber A/B Switch - Latching	823.62
LC-SNSW-FMMST-WC	L-com Multimode ST Fiber A/B Switch - Non-Latching	823.62
LC-SNSW-FMMST-LSC	L-com Multimode ST Fiber A/B Switch with Serial Control - Latching	851.91
LC-SNSW-FMMST-WCSC	L-com Multimode ST Fiber A/B Switch with Serial Control - Non-Latching	851.91
LC-SNSW-FMMST-L-EC	L-com Multimode ST Fiber A/B Switch with Ethernet Control - Latching	961.80
LC-SNSW-FMMST-WC-EC	L-com Multimode ST Fiber A/B Switch with Ethernet Control - Non-Latching	961.80

L-com Multimode Fiber A/B Physical Layer Air Gap Network Switch Boxes (Duplex LC Connectors)

LC-SNSW-FMMLC-L	L-com Multimode LC Fiber A/B Switch - Latching	1027.08
LC-SNSW-FMMLC-WC	L-com Multimode LC Fiber A/B Switch - Non-Latching	1027.08
LC-SNSW-FMMLC-LSC	L-com Multimode LC Fiber A/B Switch with Serial Control - Latching	1054.28
LC-SNSW-FMMLC-WCSC	L-com Multimode LC Fiber A/B Switch with Serial Control - Non-Latching	1054.28
LC-SNSW-FMMLC-L-EC	L-com Multimode LC Fiber A/B Switch with Ethernet Control - Latching	1165.26
LC-SNSW-FMMLC-WC-EC	L-com Multimode LC Fiber A/B Switch with Ethernet Control - Non-Latching	1165.26

L-com Single mode Fiber A/B Physical Layer Air Gap Network Switch Boxes (Duplex SC Connectors)


LC-SNSW-FSMSC-L	L-com Single mode SC Fiber A/B Switch - Latching	1284.94
LC-SNSW-FSMSC-WC	L-com Single mode SC Fiber A/B Switch - Non-Latching	1284.94
LC-SNSW-FSMSC-LSC	L-com Single mode SC Fiber A/B Switch with Serial Control - Latching	1312.14
LC-SNSW-FSMSC-WCSC	L-com Single mode SC Fiber A/B Switch with Serial Control - Non-Latching	1312.14
LC-SNSW-FSMSC-L-EC	L-com Single mode SC Fiber A/B Switch with Ethernet Control - Latching	1426.38
LC-SNSW-FSMSC-WC-EC	L-com Single mode SC Fiber A/B Switch with Ethernet Control - Non-Latching	1426.38

L-com Single mode Fiber A/B Physical Layer Air Gap Network Switch Boxes (Duplex ST Connectors)

LC-SNSW-FSMST-L	L-com Single mode ST Fiber A/B Switch - Latching	1284.94
LC-SNSW-FSMST-WC	L-com Single mode ST Fiber A/B Switch - Non-Latching	1284.94
LC-SNSW-FSMST-LSC	L-com Single mode ST Fiber A/B Switch with Serial Control - Latching	1312.14
LC-SNSW-FSMST-WCSC	L-com Single mode ST Fiber A/B Switch with Serial Control - Non-Latching	1312.14
LC-SNSW-FSMST-L-EC	L-com Single mode ST Fiber A/B Switch with Ethernet Control - Latching	1426.38
LC-SNSW-FSMST-WC-EC	L-com Single mode ST Fiber A/B Switch with Ethernet Control - Non-Latching	1426.38

L-com Single mode Fiber A/B Physical Layer Air Gap Network Switch Boxes (Duplex LC Connectors)

LC-SNSW-FSMLC-L	L-com Single mode LC Fiber A/B Switch - Latching	1487.31
LC-SNSW-FSMLC-WC	L-com Single mode LC Fiber A/B Switch - Non-Latching	1487.31
LC-SNSW-FSMLC-LSC	L-com Single mode LC Fiber A/B Switch with Serial Control - Latching	1514.51
LC-SNSW-FSMLC-WCSC	L-com Single mode LC Fiber A/B Switch with Serial Control - Non-Latching	1514.51
LC-SNSW-FSMLC-L-EC	L-com Single mode LC Fiber A/B Switch with Ethernet Control - Latching	1625.49
LC-SNSW-FSMLC-WC-EC	L-com Single mode LC Fiber A/B Switch with Ethernet Control - Non-Latching	1625.49





Security / Surveillance Tutorial

Security surveillance equipment, more commonly referred to as CCTV (closed circuit television) equipment, is not just for large corporations and municipalities anymore. Changes in technology and the market have made CCTV more affordable than ever allowing consumers and small businesses to benefit from the additional layer of security provided by being able to record activities in their buildings and properties. This tutorial will provide an overview of the most common options available and how to choose what is best for you.

Camera Styles

The style of a camera refers to the shape and mounting options of a CCTV camera. The most common camera styles are dome, bullet, box, PTZ, and covert.



DOME CAMERAS

Dome cameras are becoming increasingly popular due to their ability to blend in with their surroundings. These cameras are used in residential applications as well as public places such as convenience stores, offices, and lobbies. Though they can be mounted to a wall, they are usually mounted on the ceiling.



BULLET CAMERAS

Bullet cameras are encased in cylindrical usually weather resistant housings. Their size, cost and integrated design make them a great choice for home and also for outdoor installations.



BOX CAMERAS

Box cameras can be used with or without a housing. In most instances, they are used with a housing and bracket unit for outdoor areas such as parking lots and entry gates. Lenses are purchased separately offering greater flexibility.



PTZ CAMERAS

PTZ cameras are more expensive but offer the operator more control with remote pan / tilt / zoom. They are used primarily when an operator is actively monitoring an area and needs to manipulate the camera. They are popular in department stores, government buildings, and casinos.



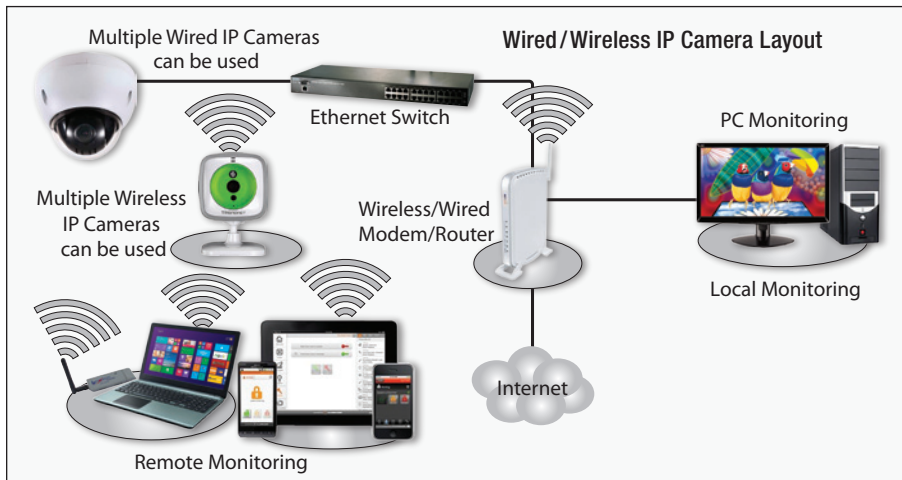
COVERT / SPY CAMERAS

Covert or spy cameras are designed for discreet installations. They are commonly referred to as a nanny cam. Used frequently by private investigators, or concerned parents, they effectively capture video without others being aware.

Wired vs Wireless

Wired Surveillance

A wired CCTV system requires the cameras to be physically connected to your monitor, computer or DVR via a cable. The optimal choice for a camera security system is wired. Wired systems are more cost effective, provide the highest quality video, and no signal interruption. L-com currently offers both IP Based Cat5e (or better) standalone cameras as well as DVR all-in-one kits that utilize coax cabling.



Wireless IP Surveillance

A wireless CCTV system typically uses the 2.4GHz frequency to transmit signals through your LAN (Local Area Network) to your computer. Most wireless CCTV cameras have some range limitations with clear line of sight transmission requirements. Wall thickness and other interference may decrease this distance. Wireless IP cameras offer greater flexibility when placing your camera, and require no long cable runs. However most still require the use of an AC adapter.

Item #	Description	List Price
--------	-------------	------------

TRENDnet Wireless 802.11bgn Day/Night Internet Camera

TRENDnet's TV-IP743SIC Wireless Camera allows you to view the video feed from any internet connection. After a brief installation, simply open a web browser or app to view live video on your mobile devices, tablets and computers. TRENDnet's free CloudView app brings live video to Apple and Android mobile devices. With a built in microphone and speaker, and the ability to record clearly in complete darkness up to 16 feet (5 meters), you will always know what is going on in the room. Set up motion and sound detection to receive video clips via email.

TV-IP743SIC	TRENDnet Wireless 802.11bgn Day/Night Internet Camera	119.16
-------------	---	--------



TV-IP743SIC

Vonnic Full HD 1080p Weather Proof (IP66) Network IP PTZ Camera

The VIPPTZ42212S-HN 1080p camera provides 1/2.8" 2 Megapixel Exmor CMOS, 1080p, 12x Optical Zoom, 16x Digital Zoom, dual-streams encoding, DWDR, Day/Night (ICR), DNR (2D&3D), Auto iris, Auto focus, AWB, AGC and BLC. Max 300 °/s pan speed and is Weather Proof IP66. **As an authorized Vonnic reseller, we can bid on RFQs for any Vonnic part numbers. Contact us to request a non-obligatory quote.**

VIPPTZ42212S-HN	Vonnic 1080p Pan Tilt Zoom IP66 Outdoor Vandal Proof (IK10) IP Camera	699.43
-----------------	---	--------



VIPPTZ42212S-HN

Vonnic 960H 700TV Line Indoor Camera

The Vonnic VCD5251W 960H camera is a simple, low cost dome camera that would be perfect for ceiling mounting in an office or warehouse setting. This camera is easy to set up and is designed for daytime and night time operation. **As an authorized Vonnic reseller, we can bid on RFQs for any Vonnic part numbers. Contact us to request a non-obligatory quote.**

VCD5251W	Vonnic 960H 700TV Line Indoor Camera	92.22
----------	--------------------------------------	-------



VCD5251W

Vonnic 850TV Line IP66 Outdoor IR Camera

The Vonnic VCD5160B 850TV line outdoor camera provides a low cost, rugged outdoor camera that is perfect for dark lots or entry ways. The 36 IR LEDs allow this camera to see perfectly at night, but not alerting anyone in the area with a tell-tale visible light. This fixed lens camera easily mounts to ceilings or walls and with its rugged IP66 aluminum housing, it can keep working even in poor weather. **As an authorized Vonnic reseller, we can bid on RFQs for any Vonnic part numbers. Contact us to request a non-obligatory quote.**

VCD5160B	Vonnic 850TV Line IP66 Outdoor IR Camera	72.53
----------	--	-------



VCD5160B

Vonnic 960H 700TV Line Outdoor Pan Tilt Zoom Camera

The Vonnic VCP709W 960H pan tilt zoom camera is a simple to use solution for those that require a PTZ system, but do not need many of the other features that typically come with high end cameras. This camera provides 360 degrees of coverage and a 12x zoom, easily controlled via RS485. With 16 preset pattern tours, this camera allows a large open area to be watched without having to set up multiple cameras. **As an authorized Vonnic reseller, we can bid on RFQs for any Vonnic part numbers. Contact us to request a non-obligatory quote.**

VCP709W	Vonnic 960H 700TV Line Outdoor Pan Tilt Zoom Camera	326.40
---------	---	--------



VCP709W

Vonnic DVR All in One Kit Surveillance Systems

These all in one kits provide a hierarchy of options to fill most basic surveillance needs. With resolutions from 1024x768 up to 2560x1920 and storage options starting at a 500GB pre-installed hard drive, and up to a 4TB maximum capacity on some models, these Vonnic kits can fill a wide spread of needs. More kit options are available, contact us to learn more.

Vonnic Surveillance Systems 4 Channel DVR with 4 CMOS Cameras (Max Resolution 1024x768)

Capable of real time video display these kits also provide 3 distinct recording modes. Manual/regular continuous, scheduled or motion detection at 30FPS per channel. The DVR uses H.264 compression to maximize HDD recording capacity. Multiple remote viewing options that also includes support for 1 channel viewing on 3G/4G mobile devices (iPhone®, iPad®, Android™, Blackberry®, NOKIA®, Motorola®). More detailed specifications available at L-com.com. **As an authorized Vonnic reseller, we can bid on RFQs for any Vonnic part numbers. Contact us to request a non-obligatory quote.**

VNC-DK4-C2404CM	Vonnic 4CH DVR with 4 CMOS Cameras, no HDD Installed	176.13
VNC-DK4-C2404CM-HD	Vonnic 4CH DVR with 4 CMOS Cameras, 500GB HDD Pre-installed	259.03



VNC-DK4-C2404CM
VNC-DK4-C2404CM-HD

Vonnic Surveillance Systems 8 Channel 960H DVR with 4 CMOS Cameras (Max Resolution 1920x1080)

Capable of real time video display these kits also provide 3 distinct recording modes. Manual/regular continuous, scheduled or motion detection at 30FPS per channel. The DVR uses H.264 compression to maximize HDD recording capacity. Multiple remote viewing options that also includes support for 1 channel viewing on 3G/4G mobile devices (iPhone®, iPad®, Android™, Blackberry®, NOKIA®, Motorola®). More detailed specifications available at L-com.com. **As an authorized Vonnic reseller, we can bid on RFQs for any Vonnic part numbers. Contact us to request a non-obligatory quote.**

DK8-C3804CM	Vonnic 8CH 960H DVR with 4 CMOS Cameras, no HDD Installed	290.14
VGB1090CG	Vonnic 850TV Line Bullet Camera (Same camera included with kit)	45.59



DK8-C3804CM

Vonnic Surveillance Systems 4 Channel 1080P NVR with 4 CMOS IP Cameras (Max Resolution 2560x1920)

Capable of real time video display these kits also provide 3 distinct recording modes. Manual/regular continuous, scheduled or motion detection at 30FPS per channel. The DVR uses H.264 compression to maximize HDD recording capacity. Multiple remote viewing options that also includes support for 1 channel viewing on 3G/4G mobile devices (iPhone®, iPad®, Android™, Blackberry®, NOKIA®, Motorola®). More detailed specifications available at L-com.com. **As an authorized Vonnic reseller, we can bid on RFQs for any Vonnic part numbers. Contact us to request a non-obligatory quote.**

DK4-CIP4104FP	Vonnic 4CH 1080p NVR with 4 CMOS IP Cameras, no HDD Installed	569.91
---------------	---	--------



VGB1090CG



DK4-CIP4104FP

Western Digital Purple (OEM) Surveillance Grade Hard Drive Disks


The WD Purple Surveillance storage is built for 24/7 always-on surveillance in high-definition security systems that use up to eight hard drives and up to 32 cameras. Exclusive AllFrame technology works with ATA streaming to reduce error pixilation and video interruptions that occur when desktop hard drives are incorrectly used as storage in security systems.

VNC-HDWD1TB	Western Digital Purple (OEM) Surveillance Grade Hard Drive Disk 1TB	108.80
VNC-HDWD2TB	Western Digital Purple (OEM) Surveillance Grade Hard Drive Disk 2TB	139.89
VNC-HDWD3TB	Western Digital Purple (OEM) Surveillance Grade Hard Drive Disk 3TB	181.34
VNC-HDWD4TB	Western Digital Purple (OEM) Surveillance Grade Hard Drive Disk 4TB	248.69



VNC-HDWD1TB
VNC-HDWD2TB
VNC-HDWD3TB
VNC-HDWD4TB

Serial Products Tutorial



What is a Serial Converter?

A Serial Converter, sometimes referred to as an Interface converter, allows you to convert between different serial protocols to allow for the interconnectivity of various serial devices.

How is a Serial Converter used?

Serial Converters typically consist of a minimum of two bi-directional interfaces, one each for the different protocols being converted, for RS232 (Full Duplex/Half Duplex) for RS422/423/485 (Half Duplex). These interfaces can consist of any combination of Telephony style Modular Jacks, Terminal Blocks or D-Subs (DB9, DB25). In the case of an RS232 to RS485 Converter, one of the interfaces would be used to handle the RS232 signals while the other is used to handle the RS485 signals.

RS232:

First introduced in 1962, it is a series of standards for serial binary single-ended data and control signals for connecting a DTE (Data Terminal Equipment) (PC) and a DCE (Data Communication Equipment) (Modem).

It uses multi-conductor cabling and can function in half duplex as well as full duplex modes of operation. It was designed for point-to-point connections, (1) DTE & (1) DCE.

The accepted max distance for standard cabling is 50 feet (15m) with a maximum baud rate of 20 kbit/s. Theoretically, 1kbit/s can be achieved at 4,000 feet (1,200m). With low-capacitance cabling the 20 kbit/s can be effectively maintained up to a theoretical distance of 1,000 feet (300m).

RS422:

A high-speed protocol similar to RS232 but with differential signaling in a multi-drop configuration.

It was designed for half duplex mode of operation.

It uses Twisted Pair cabling and can support a maximum of 10 Devices (1) DTE & (10) DCE.

With appropriate cabling it can be effectively used up to a theoretical distance of 4,000 feet (1,200m).

With a maximum baud rate of 10 Mbit/s at 40 feet (12m) & 100 kbit/s at 4,000 feet (1,200m).

RS423:

A high-speed protocol similar to RS422 but with unbalanced signaling in a multi-drop configuration.

It uses multi-conductor cabling and was designed for half duplex mode of operation.

It can support a maximum of 10 Devices (1) DTE & (10) DCE.

With a maximum baud rate of 100 kbit/s at 40 feet (12m) 1kbit/s at 4,000 feet (1,200m).

RS485:

A protocol developed from RS422 that can be used as a bus in multi-drop/multipoint configurations.

It was designed for half duplex mode of operation.

It uses Twisted Pair cabling and can support a maximum of 32 Devices.

With appropriate cabling it can be effectively used up to a theoretical distance of 4,000 feet (1,200m).

With a maximum baud rate of 35 Mbit/s at 40 feet (12m) & 100 kbit/s at 4,000 feet (1,200m).

Typical Serial Converter Applications



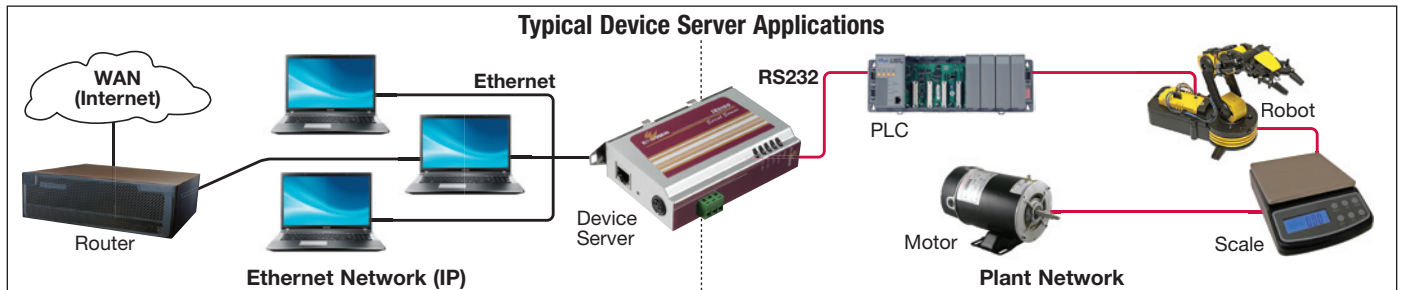
What is a Device Server?

A Device Server, sometimes referred to as a Serial Server, is used to connect a serial network or device such as RS232 to an Ethernet Network that uses the IP (Internet Protocol) data transmission.


How is a Device Server used?

A Device Server has one or more serial ports and typically one RJ45 Ethernet port. After connecting the serial devices to the server, then connecting the server to the Ethernet Network, some set up is required to configure the communication between the two networks via a management application built into the Device Server.

Typical Device Server Applications



Item #	Description	List Price
L-com's SC-232 Series of RS232 to RS485 & 485/422 Interface Converters DB9M/DB9F		
L-com's SC-232 series of RS232 to RS485 & RS232 to 485/422 converters provide an array of configuration options to meet your specific application requirements. Datasheets with additional specification details can be found on our website.		
SC-232-A	L-com SC-232 Series RS232 to RS485 Interface Converter, DB9M/DB9F, Half Duplex, Port Powered	61.14
SC-232-B	L-com SC-232 Series RS232 to RS485 Interface Converter, DB9M/DB9F, Half Duplex, Externally Powered	71.50
SC-232-C	L-com SC-232 Series RS232 to RS485/422 Interface Converter, DB9M/DB9F, Half/ Full Duplex, Port Powered	61.14
SC-232-D	L-com SC-232 Series RS232 to RS485/422 Interface Converter, DB9M/DB9F, Half/ Full Duplex, Externally Powered, Opto-Isolated	71.50
SC-232-E	L-com SC-232 Series RS232 to RS485/422 Interface Converter, DB9M/DB9F, Half/ Full Duplex, Port Powered, Opto-Isolated	70.46



5V DC Power Supply for SC-232 L-com's Series Interface Converters

SC-5VDC-PWR	5VDC Power Supply for SC-232 Series Interface Converter	5.70
-------------	---	------



Economy RS232 to Current Loop Converter with 4-Pin Terminal Block

The ICC47B-014 RS232 to current loop serial converter provides users with an economical and compact way to extend RS232 signals using standard twisted pair cabling. The ICC47B-014 features a DB25F input connector and a 4-pin terminal block for the current loop side. The ICC47B-014 supports data rates up to 128Kbps and distances up to 1,000 meters. The unit includes a 9VDC external power supply and a one year manufacturer's warranty.

ICC47B-014	Economy RS232 to V.24 Interface Converter with 4-Pin Terminal Block	43.50
------------	---	-------



L-com Industrial RS232 to RS422/485 Converter, Din Rail Mountable

L-com's LC-IND232-422-485 serial converter provides a rugged, industrial solution for optically isolated data transmission. Din rail mountable, and powered via a 10-30VDC terminal block, this device is compact and simple to set up.

LC-IND232-422-485	L-com Din Rail Mountable RS232 to RS422/485 Industrial Converter	134.71
-------------------	--	--------



L-com Isolated RS232 to RS422/485 Converter

L-com's RS232 to R422/485 converter is a flexible tool for industrial communications. Providing 2000VAC isolation, easily switchable modes, and accepting between 10-48 VDC to power the device, this converter can be easily inserted into most existing setups.

LC-232I-422-485	L-com Isolated RS232 to RS422/485 Converter	112.95
-----------------	---	--------



L-com Port Powered RS232 to RS485/422 Converter

The LC-232SW-422-485 serial converter is a flexible, easy to use device that can be powered directly from the RS232 connector. Four switches on the top of the device allow you to switch between the different modes quickly, and an external 12VDC power supply can be used for high power or long distance applications.


LC-232SW-422-485	L-com RS232 to RS422/485 Converter, Port Powered, or Externally Powered via 12VDC Jack	74.61
------------------	--	-------



L-com RS422/485 Isolated Line Repeater, Din Rail Mountable

L-com's LC-IND422-485-IRPT RS422/485 repeater is a rugged, compact extender that can easily be mounted on a standard DIN rail. This extender is optically isolated up to 2000V with 600W surge suppression, and can extend an existing RS422 or 485 network up to 4000 additional feet.

LC-IND422-485-IRPT	L-com Din Rail Mountable RS422/485 Isolated Line Repeater	217.60
--------------------	---	--------



L-com Isolated RS232 Repeater, Din Rail Mountable

L-com's LC-IND232-IRPT isolated repeater is a simple, drop in way to extend RS232 signals as well as protecting attached equipment. This device provides 2000V of optical isolation, mounts easily to a standard DIN rail, and accepts 10-30VDC of external power.

LC-IND232-IRPT	L-com Din Rail Mountable RS232 Isolated Repeater	170.97
----------------	--	--------



L-com Isolated RS485/422 Repeater

L-com's LC-IND485-IRPT RS422/485 repeater is a rugged, compact extender, and comes with an external 12VDC power supply. This extender is optically isolated up to 2000V with 600W surge suppression, and can extend an existing RS422 or 485 network up to 4000 additional feet.

LC-IND485-IRPT	L-com RS422/485 Isolated Line Repeater	217.60
----------------	--	--------



Tip What are ground loops?

Ground currents or loops are caused when two or more electrical devices are tied together via copper cabling and the equipment has different ground potentials. This combination can cause difficulty in data transmission, can damage equipment and in extreme cases cause bodily harm in medical applications.

The simplest way to protect ground currents is to tie all the equipment in question to a common ground (preferably earth ground). In many applications this is not physically possible due to the distance between equipment. The next simplest way to solve this problem is by installing an optical link in between the copper cabling connecting the equipment. This can be done with an Opto-Isolation Module which converts the electrical data signals to light then back to electrical signals. The last way to solve the problem is to not use copper cabling at all, but to use fiber optic connections between equipment. The biggest advantage here is that the ground current problem is solved and operating distance can be greatly increased.



Item #	Description	List Price
Telebyte RS232 to RS422 Serial Converter - Self-powered DB9 Connector		
Adding an RS422 interface to a PC is now a snap. The TB253P serial converter does this for full duplex signals at data rates up to 19.2 KBPS, without AC or DC power. The unit features a DB9F connector, (allowing it to be plugged directly into any one of the PCs com ports) and an RJ11 (6x4) jack.		
TB253P	Telebyte RS232 to RS422 Serial Converter, DB9F, Self-powered	72.48
Telebyte RS232 to Current Loop Converter		
The TB65A is a small, versatile, RS232 to current loop converter for use with teletypes or computers providing local terminal input via a 20mA (or 60mA) current loop. The TB65A includes a wall-mounted transformer and internal power supply circuitry. Additionally the TB65A provides switch selection of all RS232 operating modes including: Half Duplex - Passive Loop, Half Duplex - Active Loop, Full Duplex - Passive Loop, and Full Duplex - Active Loop. This product will drive 20mA and accept 20mA or 60mA loop currents and operates from DC to 9.6 KBPS.		
TB65A	Telebyte RS232 to Current Loop Converter (Includes Power Supply)	119.16
Telebyte RS232 Fiber Optic Line Drivers		
The TB271 series of RS232 fiber optic line drivers provides maximum protection from ground currents and noise interference between equipment as well as increases operating distances to up to 2km. Three versions are available, supporting RS232 serial interfaces. The TB271 series achieves power from the transmit data line, whereas, the TB271A series has an external power supply (included). DB25M and DB25F versions available. Fiber optic connection utilizes dual ST connectors and duplex 62.5/125 multimode cabling.		
TB271M	Telebyte RS232 Fiber Line Driver, DB25M, Self Powered	144.03
TB271F	Telebyte RS232 Fiber Line Driver, DB25F, Self Powered	137.76
TB271AF	Telebyte RS232 Fiber Line Driver, DB25F, Externally Powered	144.03
Telebyte RS422 and RS485 Fiber Optic Line Drivers		
Similar to the TB271 series except designed for RS422 and RS485. Both units utilize DB25F and dual fiber ST ports. For use with duplex Multimode Fiber Optic cabling.		
TB272F	Telebyte RS422 Fiber Line Driver, DB25F, Externally Powered	154.39
TB276F	Telebyte RS485 Fiber Line Driver, DB25F, Externally Powered	154.39
Telebyte RS232 Fiber Optic Line Driver - Auto Powered		
The TB9271 RS232 fiber optic auto powered line driver features a standard DB9 female interface and Dual ST style fiber connectors. It can be installed in applications requiring very high data transmission rates, offers resistance to Electromagnetic Interference (EMI) and isolation from lightning-induced current surges and ground loops. The unit employs an RS232 data interface, can achieve 56Kbps asynchronously and operates in either half or full duplex modes over dual fibers up to 2km in length.		
TB9271	Telebyte RS232 Fiber Optic Auto Powered Line Driver	144.03
Telebyte RS232, RS422 or RS485 Fiber Optic Modem - DIN Rail Mountable		
The model TB8277 is a unique asynchronous fiber optic modem whose optical interface can operate in either point to point or ring (daisy chain) configurations and whose electrical interface can also operate in point to point or multi-drop configurations depending on the user selected interface. The electrical interface is switch selectable between RS232, RS422 and RS485. The TB8277 is supplied with a power cord for the DC input. An optional AC power adapter is available for installations where 12 VDC is not accessible.		
TB8277	Telebyte DIN Rail Fiber Optic Media	237.29
TB8277-110PSU	Telebyte Optional 110 VAC Power Supply	14.45
Telebyte Single mode to Multimode Fiber Converter		
The TB279 provides transparent conversion between fiber optic devices utilizing multimode fiber and those with single mode fiber. Features of the TB279 include the ability to operate from DC to 2.5 Mbps. This allows a variety of applications to take advantage of the transmission capability of the device and fiber cable. The TB279 is powered by a wall-mounted 12 VDC adapter.		
TB279	Telebyte Single mode to Multimode Converter	724.30
ICP DAS USB to RS232/422/485 Converter		
The CVTR-I-7561 is a rugged yet cost-effective module that is used for transferring serial data over USB. This converter allows you to connect your serial devices to systems using a USB interface such as a PC. The CVTR-I-7561 contains a self tuner chip, which auto-tunes the baud rate and data format to the RS485 network. CVTR-I-7561 module derives its power from the USB port and does not require an external power supply. This versatile converter also features a high-speed 115.2 Kb/s transmission rate, and supports a multitude of O.S. independent RS232/422/485 Ports. As an authorized ICP DAS reseller, we can bid on RFQs for any ICP DAS part numbers. Contact us to request a non-obligatory quote.		
CVTR-I-7561	ICP DAS USB to RS232/422/485 Converter	129.53
ICP DAS RS232 to RS485 Protocol Converter		
The CVTR-I-7520 seamlessly converts the RS232 protocol to RS485 all in one rugged, economical package. Features include auto switching baud rate of 300-115,200 BPS and a self tuner chip, which auto-tunes the baud rate and data format to the RS485 network. This converter also supports 256 modules max. in one RS485 network without repeater and 2,048 modules max. in one RS485 network with a repeater. Power supply sold separately. As an authorized ICP DAS reseller, we can bid on RFQs for any ICP DAS part numbers. Contact us to request a non-obligatory quote.		
CVTR-I-7520	ICP DAS RS232 to RS485 Protocol Converter	88.08
ICP DAS RS232 to CAN Protocol Converter		
The CVTR-I-7530 offers an economical yet rugged solution for converting RS232 to CAN protocol. Features include maximum transmission speeds up to 1Mbps for CAN and 115.2Kbps for RS232 as well as support for both CAN 2.0A and CAN 2.0B standards. This converter can be easily mounted on a DIN rail and features DB9 connectors. Power supply sold separately. As an authorized ICP DAS reseller, we can bid on RFQs for any ICP DAS part numbers. Contact us to request a non-obligatory quote.		
CVTR-I-7530	ICP DAS RS232 to CAN Protocol Converter	305.68
ICP DAS USA RS232/RS485 Wireless Modem		
The ICP DAS USA SST-2450 is a spread spectrum radio modem with an RS232/RS485 interface port. It is designed for data acquisition and control applications between host and remote sensors. The SST-2450 is also useful for those applications where hard wiring equipment is hard or impossible. The SST-2450 can be used not only in peer to peer mode but also in a multi-point architecture. Based on direct sequence spread spectrum and RF technology operating in ISM bands, frequency range is 2410.496MHz-2471.936MHz and the channel spacing is 4.096MHz. The SST-2450 is configured via a software utility included with the product. Antenna options are available for extended range applications. As an authorized ICP DAS reseller, we can bid on RFQs for any ICP DAS part numbers. Contact us to request a non-obligatory quote.		
SST-2450	ICP DAS USA RS232/RS485 Wireless Modem	589.60

Item #	Description	List Price
--------	-------------	------------

RS232/422/485 Fiber Modem

The FRM220-Serial/485 provides a fiber converter solution to extend asynchronous RS485 or RS232 transmission distance up to 2km over multimode fiber or up to 120km over single mode fiber. The converter is equipped with multiple interface circuits for connection to RS232 or RS485/422 (2 or 4 wire, full or half duplex). The FRM220-Serial secures data transmission over EMI resistant fiber at speeds up to 460kbps for RS232 or up to 1024kbps for RS485/422. When the FRM220-Serial/485 card is placed in the FRM220 rack with SNMP management, in-band management allows viewing the card and remote converter's status, type, version, fiber link status, data link status and alarms. Both card and remote can be configured to enable or disable the port, reset the port and set the interface type.


FRM220-SERIAL-ST002	RS232/423/422/485 Fiber Modem	259.03
---------------------	-------------------------------	--------



EtherWAN Single Port Device Servers

EtherWAN offers both Industrial and Hardened versions of its popular single port RS232/422/485 to Ethernet device servers for converting legacy RS232/422/485 to Ethernet. The SE5101-00B equipped with 2KV optical isolation protection and 15KV ESD surge protection of serial interfaces and can be used in temperatures ranges from -10°C to 60°C (14°F to 140°F). The SE6101-00B is designed for harsh environments and operates within temperature ranges of -34°C to 75°C (-29.2°F to 167°F). **As an authorized EtherWAN reseller, we can bid on RFQs for any EtherWAN part numbers. Contact us to request a non-obligatory quote.**

SE5101-00B	EtherWAN Device Server 1 -10/100TX to 1-RS232/422/485 (-10 to +60C)	164.76
SE6101-00B	EtherWAN Device Server 1 -10/100TX to 1-RS232/422/485 (-34 to +75C)	340.91



Passport Networks ESport RS232/422/485 to Ethernet Device Servers

The ESport-10x Ethernet device servers connect RS232/422/485 serial devices to a 10/100 Ethernet LAN/WAN providing a reliable communications connection. The ESport-10x Windows driver installs virtual COM ports in the device manager of the operating system. The ESP101 features one RS232/422/485 DB9M port and one RJ45 10/100Ethernet port. The ESP102 features a single RJ45 10/100 Ethernet port and two DB9M ports, one port supports RS232/422/485 and the other only supports RS232. The ESP104 ships with its own external power supply (do not use the ESP-PWR power supply with the ESP104). These products can be powered by an external DC power supply or by an optional 9 VDC power adapter. An optional DIN Rail mounting kit is sold separately. Includes a 1-year manufacturer's warranty. **As an authorized Passport Networks reseller, we can bid on RFQs for any Passport Networks part numbers. Contact us to request a non-obligatory quote.**

ESP101	Passport Networks Single Port DB9 RS232/422/485 to RJ45 10/100 Device Server	129.53
ESP102	Passport Networks Dual Port DB9 RS232/422/485 to RJ45 10/100 Device Server	175.12
ESP104	Passport Networks Four Port DB9 RS232/422/485 to RJ45 10/100 Device Server	430.02
ESP-PWR	Passport Networks 9 VDC 500mA Power Adapter	10.36
DK-35A	Passport Networks DIN Rail Mounting Kit (35 mm)	5.18



LAVA Ethernet-to-Serial 4 Port Device Server

The ES4-232 is ideal for POS systems, security systems, industrial automation, building automation, or any application using RS232 devices. The Lava ES4-232, four-port RS232 device server, provides four serial ports that are network-enabled, simple to install, configure and control. Any serial device can send its information to the ES4-232, which then places that information on the Ethernet network. The serial ports support 115.2 kbps throughput rates each. Additionally, each ES4-232 includes Lava Ether Link Manager software that makes this the easiest device in its category to install and use. By utilizing the ES4-232 one PC is capable of managing hundreds of serial ports, even remotely. **As an authorized LAVA reseller, we can bid on RFQs for any LAVA part numbers. Contact us to request a non-obligatory quote.**

ES4-232	LAVA Ethernet-to-Serial 4 Port Device Server	278.74
---------	--	--------



ICP DAS Remote Ethernet I/O Modules

The ICP DAS ET-7000 are remote web-based Ethernet I/O modules that feature a built-in web server. It allows configuration, I/O monitoring and I/O control through a regular web browser. Remote control is as easy as surfing the Internet. No more programming or HTML skills are needed; users can create dynamic and attractive web pages for I/O monitoring and I/O control. They support Modbus/TCP protocol for seamless integration to SCADA software. The ET-7000 series offers easy and safe access for users anytime and anywhere. **As an authorized ICP DAS reseller, we can bid on RFQs for any ICP DAS part numbers. Contact us to request a non-obligatory quote.**

ICP-ET-7017	ICP DAS 8-Channel Analog Input with High Voltage Protection and 4-Channel Isolated Output Module	326.40
ICP-ET-7026	ICP DAS 6-Channel Analog Input, 2 Ch Analog Output, 2 Ch Digital Input and 2 Ch Digital Output Ethernet I/O Module	471.47
ICP-ET-7067	ICP DAS 8-Channel Power Relay Output Module	267.34



ICP DAS Power over Ethernet I/O Modules

The PET-7000 series is a family of Internet/Ethernet data acquisition and control modules that support Modbus TCP protocols. They are Ethernet remote I/O with a built-in web server for configuration, I/O data monitoring and control via a regular web browser. **As an authorized ICP DAS reseller, we can bid on RFQs for any ICP DAS part numbers. Contact us to request a non-obligatory quote.**

ICP-PET-7005	ICP DAS 8-Channel Thermistor Input and 4-Channel Isolated Digital Output PoE Module	487.01
ICP-PET-7017-10	ICP DAS 10/20-Channel Analog Input Module with High Voltage Protection PoE Module	440.38
ICP-PET-7018Z	ICP DAS 10-Channel Thermocouple Input With High Voltage Protection and 6-Channel Isolated Digital Output PoE Module	557.48

ICP DAS TouchPad Controller

TouchPAD is a tiny touch screen controller HMI which is designed for building and home automation. TPD-28X-W is equipped with a high resolution TFT color touch screen and fits in regular electrical wall-mount outlets. It can be easily integrated with I/O modules and has a beautiful, flexible and user-defined picture display. It is the best choice for upgrading mechanical switches to intelligent control pads. TouchPad comes with Ladder Designer Software For PLC users and a C/C++ language development environment for C/C++ Programmers. You can quickly and easily develop your programs with the development tools provided. **As an authorized ICP DAS reseller, we can bid on RFQs for any ICP DAS part numbers. Contact us to request a non-obligatory quote.**

ICP-TPD-280	ICP DAS Compact 2.8" Touch Screen PLC Controller with High Resolution TFT Color Touch Screen (RS485)	191.70
ICP-TPD-283	ICP DAS Compact 2.8" Touch Screen PLC Controller with High Resolution TFT Color Touch Screen (PoE)	191.70
ICP-TPD-430	ICP DAS 4.3" Touch Screen PLC Controller with High Resolution TFT Color Touch Screen (RS485)	422.77





Test Equipment Tutorial

Cable and Network Test Equipment is vital to the uptime of any datacom system. Reports have shown that up to 70% of network downtime can be traced to the physical layer or a cable. By implementing basic go-no-go cable testers as well as more advanced network test and troubleshooting tools, network downtime can be greatly reduced. L-com offers testers for coax, Cat5e (or better), fiber optic, and RJ11/12 cabling and power. Additionally we offer environmental testers to measure light, sound and temperature.

Network Cable Testing Terms

NEXT: Near End Cross Talk. A signal that crosses between twisted pairs or between conductors. NEXT is measured at the transmission end (near end). Measured in dB, failures for this measurement are often caused by termination problems.

FEXT: Far End Cross Talk. Crosstalk that is measured on the conductors that are not being used for transmission at the receiver or far end of the transmission. Measured in dB, failures for this measurement are often caused by termination problems.

Propagation Delay Skew: Used to define the difference in signal speed between the fastest and slowest pair within a cable. It can also define the delay within an individual pair. Must be <45ns for a 4-pair horizontal cable.

Impedance: Measure of the total opposition a circuit offers to the flow of alternating current. Target impedance for UTP and STP cable is 100 Ohms. This can be affected by the twist of the conductors along with the thickness of the insulation around the

conductors. Return loss failures are often caused by cable impedance problems.

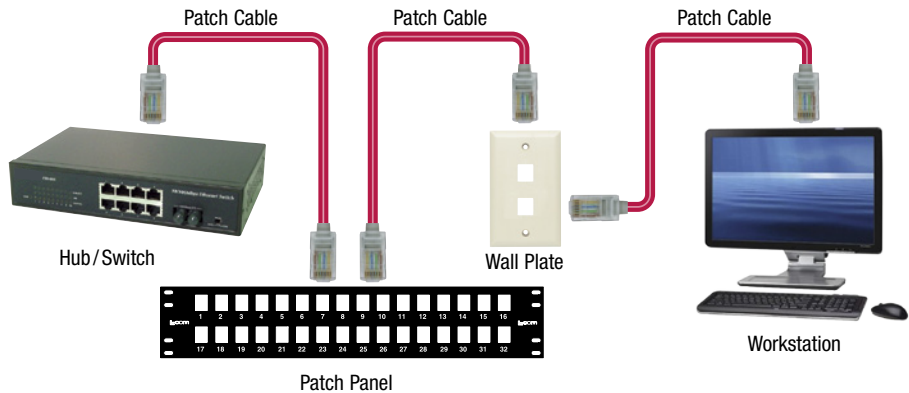
Return Loss: The ratio of reflected power to inserted power. It is the measure of the signal reflections occurring along a network cable system. It is often caused by imperfections in the cable conductors, impedance mismatches or bad contacts in a plug or jack.

Network Channel Testing

Network Channel Testing is a method used to verify performance from the workstation to the hub/switch including patch cords. Channel Testing is not accurate for individual patch cords. Both installers and IT professionals conduct this type of testing to insure that the entire cable system is capable of handling network traffic. Channel Testing differs from Permanent Link Testing in that it includes the patch cords on both ends of the installation. Often, patch cords are overlooked as the cause of network failures.


Permanent Link Testing

Permanent Link Testing is the preferred method used by installers to certify a cable installation at a customer site. This type of testing verifies the installation by measuring many factors such as cable lengths, NEXT, FEXT and Return Loss. Several certification testers exist on the market including Fluke Networks DTX-1800 series products. This type of tester features a Permanent Link adapter that connects from a workstation outlet to the telecom closet outlet.



Continuity Testing

Continuity Testing is the most basic form of testing conducted on cables. These types of testers look for opens, shorts or crossed connections. For Ethernet, this type of testing does not confirm network transmission capability. The most common mistake in cable pin-out is an EIA568 A to B cross. A simple continuity tester such as the TL-N044-000-R, can easily find this error without the expense of a certification tester.

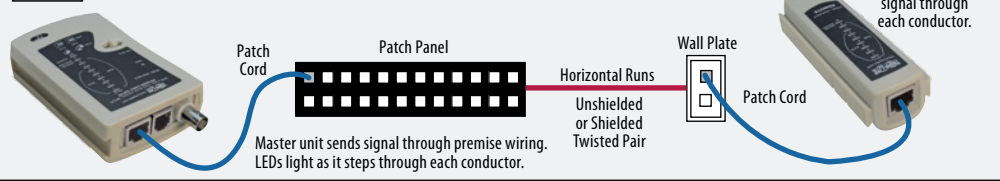


Wire Mapping/LAN and Cable Testing

If you require more than just a standard continuity test you might consider a Wire Mapping tester like the AEMC-CA7028. With a tester like this you would get a more detailed report of how your cable is wired/paired. All faults and setting info is displayed textually as well as graphically. But beyond that with TDR technology it can determine if the fault lies at the near end or remote end of the cable or if it is somewhere in between. It can even indicate the distance to the fault as well as determine the length of the cable or cable run being tested.



Tip Using the TL-N044-000-R for checking premise wiring



Item #	Description	List Price
--------	-------------	------------

Tripp Lite Multi-Function Network/Phone/Coax Cable Tester

Tripp Lite's Multi-Function Network Cable Tester allows you to test wiring continuity for Cat5/5e, Cat6, RJ11/12 telephone cord sets as well as 10Base2, RF and CATV coax cable assemblies. It can help identify miswired terminations, shorts and open circuits. It features a two piece design, a main unit and a remote unit. The remote unit is designed to slide onto the side of the main unit but can be removed when testing premise cabling where the two ends of the cable being tested are not close by. The main unit features (1) Shielded RJ45 (8x8) Jack, (1) Shielded RJ11/12 (6x6) Jack and (1) Female BNC. The remote unit features (1) Shielded RJ45 (8x8) Jack on one side of the unit and (1) Shielded RJ11/12 (6x6) Jack on the other. The tester also comes with (1) BNC Terminator with a green LED on the end to test BNC coax assemblies. The kit also includes (2) BNC Male to F-Type Female adapters to allow for the testing of RG59/RG6 CATV Coax. A Storage pouch is provided for safe storage of the tester and accessories when not in use. Power supplied by 9V battery (not included). Comes with a Tripp Lite Lifetime Warranty. **As an authorized Tripp Lite reseller we can bid on RFQs for any Tripp Lite part numbers. Contact us to request a non-obligatory quote.**

TL-N044-000-R	Tripp Lite Multi-Function Network/Phone/Coax Cable Tester	49.72
---------------	---	-------

Pyle 13 Plug Pro Audio Cable Tester

The Pyle PCT40 gives you a simple and easy way to make sure your audio cables are working properly. The unit supports nearly all cable types used in the sound recording industry, providing you with an all-in-one solution to help identify cable continuity issues in your audio set-up. Supports 13 interface types that include USB Type A, TRS Jacks (which can also be used for testing TS), 3 and 5 Pin XLR, Speakon, RCA, RJ45 and more (see chart below for full listing). The Tester features a simple intuitive design, whereby you plug in both ends of the cable you are testing and you turn the selector knob to the different numbered setting to check each conductor individually (tester checks up to 8 conductors). Each numbered setting features two LEDs, one checks the continuity of the conductor the other verifies the ground. Power supplied by 9V battery (not included).

Supports the following connector interfaces:	
• 8 Pin Speakon (speaker twist connector)	• 3 Pin Din
• USB Type A	• 5 Pin Din
• RJ45	• 7 Pin Din
• Banana Plug	• 8 Pin Din
• 1/4" (6.3mm) TRS	• 5 Pin XLR
• RCA Phono	• 3 Pin XLR
	• 4 Pin Speakon (speaker twist connector)

PCT40	Pyle 13 Plug Pro Audio Cable Tester	44.54
-------	-------------------------------------	-------

Senko Fiber Visual Fault Locator

The Senko AFT-G-FC Fiber Visual Fault Locator features a robust and handy design. It emits a 650nm visible red light in either continuous or pulse mode to allow for the quick inspection of fiber assemblies to confirm light path. Can also be used to visually trace fiber optic cable runs within a building.

SK-AFT-G-FC	Senko Fiber Visual Fault Locator with Universal 2.5mm Connection	124.32
SK-AFT-G-CAC	Senko Universal 2.5mm to 1.25mm Adapter for Fiber Visual Fault Locator	36.25

CoolMax ATX Power Supply Tester with LCD Display

The CoolMax ATX Power Supply Tester provides a simple and easy way to verify that your computer power supply is providing the correct power output. The tester features a 1.7 inch x 0.8 inch illuminated LCD display that provides voltage information from the power supply's 20 or 24 pin power connector. The LCD display & readings are turned on by holding down the momentary on/off switch found on the face of the tester. The display provides 7 power readouts (+5V, +12V1, +3.3V, -12V, +12V2, 5VSB & PG). It also features an audible alarm alerting you to low voltage, over voltage or no voltage on one of these readings. The tester also features 3 voltage LEDs for the other connector interfaces (15 pin SATA) (4 pin Molex) (4 pin Floppy) (6/8 pin PCIe) and (4/8 pin CPU) the voltage LEDs light up when the correct voltage is present. The tester's small compact design makes it an ideal tool to keep with your PC repair/maintenance kit, (no batteries required, power provided by power supply being tested).

CM-PS-228	CoolMax ATX Power Supply Tester with LCD Display	25.88
-----------	--	-------

PLANET IEEE 802.3af/at Power over Ethernet (PoE) Tester

PLANET's POE-TESTER is an easy to use PoE diagnostic adapter for network installers, company MIS and even home users to quickly identify the existence of Power over Ethernet on their network. It is designed to detect if IEEE 802.3af/at PoE voltage is running over your UTP cable, and you can use a short patch cord to test PoE ports on devices directly. The POE-TESTER has two simple LEDs one orange & one green that light up to identify 3 different possible PoE states, Mid-span 802.3af/at, End-span 802.3af/at as well as detecting a 4-pair 60-Watt PoE Injector. **As an authorized PLANET reseller we can bid on RFQs for any PLANET part numbers. Contact us to request a non-obligatory quote.**

POE-TESTER	PLANET IEEE 802.3af/at Power over Ethernet Tester	21.38
------------	---	-------

Microsemi PowerDsine Deluxe IEEE 802.3af/at Power over Ethernet (PoE) Tester

Microsemi's PD-AFAT-TESTER is a compact designed tester specifically tailored for system integrators and installers. The plug and play design makes it simple to use. The PD-AFAT-TESTER has two bi-color LEDs allowing it to display up to 6 possible PoE states which identifies the type of Power Sourcing Equipment Endspan (Data) or Midspan (Spare) on your network with the 2-pair states indicating 30W and the 4-pairs 60W.

- 802.3af (Over Spare)
- 802.3af (Over Data)
- 802.3at (Over Spare)
- 802.3at (Over Data)
- 802.3af (4 Pairs)
- 802.3at (4 Pairs)

PD-AFAT-TESTER	Microsemi PowerDsine Deluxe IEEE 802.3af/at PoE Tester	31.07
----------------	--	-------



TL-N044-000-R




Carrying Case for TL-N044-000-R



PCT40



SK-AFT-G-FC



SK-AFT-G-CAC



CM-PS-228



POE-TESTER



PD-AFAT-TESTER



PTNX2

PTNX1

Item #	Description	List Price
PTNX1	Fluke Pocket Toner NX1	34.19

Fluke Pocket Toner® NX2

The individual PTNX2 is for the technician that works primarily with coaxial cable that wants a powerful but super-compact tool to fit in his or her pocket. In addition to testing for continuity and short circuits PTNX2 is packed with advanced features like indication of AC or DC voltage, 50-75 Ohm terminators and auto shut-off to conserve battery life. PTNX2 instantly displays all test results on an easy to read 8-segment LED display as well as giving audible feedback at both ends of the test cable. Like all Pocket Toner® NX test tools, the NX2 is 100% low voltage protected so connecting it to live low voltage systems will not damage the tool. **As an authorized Fluke reseller, we can bid on RFQs for any Fluke part numbers. Contact us to request a non-obligatory quote.**

PTNX2	Fluke Pocket Toner NX2	44.56
-------	------------------------	-------

Fluke Pocket Toner® Cable Test Kits

Fluke PTNX series coax toners are unquestionably the ideal primary devices for testing the installation of coax cable. Test for continuity and short circuits on coaxial cables in one easy step. Basic professional coaxial testing does not get any more compact and simple as Fluke PTNX series. Fluke offers a wide variety of test kits to choose from. For detailed information on each kit, please refer to L-com.com. **As an authorized Fluke reseller, we can bid on RFQs for any Fluke part numbers. Contact us to request a non-obligatory quote.**

PTNX2-CABLE	Fluke PTNX2 Cable Test Kit	56.99
PTNX2-DLX	Fluke PTNX2 Deluxe Test Kit	96.37
PTNX8-CABLE	Fluke PTNX8 Cable Test Kit	92.22
PTNX8-DLX	Fluke PTNX8 Deluxe Test Kit	127.45
PTNX8-CT	Fluke Cable and Telephone Test Kit	106.73
PTNX8-VV-PRO	Fluke Voice/Video Test Kit	148.18



PTNX2-CABLE



PTNX8-CT

PC Cable Tester Pro ATA

This flexible cable tester will identify opens, shorts, miswiring and continuity on almost all popular PC cable types. The PC cable tester Pro ATA can test the following cable types; DB25 (M/F), DB9 (M/F), HDB15 (M/F), DB15 (M/F), BNC (F), RJ45, Centronics 36 (F), USB (A and B), ATA and Firewire. This tester is a must for installers and IT professionals in any industry.

MULTI-TEST	PC Cable Tester Pro ATA	144.03
------------	-------------------------	--------



MULTI-TEST

V.35 Universal Modify and Test Set

The Universal Modify and Test Set (UMATS) is the ultimate tool for the data communication specialist or engineer's tool bag. The UMATS can be battery or line powered and supports most current WAN communication interface standards. More than just a breakout box, a bank of level shifters allows converting between any pair of interfaces: V.35 can be converted to RS232, RS422 to RS232, or RS530 to V.35, etc. Each level shifter is also connected to a tri-state LED to allow convenient monitoring of signals levels.

UMATS	V.35 Universal Modify and Test Set	868.34
-------	------------------------------------	--------



UMATS

Inline Tester, RJ12 (6x6) M-F with Test LEDs and Contact Points

Use with 2 or 3 pair, RJ11/12 lines. Copper contacts have an angled edge to prevent alligator clips from falling off. Wire color coded for easy identification. Three 2-color LEDs identify activity. Complete with modular jack on the end.

EC-LMTJ	Test Adapter, 3 Pair Modular	10.31
---------	------------------------------	-------



EC-LMTJ

ENVIRONMENTAL TESTERS

AEMC CA811 Lightmeter (20fc, 200fc, 2kfc, 20kfc) (20lux, 200lux, 2klux, 20klux)

The model CA811 Lightmeter is a portable, easy-to-use instrument which features optical sensors that are designed to match the response of the human eye, making them ideal instruments for workspace analysis and planning. The ergonomically designed case, large display and intuitive function selection make this instrument the right choice for any application. The Lightmeter model CA811 is designed for simple one-hand operation. It provides selectable lux or foot candle units for display and features a 3-1/2 digit backlit LCD and HOLD function. The model CA811 offers a MAX function. One 9V Alkaline battery is included. **As an authorized AEMC reseller, we can bid on RFQs for any AEMC part numbers. Contact us to request a non-obligatory quote.**

AEMC-CA811	AEMC Model CA811 Lightmeter (20fc, 200fc, 2kfc, 20kfc) (20lux, 200lux, 2klux, 20klux)	123.31
------------	---	--------



AEMC-CA811

AEMC-CA832

AEMC CA832 Sound Level Meter (35db to 80dB) (50db to 100dB) (80db to 130dB)

The model CA832 Sound Level Meter is designed to assess sound ambiances or nuisances in accordance with international safety and quality standards. It complies with standard IEC 651. It is a portable, compact instrument with a 2000-count backlit LCD. It is designed for simple, one-hand operation and may be fitted on a tripod for long duration measurements. It features two weighting curves A and C for measurement integrating the sensitivity of the human ear according to sound frequency. Curve A is the general-purpose curve in an industrial environment and C is more suited in presence of low frequency sounds. Also, mode "F" (fast response time) corresponds to the response time of the ear. Mode "S" (slow response time) will be used to obtain a uniform reading when the sound signal level shows fluctuations. One 9V Alkaline battery is included. **As an authorized AEMC reseller, we can bid on RFQs for any AEMC part numbers. Contact us to request a non-obligatory quote.**

AEMC-CA832	AEMC Model CA832 Sound Level Meter (35db to 80dB), (50db to 100dB), (80db to 130dB)	206.20
------------	---	--------

AEMC CA879 Infrared Thermometer (-58°F to +1,022°F) (-50°C to +550°C)

The model CA879 Infrared Thermometer is a non-contact temperature measuring instrument. It provides precision measurement with its laser target feature. To measure the temperature of an object, simply point the gun at the surface of the object and the temperature will appear on the digital display. The thermometer has an automatic shut-off feature. Shut-off will occur approximately 10 seconds after the trigger is released. One 9V Alkaline battery is included. **As an authorized AEMC reseller, we can bid on RFQs for any AEMC part numbers. Contact us to request a non-obligatory quote.**

AEMC-CA879	AEMC Model CA879 Infrared Thermometer (-58°F to +1,022°F) (-50°C to +550°C)	154.39
------------	---	--------



AEMC-CA879

Item #	Description	List Price
--------	-------------	------------

AEMC CA7024 TDR Fault Mapper

The model CA7024 Fault Mapper is a hand-held, alpha-numeric, TDR (Time Domain Reflectometer) cable length meter and fault locator, designed to measure the length of electrical and communication cables. It can indicate the distance to a fault in the cable (open or short), given access to only one end of a two or more conductor cable. By incorporating fast-edge step TDR technology, the CA7024 measures cable length and indicates the distance to open or short circuit faults to a range of 6000ft (2000m), on virtually any type of cable. The CA7024 indicates the cable length or fault distance and description alpha-numerically on a 128 x 64 graphical LCD. Includes soft carrying case, BNC pigtail cable with alligator clips, four 1.5V AA batteries and user manual. **As an authorized AEMC reseller, we can bid on RFQs for any AEMC part numbers. Contact us to request a non-obligatory quote.**

AEMC-CA7024	AEMC Model CA7024 TDR Fault Mapper	544.00
-------------	------------------------------------	--------



AEMC-CA7024

AEMC-CA7027

AEMC CA7027 Fault Mapper Pro® Telephone Cable Tester/Graphical TDR

The model CA7027 Fault Mapper Pro® is a hand-held graphical TDR (Time Domain Reflectometer) designed for identifying and locating faults on power and communication cables, given access to one end only. The Fault Mapper Pro® measures cable length and indicates the length and distance to cable faults to a range of 9ft (3m) to 19,000ft (6000m) on virtually any type of cable. It injects a series of pulses into the cable under test. The velocity at which the pulses travel is determined by the type of cable, which is known as the Velocity of Propagation (Vp) of the cable. The Velocity of Propagation (Vp) is adjustable between 1% and 99% enabling accurate calibration to the cable under test. The Vp value is expressed as a percentage of the speed of light (e.g. 67% or ft/mtrs/micro-second), this value will vary according to the type of cable under test. The Fault Mapper Pro® can accept user selectable values between 1 and 99% (or the equivalent value in feet or meters per micro-second). Based on the selected Vp and the time taken for the pulses to travel through the cable, a reflection profile of the cable under test is displayed. An adjustable cursor assists in locating faults and termination. The Fault Mapper Pro® incorporates an oscillating tone tracer, which is detectable with a standard tone tracer, for use in the tracing and identification of cable pairs. **As an authorized AEMC reseller, we can bid on RFQs for any AEMC part numbers. Contact us to request a non-obligatory quote.**

AEMC-CA7027	AEMC Model CA7027 Fault Mapper Pro (Telephone Cable Tester/Graphical TDR)	1031.02
-------------	---	---------



AEMC-CA7028



AEMC-TR03

AEMC CA7028 Wire Mapper Pro LAN Cable Tester

The model CA7028 Wire Mapper Pro is a hand-held structured cable mapping and troubleshooting tester designed for use on UTP, STP, FTP and SSTP cabling equipped with RJ45 connectors and wired to either TIA568A/B (ISO 11801 and EN 50137), USOC or ISDN specifications. It detects open circuit pairs, shorts, crossed wires, crossed pairs, reversed pairs, split pairs and shield faults. The CA7028 has the ability to measure and indicate the length of the cable under test, using a Vp (Velocity of Propagation) set by the user, from a built-in library or manually. It will measure and report the length of all four pairs of wires in the cable under test. It also generates an audible tone that is transmitted into all four pairs on the cable under test. Includes soft carrying case, remote ID (#1), two patch cords, four 1.5V AA batteries and user manual. **As an authorized AEMC reseller, we can bid on RFQs for any AEMC part numbers. Contact us to request a non-obligatory quote.**

AEMC-CA7028	AEMC Model CA7028 Wire Mapper Pro LAN Cable Tester	544.00
-------------	--	--------

AEMC Tone Receiver/Cable Tracer Model TR03

AEMC model TR03 Tone Receiver/Cable Tracer is a small, hand-held tracer that will aid in the identification of tone carrying wires without piercing their insulation. It has a self-contained amplifier and a rugged, moisture resistant speaker. When used in conjunction with the tone transmitter function of the models CA7024, CA7026 or CA7028, wire tracing and locating is quick and efficient. One button turns the unit on and while it is depressed, activates the receiver. A volume control allows you to set the speaker loudness to a desirable level. An audio output jack facilitates the use of an optional commercially available ear piece which inhibits the model TR03's internal speaker. This provides quiet operation in office environments while allowing the operator to hear the signal clearly. **As an authorized AEMC reseller, we can bid on RFQs for any AEMC part numbers. Contact us to request a non-obligatory quote.**

AEMC-TR03	AEMC Model TR03 Tone Receiver/Cable Tracer	56.99
-----------	--	-------



AEMC-5233



AEMC-502

AEMC 5233 5000/6000-Count Digital Multimeters

The model 5233 is a rugged, economical TRMS digital multimeter with a function for non-electrical contact testing (NCV) for detecting live electrical circuits. This multimeter is designed for safety: IEC61010, 600V CAT IV. The multimeter model 5233 provides a Volt, Ohm, Continuity, Diode, Capacitance, Frequency, Duty Cycle and Ammeter function, as well as an AC voltmeter with low input impedance capable of finding ghost voltages by adding a burden to the circuit. It can measure up to 10 Amps directly and can measure temperature in both °C or °F using K-type thermocouples. **As an authorized AEMC reseller, we can bid on RFQs for any AEMC part numbers. Contact us to request a non-obligatory quote.**

AEMC-5233	AEMC Model 5233 Digital Multimeter (TRMS, 6000-cts, V, A, AC/DC, CAP, Ohm, T, NCV)	102.58
-----------	--	--------



AEMC-AX502

AEMC 502 Clamp on Meter

The model 502 Clamp-on Meter is a general-purpose professional clamp-on. A strong mechanical case design, quality materials, full ranges and compliance to international safety and quality standards ensure a professional and reliable tool. The model 502 is a true RMS clamp-on which provides RMS measurements for measuring in non-linear electrical environments. **As an authorized AEMC reseller, we can bid on RFQs for any AEMC part numbers. Contact us to request a non-obligatory quote.**

AEMC-502	AEMC Model 502 Clamp-on Meter (TRMS, 400Aac, 600V AC/DC, Ohms, Continuity)	123.31
----------	--	--------

AEMC AX502 DC Power Supplies/Generators


The model AX502 offers dual 30V outputs. It provides the ability to display both voltage and current for each output. The model AX502 offers a unique master/slave tracking arrangement whereby the ratio between the master and slave can be setup on the fly as needed during the test. Adjusting the master voltage causes the slave to track. Adjusting the slave voltage causes the ratio from master to slave to change accordingly. It offers a coarse and fine voltage adjustment as well as a current limiting adjustment. It is built to provide many years of reliable, precise, easy-to-use operation and will be a welcome addition to any lab, test bench or production line. **As an authorized AEMC reseller, we can bid on RFQs for any AEMC part numbers. Contact us to request a non-obligatory quote.**

AEMC-AX502	AEMC Model AX502 DC Power Supply (Dual outputs, 0 to 2.5A; 0 to 30VDC)	859.01
------------	--	--------

AEMC NC1 Non-Contact AC Voltage Detector

The model NC1 offers a simple and safe way to detect the presence of live AC current on a line without the need to expose the wiring. For indoor use only. Includes 2 1.5V AAA batteries. **As an authorized AEMC reseller, we can bid on RFQs for any AEMC part numbers. Contact us to request a non-obligatory quote.**

AEMC-NC1	AEMC Model NC-1 Non-Contact AC Voltage Detector (100 to 240V AC 50/60Hz)	10.31
----------	--	-------



AEMC-NC1

Triplet Outlet/GFCI Tester 110V

The Triplet Outlet/GFCI Tester examines GFCI for proper operation. It detects faulty wiring in 120V three-wire receptacles. It detects open grounds and neutrals as well as reversed hot/ground connections. Ideal for use on 100 to 125VAC receptacles.

TP-GFCI-TSTR	Triplet Model TP-GFCI-TSTR Outlet/GFCI Tester 110V	8.24
--------------	--	------



TP-GFCI-TSTR

Item #	Description	List Price
--------	-------------	------------



FOM120 FOS420

Advanced Fiber Solutions Fiber Optic Power Meter for Multimode and Single mode Cabling

The FOM120 is a general-purpose power meter suitable for both premise and outside plant applications. This unit is ideal for measurement of optical power and optical loss/attenuations in a fiber optic network. The FOM120 meter is calibrated at the four most common industry standard wavelengths 850nm, 1300nm, 1310nm and 1550nm for both single mode and multimode transmitters. The 1mm Germanium detector offers a broad dynamic range of ~60dB which far exceeds the requirements of the majority of users.

FOM120	Advanced Fiber Solutions Fiber Optic Power Meter for Multimode and Single mode Cabling	440.38
--------	--	--------

Advanced Fiber Solutions Fiber Source for 850/1300nm Fiber Optic Cables

The FOS420 light source is for premises and campus cabling networks with multimode fiber, or single mode fibers under 5km. The ST connector outputs can be adapted to any cable plant with hybrid adapters or hybrid cables. The FOS420 becomes a powerful low cost troubleshooting and maintenance tool when used with an Advanced Fiber Solutions FOM120 power meter.

FOS420	Advanced Fiber Solutions Fiber Source for 850/1300nm Fiber Optic Cables	616.54
--------	---	--------



FOS430

Advanced Fiber Solutions Fiber Source for 1310/1550nm Fiber Optic Cables

The FOS430 laser source is designed for testing single mode fiber cabling in premise or outside plant environments where long wavelengths are used. The single output allows the user to test at both 1310nm and 1550nm without disconnecting and reconnecting the cable. When used with an Advanced Fiber Solutions FOM120 or FOM220 the FOS430 is ideal for testing insertion loss for single mode fiber optic cables and connectors.

FOS430	Advanced Fiber Solutions Fiber Source for 1310/1550nm Fiber Optic Cables	1549.12
--------	--	---------



AF-OLK52N-Q

Advanced Fiber Solutions Multimode/Single mode Fiber Optic Test Kit

The AF-OLK52N-Q fiber optic test kit allows users to quickly test multimode and single mode fiber cabling. The kit features a power meter and two light sources in a convenient carry case. The power meter supports 850/1300/1310/1490/1550/1625nm light sources and features snap on ST, FC and SC connections. The single mode laser source features the same snap on 3 connector interface as the power meter, while the multimode light source uses an ST connector. The multimode LED source provides 850/1300nm signal and the single mode Laser source provides 1310/1550nm signal. The InGaAs detector in the power meter offers a broad dynamic range of ~60dB which far exceeds the requirements of the majority of users.

AF-OLK52N-Q	Advanced Fiber Solutions Multimode/Single mode Fiber Optic Test Kit	1632.02
-------------	---	---------



AF-OLK51N-SM

Advanced Fiber Solutions Multimode or Single mode Fiber Optic Test Kits

The AF-OLK51N-MM multimode or AF-OLK51N-SM single mode fiber optic test kits feature a fiber optic power meter and a light source to quickly and economically test either multimode or single mode fiber cabling. The power meter supports 850/1300/1310/1490/1550/1625nm light sources and features snap on ST, FC and SC connections. The single mode laser source features the same snap on 3 connector interface as the power meter, while the multimode light source uses an ST connector. The multimode LED source provides 850/1300nm signal and the single mode Laser source provides 1310/1550nm signal. The InGaAs detector in the power meter offers a broad dynamic range of ~60dB which far exceeds the requirements for most applications. Includes a convenient carrying case.

AF-OLK51N-MM	Advanced Fiber Solutions Multimode Fiber Optic Test Kit	823.78
AF-OLK51N-SM	Advanced Fiber Solutions Single mode Fiber Optic Test Kit	1445.50



TBX51MM

Advanced Fiber Solutions Fiber Optic Test Kit with Power Meter, Light Source and Tool Kit

The TBX51MM features the OS420 light source for use with premises and campus cabling networks that utilize multimode fiber, or single mode fibers under 5km. The ST connector outputs can be adapted to any cable plant with hybrid adapters or hybrid cables. The OS420 becomes a powerful low cost troubleshooting and maintenance tool when used with an Advanced Fiber Solutions OM120 (included with this kit) or OM220. Tool kit includes: safety glasses, sapphire scribe, armored tubing cutters, Kevlar scissors, needle nose pliers, rotary cable stripper, fiber optic stripper, buffer tube stripper, crimp tool, tweezers, polishing puck, polishing plate, continuity tester and a 100x microscope.

TBX51MM	Advanced Fiber Solutions Fiber Optic Test Kit with Power Meter, Light Source and Tool Kit	1652.74
---------	---	---------

Advanced Fiber Solutions Plastic Optical Fiber (POF) Test Kit

The Advanced Fiber Solutions POF test kit is the perfect, portable solution for testing plastic and glass optical fiber cables. The FTK51POF includes the OM110 power meter, which is designed for POF (plastic optical fiber) and short wavelength applications (visible and near infrared). It optimizes a silicon detector suitable for large core fibers. It is the ideal tool for working with shorter wavelengths used with glass, plastic or multimode fibers. Additionally, the FTK51POF features the OS417-MD source which houses a 665nm LED in a modular adapter, which makes it adaptable to any connector style.

FTK51POF	Advanced Fiber Solutions Plastic Optical Fiber Test Kit	931.54
----------	---	--------



FTK51POF

Item #	Description	List Price
--------	-------------	------------

Brady BMP21-PLUS Label Printers

The BMP[™]21-PLUS is the next generation of the popular BMP21 label printer. The ruggedized construction of this device is designed to hold up in rough environments. This printer can handle labels between .25 inches and .75 inches in width. The BMP21-PLUS-KIT1 includes a rechargeable Lithium-ion battery, an AC adapter, and a hard carrying case. **As an authorized Brady reseller, we can bid on RFQs for any Brady part numbers. Contact us to request a non obligatory quote.**

BMP21-PLUS	Brady BMP21-PLUS Portable Label Printer	102.58
BMP21-PLUS-KIT1	Brady BMP21-PLUS Portable Label Printer with Battery, Case and Charger	202.06

Brady BMP Series Label Printers

The BMP41, BMP51 and BMP71 label printers provide solutions for a large array of labeling needs, and also for a demanding environment where large quantities of labels are needed. The BMP41 is able to print up to 1 inch labels in width, the BMP51 up to 1.5 inches in width and the BMP71 up to 2 inches. As you move up the line, the speed at which these labels print also increases, up to 1.5 inches per second with the BMP71. **As an authorized Brady reseller, we can bid on RFQs for any Brady part numbers. Contact us to request a non obligatory quote.**

BMP41	Brady BMP41 Portable Label Printer	309.82
BMP41-MAGNET	Brady BMP41 Magnetic Mount	25.91
BMP51	Brady BMP51 Portable Label Printer	445.57
BMP71	Brady BMP71 Portable Label Printer	927.40

Brady TLS2200™ Premium Thermal Transfer Label Printers

The TLS2200 system offers the lightweight of a hand-held printer (2.75lbs), while providing the superior capabilities of thermal transfer printing. The Brady printer features a two-line liquid crystal display and produces smear proof, ultra clear print quality and faster output than most other printers on the market. Useful for printing barcodes as well as text and numbers with crystal clear accuracy on labels up to 2" (5.1cm) wide. This means you can now print labels for wire markers, patch panels, circuit boards, cable markers and more, faster and easier than ever before. Includes a 6-month manufacturer's warranty. **As an authorized Brady reseller, we can bid on RFQs for any Brady part numbers. Contact us to request a non-obligatory quote.**

TLS2200	Brady TLS2200 Premium Brady Thermal Transfer Printer	823.78
TLS2200-BP	Brady Replacement Battery	98.44
R6210	Brady Replacement Ribbon for TLS2200	25.91

Item #	Description	Qty/Uom	List Price
--------	-------------	---------	------------

Brady BMP21-PLUS Cable Labels

As an authorized Brady reseller, we can bid on RFQs for any Brady part numbers. Contact us to request a non-obligatory quote.

M21-375-499	Brady Nylon Cloth White, 0.375"W x 16"L (1cm W x 4.9m L)	1/Roll	22.80
M21-500-499	Brady Nylon Cloth White, 0.50"W x 16"L (1.3cm W x 4.9m L)	1/Roll	23.78
M21-750-499	Brady Nylon Cloth White, 0.75"W x 16"L (1.9cm W x 4.9m L)	1/Roll	24.87
M21-375-423	Brady Permanent Polyester White, 0.375"W x 21"L (1cm W x 6.4m L)	1/Roll	19.69
M21-500-423	Brady Permanent Polyester White, 0.50"W x 21"L (1.3cm W x 6.4m L)	1/Roll	19.17
M21-750-423	Brady Permanent Polyester White, 0.75"W x 21"L (1.9cm W x 6.4m L)	1/Roll	21.76

Brady BMP41/BMP51 Cable Labels

As an authorized Brady reseller, we can bid on RFQs for any Brady part numbers. Contact us to request a non-obligatory quote.

M-51-427	Brady Self Laminating Vinyl White, 1.00"W x 2.50"H (2.5cm W x 6.4cm H)	110/Roll	41.91
M-91-427	Brady Self Laminating Vinyl White, 1.00"W x 1.50"H (2.5cm W x 3.8cm H)	180/Roll	41.18
M-141-499	Brady Nylon Cloth White, 1.00"W x 1.00"H (2.5cm W x 2.5cm H)	90/Roll	24.77

Brady BMP71 Cable Labels

As an authorized Brady reseller, we can bid on RFQs for any Brady part numbers. Contact us to request a non-obligatory quote.

M71-17-351	Brady Tamper-resistant Vinyl White, 1.00"W x 0.50"H (2.5cm W x 1.3cm H)	500/Roll	53.83
M71-30-427-AW	Brady Self Laminating Vinyl, 1.50"W x 0.750"H (3.8cm W x 1.9cm H)	250/Roll	36.79
M71-31-351	Brady Tamper-resistant Vinyl White, 1.50"W x 1.00"H (3.8cm W x 2.5cm H)	250/Roll	41.40
M71-20-351	Brady Tamper-resistant Vinyl White, 2.00"W x 1.00"H (5.1cm W x 2.5cm H)	100/Roll	33.11

Brady TLS2200 Cable Labels

As an authorized Brady reseller, we can bid on RFQs for any Brady part numbers. Contact us to request a non-obligatory quote.

PTL19427	Brady Cable Labels, 1.0"L x 1.0"W x .375"H (2.5cm L x 2.5cm W x 1cm H)	250/Roll	31.03
PTL31427	Brady Cable Labels, 1.0"L x 1.5"W x .50"H (2.5cm L x 3.8cm W x 1.3cm H)	250/Roll	49.62
PTL21427	Brady Cable Labels, 1.0"L x 2.5"W x .75"H (2.5cm L x 6.4cm W x 1.9cm H)	100/Roll	25.85

Brady Specialty Use Labels

These labels, designed for use in the BMP41/BMP51 printers utilize materials that are helpful in less typical situations, such as warning signs, outdoor usage, or a variety of other tasks. **As an authorized Brady reseller, we can bid on RFQs for any Brady part numbers. Contact us to request a non-obligatory quote.**

MC-500-595-OR-BK	Brady Indoor/Outdoor Labels 0.5"W x 25"L (1.3cm W x 7.6m L) Orange/Black	1/Roll	36.53
MC-500-584	Brady Reflective Tape Labels 0.5"W x 20"L (1.3cm W x 6.1m L) White/Black	1/Roll	58.87
M-125-075-342	Brady Permasleeve Heat Shrink Labels 0.235"W x 0.75"H (0.6cm W x 1.9cm H)	80/Roll	47.22

Item #	Description	Qty/Uom	1-9	10-24	25-99	100+
--------	-------------	---------	-----	-------	-------	------

Cable Labels - Wraparound Style, 3 Sizes to Choose From

CL0515	Cable Labels, .50"L x 1.5"W x .50"H (1.3cm L x 3.8cm W x 1.3cm H)	30/Roll	7.10	6.96	6.81	CALL
CL1150	Cable Labels, 1.0"L x 1.5"W x .50"H (2.5cm L x 3.8cm W x 1.3cm H)	30/Roll	9.48	9.29	9.10	CALL
CL1375	Cable Labels, 1.0"L x 3.75"W x 1.0"H (2.5cm L x 9.5cm W x 2.5cm H)	30/Roll	7.10	6.96	6.81	CALL

Note: CL Series labels are not intended for use with Brady printers.



Labels wrap around cable for easy identification.

APPLICABILITY OF TERMS AND CONDITIONS

The Terms and Conditions on this page will govern all sales by L-com, Inc. and its subsidiaries ("us", "we") unless otherwise agreed to in writing, signed by L-com at its home office in North Andover, Massachusetts, by an authorized agent. Terms and Conditions contained in Buyer's purchase order or any other document that are different from or in addition to these Terms and Conditions are objected to, are rejected, and will not be binding on us. Buyer will be deemed to have agreed to these Terms and Conditions by issuing a purchase order number and upon receipt from us of a written acknowledgement of Buyer's placement of an order. Notwithstanding the foregoing, if we at Buyer's request, commence performance in any way prior to receipt by Buyer of our written acknowledgement, Buyer's acceptance of these Terms and Conditions will be deemed to have occurred on the date such performance commences. If for any reason, our Quotation is deemed an acceptance of an offer made by Buyer, such acceptance is expressly conditioned on Buyer's assent to these Terms and Conditions, which assent will be evidenced by the earlier of Buyer's acceptance of items delivered by us or any other performance by Buyer or by us. We will proceed to sell items only if Buyer assents to these Terms and Conditions.

APPLICATION DISCLAIMER

Products sold by us are not intended for use in life support or other medical devices or systems, life-critical applications, emergency response or safety related systems, or in connection with any product using nuclear power, or in the aircraft, aviation, aeronautical, aerospace, defense or related industries or for uses or in industries not otherwise provided in the product description. Any such use of products sold by us is at Customer's sole risk, and Customer agrees to indemnify and hold us harmless from and against any loss, claims, damages, liability, or cost (including court costs and attorney's fees) resulting from such use or sale by our Customer or any customer of our Customer. Due to the numerous factors affecting the operating range of radio frequency systems we specifically do not guarantee operating range. Customers are urged to contact a local Professional Installer for assistance in designing and installing any Products. We do not provide installation services or design services. Therefore any assistance or advice provided by one of our employees or representatives in selecting equipment is given on a best-effort basis, and should not be relied upon for final decision of product selection by Customer.

CALL MONITORING

As a part of a commitment to continuous improvement, we utilize systems to monitor incoming and outgoing telephone calls with customers to ensure quality of service.

CONFIDENTIALITY

Buyer agrees that all information furnished by or obtained from us in connection with the sale of items hereunder will be confidential, and Buyer agrees not to (i) disclose any such information to any other person, or (ii) use such information for any purpose, other than performing this contract.

FCC PART 15 AND PART 97 NOTICE

For systems operating within the jurisdiction of the FCC, customer acknowledges that any amplification device it purchases is intended for use only in a transmission system certified under Part 15, Part 97 or other applicable section of the rules and regulations of the Federal Communications Commission.

INTERNATIONAL ORDERS

International orders may be subject to any applicable customs duties, VAT, and taxes in the country of destination, all of which are the responsibility of the customer. If this transaction involves an export under Export Administration Regulations, the products exported by us are exported in accordance with the current Export Administration Regulations. Diversion, use, export or re-export contrary to United States law is prohibited. The commodities, technology and/or software sold or distributed under these terms and conditions of sale may not be exported or re-exported to Cuba, Iran, Libya, Sudan, North Korea or Syria or to other countries, entities and persons that are ineligible under United States law to receive United States commodities, technology and/or software.

JURISDICTION AND VENUE

Customer agrees that any legal action brought against us shall be governed by the laws of the State of Massachusetts or State of Texas (respectively) without regard to its conflict of law principles. Customer agrees that the sole jurisdiction and venue for any litigation arising from any purchase shall be an appropriate federal or state court of competent jurisdiction located in Essex County, Massachusetts or Denton County, Texas.

LIMITATION OF LIABILITY

In no event shall we, our Directors, Officers, Employees and Representatives be liable for indirect, special, incidental, consequential, punitive or other damages including but not limited to loss of use, loss of data, loss of business income or profits or breach of implied warranties of any kind arising out of the purchase, use or performance of the Products, whether or not it has been advised of the possibility of such damages. Some localities do not allow the exclusion or limitation of incidental or consequential damages, so the above limitation or exclusion may not apply to you.

REMEDIES AND LIMITATIONS ON REMEDIES

In the event of any material breach of the warranty, we will, at our sole option, credit Buyer's account or repair any defective goods or furnish a

replacement part or goods, all subject to Buyer providing written notice of the alleged breach within the time required. The remedies set forth herein shall be the sole and exclusive remedies available to buyer so that our credit of Buyer's account or repair or replacement is a fulfillment of all our obligations. We shall not be liable for any special, consequential, incidental or punitive damages of any kind, nor under any circumstance shall we be liable for damages beyond the price of the goods purchased by Buyer, whether in contract, in tort or under any warranty or other use.

NOTICES

Any notice to us required or permitted hereunder will be deemed to have been effectively delivered if in writing and served by personal delivery to us or sent by registered or certified mail with return receipt requested, postage prepaid, to us at the address specified.

ORDER ACCEPTANCE

Your receipt of an email or other form of order confirmation does not constitute our acceptance of your order or a confirmation of an offer to sell. We reserve the right, without prior notification, to limit the order quantity on any item and/or refuse service to any customer. All orders are subject to review and acceptance by us. Verification of information may be required prior to the acceptance of any order.

PRICING AND SPECIFICATIONS

All prices and specifications are subject to change without notice. We reserve the right to change pricing, products and specifications, or discontinue items at our sole discretion for any reason whatsoever including, but not limited to changing market conditions, product discontinuation, component unavailability, manufacturing cost changes and errors in advertisements.

RETURNS

Customers wishing to return products must first obtain a Return Material Authorization (RMA) number from a Customer Service representative. This number must be printed on the outside of the package in order for it to be received and processed. Merchandise must be shipped prepaid. We will determine if credit will be issued upon evaluation of the product and packaging after it's returned to us. Other details concerning returns are as follows:

STOCK ITEM RETURNS

Items ordered in error must have a Return Material Authorization (RMA) number issued within 30 days of the original order. These parts are eligible for full credit only if the returned products and packaging are in mint and salable condition. A repackaging/restocking charge not to exceed 25% of the sale price may be charged on any products not returned unopened. Under no circumstances will credit be issued after 30 days from date of invoice or for orders exceeding \$500.00 in total value. All freight charges are the responsibility of the customer.

CUSTOM PRODUCT AND TOOL RETURNS

Custom Products and tools are not returnable for any reason unless they are found to be defective.

DEFECTIVE ITEM RETURNS

Defective items must have a Return Material Authorization (RMA) number called in prior to shipping.

DISTRIBUTED ITEM RETURNS

Products distributed by L-com, Inc. carry the warranty of the respective manufacturer only. After 30 days from invoice all merchandise returns for distributed products must be handled directly with that manufacturer in accordance with their warranty.

SALES AND USE TAXES

Any L-com orders shipped to or picked up in California, Florida, Massachusetts, Washington, Texas, Pennsylvania, New Jersey or Michigan will include applicable sales tax. The Customer must pay this tax to L-com unless the Customer provides a valid "Exempt or Resale Certificate" for the applicable state when establishing their account. Customer shall be solely responsible for all sales or use taxes, or other taxes, on orders shipped to any other state. Sales tax will be charged on product cost and shipping and handling where applicable and required by law.

SHIPPING AND PROCESSING

All orders are shipped FOB our plant in Tucson, AZ or our plant in Denton, TX, respectively. The minimum shipping and processing charge for domestic ground shipments is \$10.95.

SHORTAGES

Claims for shortages must be reported within 5 business days of receiving the order, otherwise these orders will be deemed as complete.

TOLERANCES AND VARIATIONS

Except in the particulars specified by Buyer and agreed to in writing by us, the goods being sold to Buyer will be produced in accordance with our standard practices. All goods, however, including those produced to meet an exact specification, will be subject to tolerance and variations consistent with good manufacturing practices in regard to dimension, weight, section, composition, mechanical and electrical properties; to normal variations in surface and internal conditions and in quality; and to deviations from tolerances and variations consistent with practical testing and inspection methods.

EXPORT COMPLIANCE

Each party agrees to comply with all applicable governmental regulations including, but not limited to, the requirements of Arms Export Control

Act, 22 U.S.C.27512794, the International Traffic in Arms Regulations (ITAR), 22 C.F.R. 120 et seq., and the Export Administration Regulations, 15 C.F.R. 730774 as they relate to the import, export, re-export, transfer or re-transfer of information and/or Products and/or Buyer or Seller Property. Without limiting the foregoing, neither the Buyer nor the Seller shall disclose or deliver any information or Products and/or Buyer or Seller Property provided hereunder in any manner contrary to any applicable export or import laws and regulations. The Buyer and the Seller acknowledge that these laws and regulations impose restrictions on import, export and transfer to third countries of certain categories of information and products, and that authorizations or licenses from the applicable regulatory agency may be required before such information and Products and Buyer or Seller property can be disclosed or delivered hereunder, and that such authorizations or licenses may impose further restrictions on use and further disclosure or delivery of such information and Products and/or Buyer or Seller Property.

The Seller shall not be liable for delays or refusals by governmental authorities or other authorities to grant licenses or approvals, nor for suspension or revocation thereof, nor for changes in export classification. Buyer must deliver requested information, including requested end-user information, necessary for export licenses to be granted, and or necessary for the Seller to determine if a license or other type of authorization is required.

For all Custom orders, Buyer shall provide Seller with export classification information for all Buyer property and information (including Buyer drawings) delivered to Seller in relation to this order. Export classification information includes the applicable export control classification, the country of origin and, for hardware only, the Harmonized Tariff Code. For such Custom orders, Seller will supply Buyer with similar export classification information for Products and/or information for which Seller has design authority. Buyer and Seller will promptly notify the other upon a change in classification information

WARRANTY

We warrant our manufactured products and assemblies for a period of one year from time of purchase. These products are warranted against defects in workmanship or materials under normal use. We cannot warranty our products in case of misuse, acts of God, or consequential damage. Alteration of product cancels all warranties. Under no circumstances will we be responsible for any damage beyond the replacement cost of the defective merchandise. We reserve the right to repair or replace any products that are returned under warranty. Products distributed by us carry the warranty of the respective manufacturer only. Goods manufactured by us to meet Buyer's instructions, specifications or requirements are subject to a plus or minus deviation of five percent (5%) in quantity. This warranty applies to the original purchaser only and is not transferable. This limited warranty covers normal use. The limited warranty does not cover damage incurred during shipment, caused by impact with other objects, dropping, immersion in liquid; service by anyone other than us, use not in accordance with instructions, accident, abuse, misuse, natural disasters such as flood, fire, earthquake or lightning, power surges and problems caused by use of power supplies not supplied by us. Warranty coverage will not apply in the event the serial number or brand-name has been removed, altered or defaced. EXCEPT AND TO THE EXTENT EXPRESSLY SET FORTH ABOVE, THERE ARE NO WARRANTIES, EXPRESS OR IMPLIED, INCLUDING, BUT NOT LIMITED TO, ANY WARRANTIES OF MERCHANTABILITY OR FITNESS FOR A PARTICULAR PURPOSE AND WE EXPRESSLY DISCLAIM ALL WARRANTIES NOT STATED HEREIN. Some states do not allow the exclusion of implied warranties or limitations on how long an implied warranty lasts, so the above limitation may not apply to you. This warranty gives you specific legal rights, and you may also have other rights that vary from state to state.

PRIVACY POLICY

We collect the mail address, e-mail address, and phone information of those who communicate with us via written correspondence, e-mail, phone calls and information volunteered by the customer such as survey information and/or site registration. The information that you give us and information about your order may be combined with other personally identifiable information (such as demographic information and past purchase history) available from our records and other sources. This information will be used to make our future marketing efforts more efficient. This information may also be shared with other marketers to bring you offers of interest. If you prefer that we do not share your name and address with other marketers, please e-mail us at update@l-com.com or write us at the address below. L-com, Inc. Attn: Mailroom Manager, 50 High St., West Mill, 3rd floor, Suite #30, North Andover, MA 01845.

TRADEMARKS AND COPYRIGHT NOTICE

All trademarks referenced in this catalog or website may be the service mark, trademark, or registered trademark of the respective manufacturer. Copyright © L-com, Inc. All rights reserved. L-com, the L-com Logo and Micropulse are trademarks or registered trademarks of L-com, Inc in the United States and/or other countries and may not be used without permission of L-com, Inc. HyperAmp, HyperGain, HyperLink Logo, the Hyper-Man character and HyperLink Wireless Audio/Video logo are trademarks or registered trademarks in the United States and/or other countries and may not be used without the permission of L-com Inc.

ANTENNAS 6-19
 Accessories..... 19
 Ceiling..... 17
 Grid..... 8
 Mobile Mount..... 16
 Mounting Brackets..... 19
 Omni..... 10, 11
 Panel..... 12, 13
 Parabolic Dish..... 9
 Patch..... 12, 13
 PCB..... 12
 Radome Covers..... 9
 Range Extender..... 18
 Rubber Duck..... 14
 Sectorial Array..... 15
 Sectorial Panel..... 15
 Yagi..... 18

AUDIO/VIDEO 138-165
 Cable Assemblies
 3.5mm..... 156
 Angled..... 140, 145, 146, 147
 Armored DVI-D..... 147
 Armored HDMI..... 142
 BNC..... 154-156
 DisplayPort..... 148
 DVI..... 143-144, 147
 EVC..... 147
 HDMI..... 139-142, 147
 KVM..... 151
 RCA..... 152, 154
 S-Video (SVHS)..... 152
 SVGA/VGA..... 149-153
 TS (1/4")..... 161
 XLR..... 161
 Adapters, Couplers, Splitters
 3.5mm..... 156, 158
 DisplayPort..... 159
 DVI..... 159
 Gender Changers..... 158
 HD15..... 158, 159
 HDMI..... 159
 RCA..... 152, 158
 Right Angle..... 158
 Connectors
 Field Termination..... 160
 Mini DIN 4..... 158
 TS (1/4")..... 158, 161
 XLR..... 161
 Bulk Cable..... 157, 199
 VGA Extenders/Splitters..... 162
 KVM Switches/Extenders..... 164, 165
 DVI/HDMI Extenders, Splitters..... 162, 163
 Digital Signage Products..... 163
 Rack Panels..... 153, 235, 236

COAXIAL 160-199
 Cable Assemblies - 50 Ohm
 Formable..... 179
 Low Loss 100-series..... 172, 173
 Low Loss 195-series..... 174-178
 Low Loss 200-series..... 174-175, 176
 Low Loss 240-series..... 173, 174, 176, 177
 Low Loss 400-series..... 173-177, 180
 Low Loss 600-series..... 173, 174, 176, 180
 Low Loss 900-series..... 173, 174
 Low PIM..... 178
 RG142B..... 169
 RG174..... 168-170
 RG188..... 168-171
 RG213..... 169, 171
 RG223..... 169, 171
 RG316..... 168-171
 RG58..... 168-171
 Semi-Rigid..... 179
 U.F.L. & 1.13 Mini Coax..... 172
 Cable Assemblies - 75 Ohm
 RG179..... 181
 RG187..... 181, 183
 RG59..... 181-183
 RG6..... 181, 183
 Thinline..... 181-183
 Cable Assemblies - Miscellaneous
 Lightning Protected..... 204
 MIL-STD-1553B..... 184, 223
 Test Leads..... 203
 TRB..... 184, 223

Connectors
 50 and 75 Ohm..... 192-195
 Low PIM..... 178
 Adapters, Couplers, Splitters
 Baluns..... 205
 Interseries..... 187
 Kits..... 190, 203
 Low PIM..... 178
 Within Series..... 188, 189
 Bulk Cable
 734 / 735 Type..... 199
 1505 / 1506..... 199
 Low-Loss..... 198
 RG Series..... 198, 199
 Tools
 Crimping..... 200, 201
 Stripping..... 201
 Wall Plates and Jacks..... 205
 Kits
 Adapter..... 190, 203
 Crimp Tool..... 200, 201
 Terminators..... 202
 Rack Panels..... 235, 242

D-SUBMINIATURE 82-105
 Cable Assemblies
 Angled..... 90, 91
 Armored..... 92
 AT and Null Modem..... 88, 97
 Deluxe..... 85, 86, 89-91, 93, 94
 Deluxe Panel Mountable..... 93
 Economy..... 84
 Heavy Duty..... 86
 High Density..... 94
 LSZH Non-PVC..... 89, 89
 Premium..... 87, 88
 Connectors
 Covers..... 96, 99
 Crimp & Poke..... 102
 Field Termination..... 99, 101, 160
 Hoods..... 103, 104
 Interface Modules..... 131
 PCB..... 101, 102
 Solder Cup..... 102
 Waterproof..... 95
 Adapters, Couplers, Splitters
 Adapter Kits..... 98, 99
 Filtered..... 99
 Gender Changers..... 98
 Right Angle Adapters..... 100
 Serial-Null Modem..... 97
 Y Splitters..... 100
 Bulk Cable..... 105
 Greenlee Products..... 105
 Hardware..... 104
 Tools and Accessories..... 103, 104
 Loopbacks..... 98
 Wall Plates..... 104
 Rack Panels..... 236

ETHERNET 44-81
 Bulk Cable..... 53, 72-74
 Cable Assemblies..... 46-53, 55, 56, 76, 78
 Harsh Environment..... 53-56
 Jacks..... 54, 57, 58, 59, 61, 65
 Patch Panels..... 63, 68-70
 Plugs..... 54, 65, 66, 67
 Switches..... 250-254
 Surveillance Cameras..... 259

ETHERNET CONVERTERS 246-249

ETHERNET SWITCHES 250-255
 Network Storage Servers..... 255

FIBER OPTIC 206-221
 Cable Assemblies
 APC/Simplex Single mode 9/125 .. 218
 Colored, Flex Boot, Bend-Insensitive..... 217
 Military/Industrial..... 207
 OM1 Multimode 62.5/125..... 210, 211
 OM2 Multimode 50/125..... 214, 215
 OM3 10 Gigabit Multimode 50/125..... 214, 215
 OM4 100 Gigabit Multimode 50/125..... 216
 Single mode 9/125..... 208, 209

Adapters, Couplers..... 207, 209, 211, 218
 Bulk Cable..... 209, 211, 213, 215, 216
 Cleaning Tools..... 220
 Connectors..... 219
 Pigtaills..... 209, 211, 213, 215
 Rack Panels..... 221, 234, 242
 Spice Trays..... 221
 Termination Enclosures..... 221
 Test Kits..... 266-268

FIREWIRE, DIN, SCSI, SATA 126-131

Cable Assemblies
 DIN and Mini DIN..... 130, 131
 eSATA, SATA & Ultra ATA..... 127
 Firewire..... 129
 SCSI..... 128
 Adapters, Couplers, Splitters
 DIN and Mini DIN..... 130
 Firewire..... 129
 SCSI..... 128
 Rack Sub-Panels..... 239

IEEE-488 132-137

Cable Assemblies
 Deluxe..... 135
 Molded..... 134
 Premium..... 135
 Connectors..... 137
 Adapters..... 136, 137
 Rack Panels..... 137
 Switch Boxes..... 136

LIGHTNING/SURGE PROTECTORS 34-37

AC/DC Lines..... 40
 Coaxial..... 41
 Current Loop Protectors..... 40
 Ethernet..... 39
 Load Cell/RTD..... 41
 RS422/485/232, AISG..... 40
 Telephone/DSL/T1..... 40
 USB..... 41

PATCH PANELS/RACKS 222-241

Ethernet Patch Panels..... 63, 68-70, 233
 Populated Rack Panels..... 230-233, 238
 Power Cords..... 239
 Power Strips/UPS Systems..... 240, 241
 Rack Enclosures/Accessories..... 223-229
 Relay Racks/Cabinets..... 225
 Universal Frames/Sub-panels..... 234-238

POWER OVER ETHERNET 42, 43

POWER SUPPLIES 239

RF FILTERS/SPLITTERS 28-29

Bandpass Filters..... 29
 Coax Signal Splitters..... 29
 Diplexers..... 29

SECURITY/SURVEILLANCE 252-255

Network Switch Boxes..... 253
 Security Cameras/Systems..... 255

SERIAL PRODUCTS 256-259

Device Servers..... 259
 Line Drivers..... 258
 Serial Converters..... 257-258

TELECOM/MODULAR 44-81

Cable Assemblies
 50 Pin Telco/Octopus..... 76, 78
 Angled..... 50, 51
 Category 5e..... 47-53, 55
 Category 6..... 46, 50, 51, 53
 Category 6a..... 47
 Extension Cables..... 78
 Flat Silver Satin..... 78
 GigE Vision..... 59
 Harsh Environment..... 54-55
 Hi-Flex..... 58
 M8 Assemblies..... 57
 M12 Assemblies..... 56
 Shielded Category 5e..... 47, 48, 50, 51
 Shielded Category 6..... 46, 47, 50, 51
 Slim-Line..... 47
 Y Splitters..... 79

Adapters, Couplers, Splitters
 Couplers..... 69, 71, 72, 79
 Harmonicas..... 77
 M8 Receptacles..... 57
 M12 Receptacles..... 56
 T and Y Adapters..... 80, 81
 Jacks
 Category 5e..... 60, 61
 Category 6..... 60, 61
 Category 3 and Telephone..... 61
 Harsh Environment..... 54, 57
 Wall Plates..... 62, 63
 Surface Mount Boxes..... 63
 Plugs..... 67, 68
 Bulk Cable..... 58, 73, 74-76
 Tools and Accessories..... 65, 66, 68
 Patch Panels..... 64, 69, 71

TEST EQUIPMENT 260-265

Coaxial/Cable Testers..... 261, 262
 Test Kits/Environmental Testers..... 262
 Fiber Optic..... 264
 Label Printers..... 265
 Modular..... 262, 263
 Network/Cable..... 263

UPS (Uninterruptible Power Supply) 240, 241

USB 106-125

Cable Assemblies
 2.0..... 110-117
 3.0..... 107-109
 3.1..... 107
 Angled..... 108, 113-116
 Armored..... 113
 Deluxe..... 110
 Economy..... 110
 Latching..... 112
 LSZH..... 111, 112
 Machine Vision Panel Mount..... 109
 Mini B/Micro B..... 107, 109, 111, 115
 Panel Mount..... 112, 117, 120
 Premium..... 110, 111
 Specialty..... 111, 125
 Vision..... 109
 Waterproof..... 118
 Connectors
 Field Termination..... 119, 122
 Hoods and Covers..... 122
 Panel Mount..... 113-116
 Adapters, Couplers, Splitters
 Molded..... 117
 Panel Mount..... 119, 120, 122
 Right Angle..... 121
 Hubs, Converters, Cards
 Converter Cables..... 122
 Isolators, Hubs..... 122, 123
 Extenders..... 124, 125
 Bulk Cable..... 122
 Rack Panels..... 236

WEATHERPROOF ENCLOSURES 30-37

Accessories..... 37
 Cooled/Heated..... 33-35
 DIN Rail..... 37
 NID..... 37
 Non-Powered..... 35, 36, 37
 PoE..... 34
 Windowed..... 35

WIRELESS CPE/ACCESS POINTS/ADAPTERS 24-27

Access Points..... 25, 26
 Adapters..... 25, 26
 Dish Antenna Kits..... 25
 MIMO Dual Polarized Antenna Kits..... 25
 Routers/Client Bridges..... 26


WLAN AMPLIFIERS 20-23

2.4 GHz..... 21, 22
 4.9 GHz/5.8 GHz..... 21
 900 MHz..... 23

Modular Jacks




4-POSITION 4 CONTACT (HANDSET)




6-POSITION 4 CONTACT (RJ11)




6-POSITION 6 CONTACT (RJ12)



8-POSITION 8 CONTACT (RJ45)




8-POSITION 8 CONTACT KEYED (RJ45)



10-POSITION 10 CONTACT

USB Connectors



2.0 Type A Jack



2.0 Type A Plug



2.0 Type B Jack



2.0 Type B Plug



2.0 Micro Type B Jack



2.0 Micro Type B Plug



2.0 Mini Type B Jack (4 position)



2.0 Mini Type B Plug (4 position)



3.0 Type A Jack



3.0 Type A Plug



3.0 Type B Jack



3.0 Type B Plug



3.0 Micro Type B Jack



3.0 Micro Type B Plug



2.0 Mini Type B Jack (5 position)



2.0 Mini Type B Plug (5 position)

Mini DIN and DIN Connectors



Mini DIN 4



Mini DIN 6



Mini DIN 8



DIN 5

Fiber Optic Connectors



ST CONNECTOR



SC CONNECTOR



FC CONNECTOR



MPO CONNECTOR



LC CONNECTOR



MT-RJ CONNECTOR

Coaxial Connectors



SMA PLUG



SMA JACK



SMB PLUG 50 Ohm



SMB JACK 50 Ohm



SMB PLUG 75 Ohm



SMB JACK 75 Ohm



SMC PLUG



SMC JACK



BNC PLUG 50 Ohm



BNC JACK 50 Ohm



BNC PLUG 75 Ohm



BNC JACK 75 Ohm



TNC PLUG



TNC JACK



RCA PLUG



RCA JACK



FME PLUG



FME JACK



"F" PLUG



"F" JACK



MMCX PLUG



MMCX JACK



RP-MMCX



MCX PLUG



MCX JACK



"N" PLUG



"N" JACK



UHF PLUG



UHF JACK



QMA PLUG



QMA JACK



TRB PLUG 78 Ohm



NMO



WAVERIDER® COMPATIBLE (MALE)



MC CARD (MALE)



Sony Ericsson® COMPATIBLE EDGE PC CARD*



ORINOCO® COMPATIBLE AP COMPATIBLE*




SIERRA WIRELESS AIRCARD® COMPATIBLE*

*See L-com.com for actual models this connector is compatible with.

Note: Images on this page are for reference only and are not to scale. See all of our connectors online at L-com.com/ConnectorChart

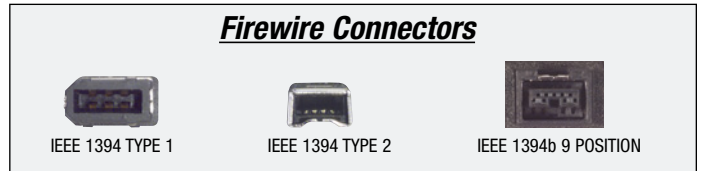
Audio / Video Connectors



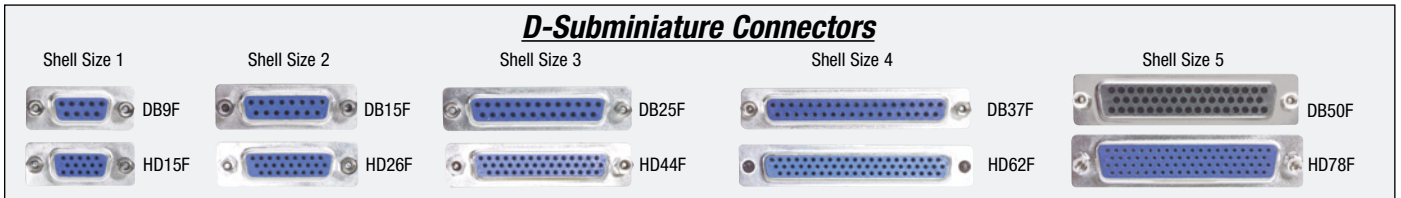
SATA/eSATA Connectors



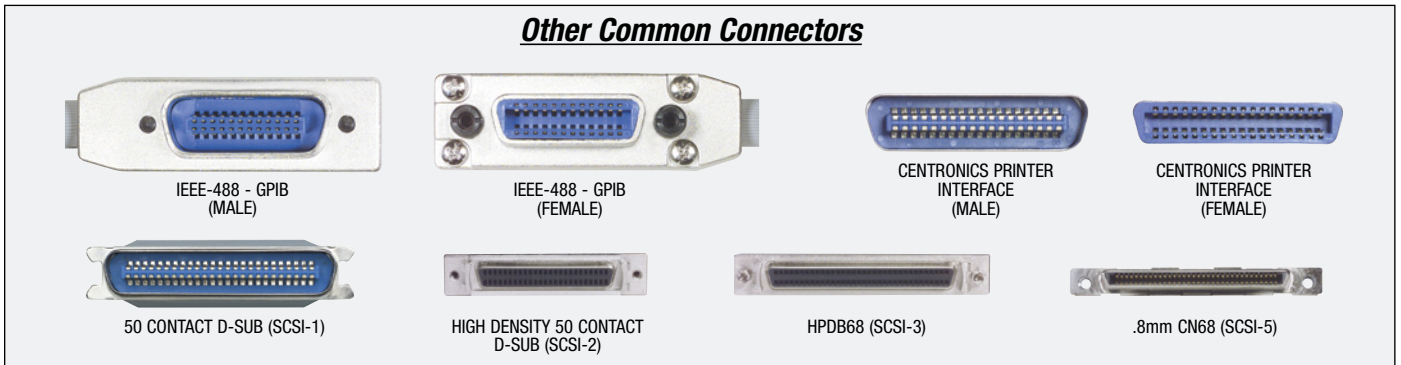
Firewire Connectors



D-Subminiature Connectors



Other Common Connectors



Note: Images on this page are for reference only and are not to scale.

Methods of Payment: (Domestic C.O.D. ground only)

• L-com account



Shipping Methods

- Next Day Air Next Business Day by 10:30
- Second Day Air Two Business Days
- Ground 3-5 Business Days, Continental US Only

All orders are shipped FOB our plant in North Andover, MA or our plant in Denton, TX, respectively.

Shipping and Processing

The **MINIMUM** shipping and processing charges are as follows:

- Domestic ground shipments: \$10.95
 - Domestic ground C.O.D.: \$21.95
 - Canadian ground shipments: \$16.95
 - Outside the USA and Canada: \$25.00
- Exact shipping charges will be added to your invoice.

Call Center Hours: 8:00 A.M. - 8:00 P.M. ET (Including Tech Support)

CONTACT ID: 

Our Experts Are Here to Help.



Same-day shipping

On orders placed by 4:00 pm ET



Secure online ordering

L-com.com

sales@L-com.com



USA & Canada (800) 343-1455
International +1 (978) 682-6936



Fax 1-978-689-9484