

CVB-EX

5015 reverse bayonet ATEX Connectors



Standards




Certification

94/9/EC (ATEX) Directive

According to European Standards

EN 60079-0
EN 60079-1
EN 61241-0
EN 61241-1

Certificate **ICEPI 08 ATEX 03C002X**

-  I M2 Ex d I
-  II 2G Ex d IIC
-  II 2GD Ex d IIC tD A21 IP66/IP67

Application area

Suitable for **surface applications**
Group II Zones 1, 21, 2 and 22 (Gas and Dust)

Gas Group **IIC**

Suitable for **underground applications**
Group I category M2

Can be installed on devices and enclosures designed with following type of protection

Explosion proof	Ex d – EN60079-1
Increased safety	Ex e – EN60079-7
Intrinsic safety	Ex i – EN60079-11
Pressurization	Ex p – EN60079-2

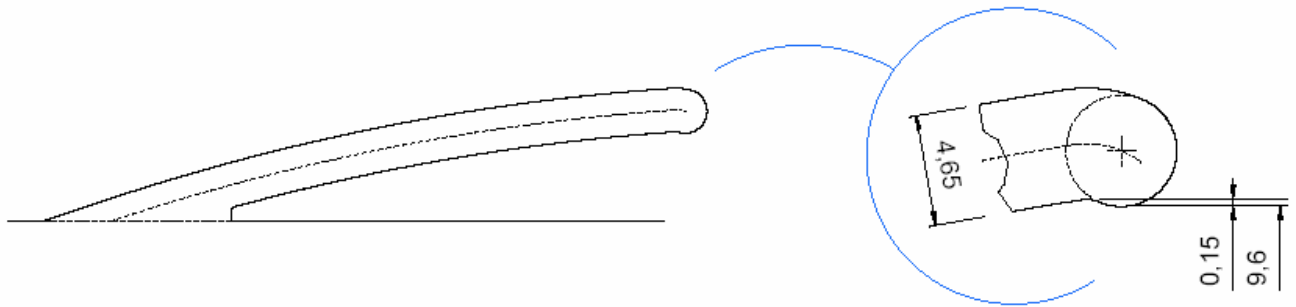
General Characteristics

- Working Temperature: -40°C / +135°C
- Protection degree IP66/IP67 according to EN 60529
- Hard anodized aluminium alloy or nickel plated brass
- Hundreds of available arrangements according to Mil-C-5015
- from size 16s to size 40
- 2 to 150 contacts
- Crimp or solder contacts
- Safety lock by threaded stainless steel hexagon socket screw

Reverse bayonet coupling system

The reverse bayonet connectors are derived from the threaded Mil-C-5015 series to provide faster coupling and anti-vibration resistance.

In this series the coupling system is composed of 3 bayonet ramps (see drawing below) machined on the external side of the receptacle connector and 3 stainless steel studs mounted inside the plug connector's coupling nut.



Characteristic

To mate connectors rotate coupling-nut 120° only
Audible, visible and tactile mating.

The bayonet ramps are resistant to damage

Advantages against the thread coupling

Fast coupling and uncoupling

Security of coupling is guaranteed and consequently improved reliability

Higher number of mating cycles