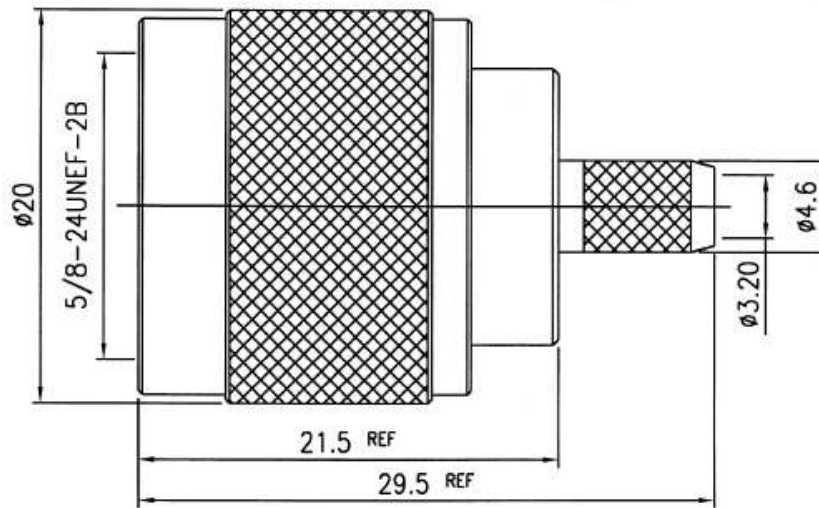
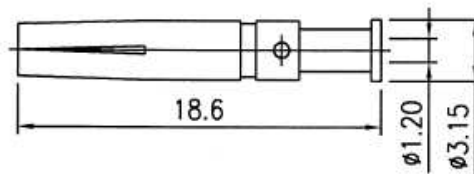
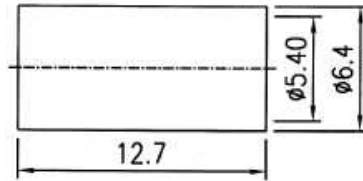


**NOTICE OF PROPRIETARY RIGHTS** THIS DOCUMENT CONTAINS CONFIDENTIAL TECHNICAL DATA, INCLUDING TRADE SECRETS, PROPRIETARY TO TIMES MICROWAVE SYSTEMS. DISCLOSURE OF THIS DATA IS EXPRESSLY CONDITIONED UPON YOUR ASSENT THAT ITS USE IS LIMITED TO USE WITHIN YOUR COMPANY ONLY. ANY OTHER USE IS STRICTLY PROHIBITED WITHOUT THE PRIOR WRITTEN CONSENT OF TIMES MICROWAVE SYSTEMS.

SYM	REVISION DESCRIPTION	DFTM	DATE	APPD	DATE
-	RELEASED FOR PRODUCTION	J. C. L.	6/14/00	J. C. L.	6/14/00
A	CHANGED PER CDC #34616	D. J. H.	12/22/11	J. D. B.	1/3/12
B	CHANGED PER CDC #34643	D. J. H.	1/4/12	J. D. B.	1/4/12



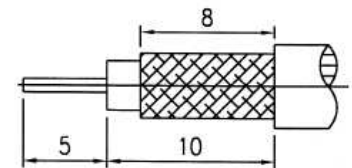
**Australian Representatives**  
**ROJONE, PTY LTD.**  
 Tel: 02 9829 1555  
 E: sales@rojone.com.au  
 www.rojone.com.au



**NOTE:**

1. CRIMP THE FERRULE TO .213" HEX.
2. CONTACT PIN IS SOLDERED.

Ferrule	Brass	Nickel
Shell	Brass	Nickel
Gasket	Si-Rubber	Red
Retaining Ring	Brass	None
Barrel	Brass	Nickel
Insulation	Teflon	None
Pin	Brass	Gold
Body	Brass	Nickel
DESCRIPTION	MATERIAL	FINISH



RECOMMENDED  
CABLE STRIPPING DIM'S

MATL:	UNLESS OTHERWISE SPECIFIED		DFTM. J. C. L.	TIMES MICROWAVE SYSTEMS	
	ALL DIMENSIONS ARE IN mm MACHINED SURFACES FINISH N/ARMS MAX. REMOVE ALL BURRS 0.15X45° MAX. BREAK MACHINE CORNERS 0.15X45° MAX. FILLET R. TOLERANCES ON DECIMALS .X ± 0.2 .XX ± 0.1 ANGLES ± 1/2° FRACTIONS ± N/A		DATE 6/14/00		
USED ON: A	DO NOT SCALE DRAWING		CHKD. J. C. L.	<b>TC-200-NM-RP</b> REVERSE POLARITY N MALE CRIMP/SOLDER FOR LMR-200 CABLE	
			DATE 6/14/00		
SCALE: N/A	DWG. SIZE: A	CODE IDENT: 68999	APPD. J. C. L.	DATE 6/14/00	SHEET 1 of 1   SD3190-959   REV B