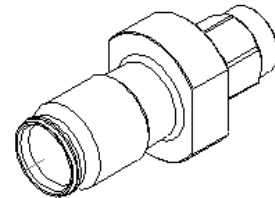
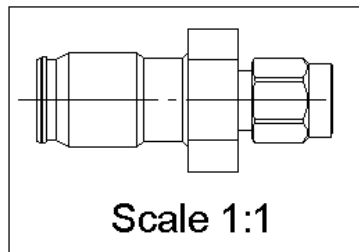
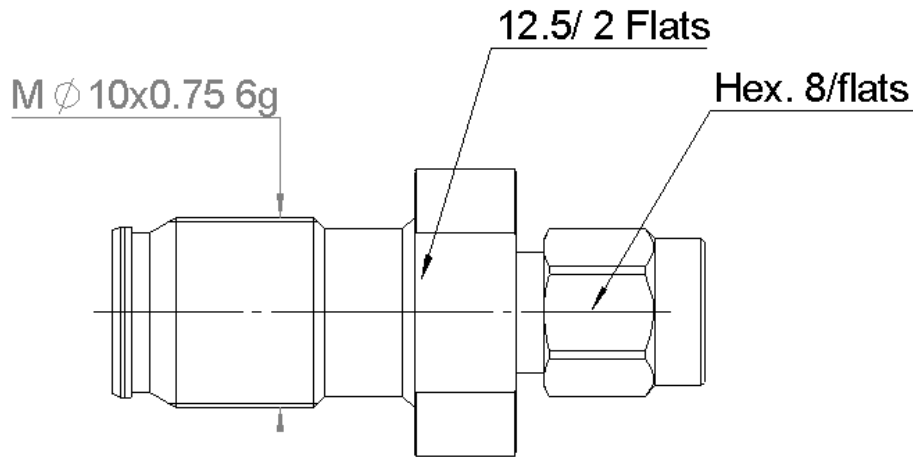
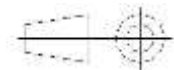


PAGE 1/2	ISSUE 26-05-17A	SERIES ADAPTER	PART NUMBER <b>R191.621.017</b>
----------	-----------------	-------------------	---------------------------------



All dimensions are in mm.



COMPONENTS	MATERIALS	PLATING ( $\mu\text{m}$ )
Body	<b>BRASS</b>	<b>BBR</b>
Center contact	<b>BERYLLIUM COPPER</b>	<b>GOLD OVER NICKLE</b>
Outer contact	-	-
Insulator	<b>PTFE</b>	
Gasket	<b>SILICONE RUBBER</b>	
Others parts	<b>BRASS</b>	<b>BBR/PASSIVE</b>
-	-	-
-	-	-

**Australian Representatives**  
**ROJONE, PTY LTD.**

Tel: 02 9829 1555  
E: sales@rojone.com.au  
[www.rojone.com.au](http://www.rojone.com.au)

PAGE <b>2/2</b>	ISSUE <b>26-05-17A</b>	SERIES <b>ADAPTER</b>	PART NUMBER <b>R191.621.017</b>
-----------------	------------------------	--------------------------	---------------------------------

**PACKAGING**

Standard	Unit	Other
<b>1</b>	<b>Contact us</b>	<b>Contact us</b>

**ELECTRICAL CHARACTERISTICS**

Impedance		<b>50</b>	Ω	
Frequency		<b>0-20</b>	GHz	
VSWR	* +	<b>0.0000</b>	x F(GHz) Maxi	
Insertion loss		<b>**</b>	√F(GHz) dB Maxi	
RF leakage	- (	<b>NA</b>	- F(GHz)) dB Maxi	
Voltage rating		<b>335</b>	Veff Maxi	
Dielectric withstanding voltage		<b>750</b>	Veff mini	
Insulation resistance		<b>5000</b>	MΩ mini	

**MECHANICAL CHARACTERISTICS**

Center contact retention				
Axial force – Mating End		<b>NA</b>	N mini	
Axial force – Opposite end		<b>NA</b>	N mini	
Torque		<b>NA</b>	N.cm mini	
Recommended torque				
Mating	<b>NEX10 SMA 3.5</b>		<b>NA</b>	N.cm
			<b>NA</b>	N.cm
			<b>NA</b>	N.cm
			<b>NA</b>	N.cm
Mating life		<b>100</b>	Cycles mini	
Weight		<b>15.40</b>	g	

**ENVIRONMENTAL**

Operating	<b>-55~+125</b>	°C
Hermetic seal	<b>NA</b>	Atm.cm3/s
Panel leakage	<b>NA</b>	

**SPECIFICATION**

**OTHER CHARACTERISTICS**

\*..0~3GHz VSWR≤1.05, 3~6GHz VSWR≤1.12  
6-20GHz VSWR≤1.17

\*\*..0~6GHz IL≤0.12dB, 6-10GHz IL≤0.15dB ,  
10-20GHz IL≤0.2dB