



## WR-137 Waveguide 40 dB Crossguide Coupler, CPR-137G Flange, SMA Female Coupled Port, 5.85 GHz to 8.2 GHz, Bronze

### Waveguide Couplers Assemblies Technical Data

PEWCT1106

The PEWCT1106 is a 40 dB WR-137 four port crossguide coupler with one coupled port terminated (making it a three port coupler) and a coax adapter on the opposite coupled port. This coupler can be mounted directly into the waveguide signal path, connected via coax to allow signal sampling /monitoring. The coupler has a typical VSWR of 1.05:1 and are made of bronze with brass CPR-137G flanges. The PEWCT1106 is part of a family of cross guide couplers offered by Pasternack with coupling values ranging from 20 to 50 dB. There is also a full family of top wall (broad wall) couplers. For the three port version of this coupler (terminated but no coax adapter) please see the PEWCT1042. For the four port version of this coupler (no termination, no coax adapter) please see the PEWCP1077.

#### Features

- Three Port
- Crossguide Waveguide Coupler
- Terminated
- 40 dB Nominal Coupling Level
- SMA Female Coax Adapter
- 5.85 GHz to 8.2 GHz Frequency Range
- Waveguide Body made of Bronze with Brass Flanges
- Low VSWR

#### Applications

- Test Benches
- Radar
- Satellite
- Microwave Radio
- Attenuation Measurements
- Power Measurements
- Source Leveling

#### Electrical Specifications

| Description                       | Minimum | Typical | Maximum | Units |
|-----------------------------------|---------|---------|---------|-------|
| Frequency Range                   | 5.85    |         | 8.2     | GHz   |
| Impedance                         |         | 50      |         | Ohms  |
| <b>Coupler</b>                    |         |         |         |       |
| Nominal Coupling Level            |         | 40      |         | dB    |
| Directivity                       |         | 20      |         | dB    |
| Insertion Loss                    |         | 0.1     |         | dB    |
| Main Line VSWR                    |         | 1.05:1  |         |       |
| <b>Termination</b>                |         |         |         |       |
| Input Power (CW)                  |         |         | 6       | Watts |
| <b>Waveguide to Coax Adapters</b> |         |         |         |       |
| VSWR                              |         | 1.25:1  |         |       |

#### Mechanical Specifications

##### Interface

Waveguide Size WR-137

Click the following link (or enter part number in "SEARCH" on website) to obtain additional part information including price, inventory and certifications: [WR-137 Waveguide 40 dB Crossguide Coupler, CPR-137G Flange, SMA Female Coupled Port, 5.85 GHz to 8.2 GHz, Bronze PEWCT1106](#)



WR-137 Waveguide 40 dB Crossguide Coupler, CPR-137G  
Flange, SMA Female Coupled Port, 5.85 GHz to 8.2 GHz, Bronze

Waveguide Couplers Assemblies Technical Data

PEWCT1106

|                                       |            |
|---------------------------------------|------------|
| Flange Type                           | CPR-137G   |
| Flange Material and Plating           | Brass      |
| RF Connector Type                     | SMA Female |
| Coupler Body Material and Plating     | Bronze     |
| Termination Body Material and Plating | Bronze     |

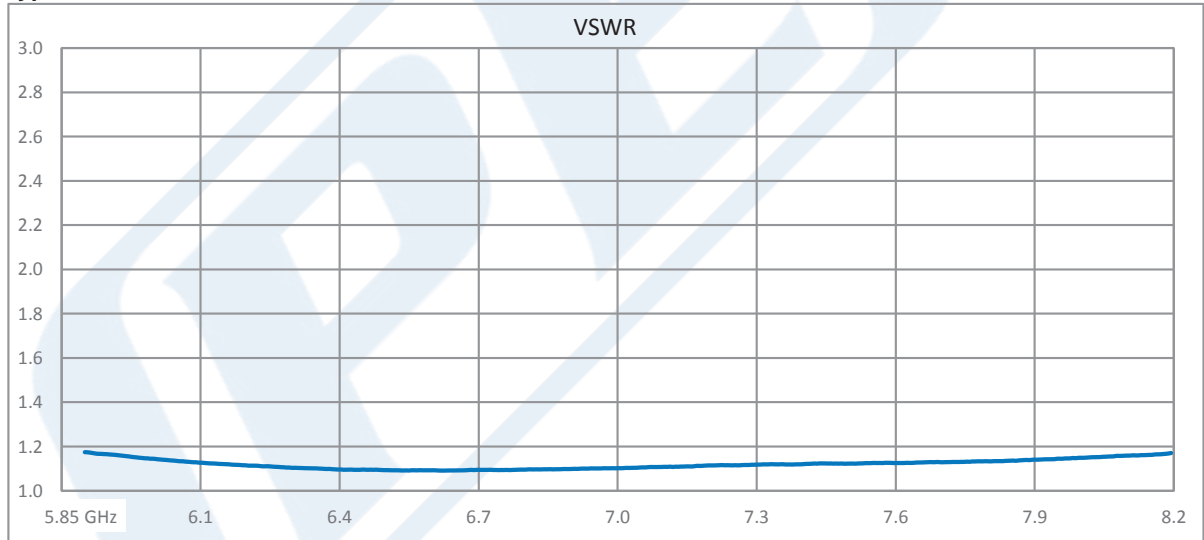
**Environmental Specifications**

**Compliance Certifications** (see [product page](#) for current document)

**Plotted and Other Data**

Notes:

**Typical Performance Data**



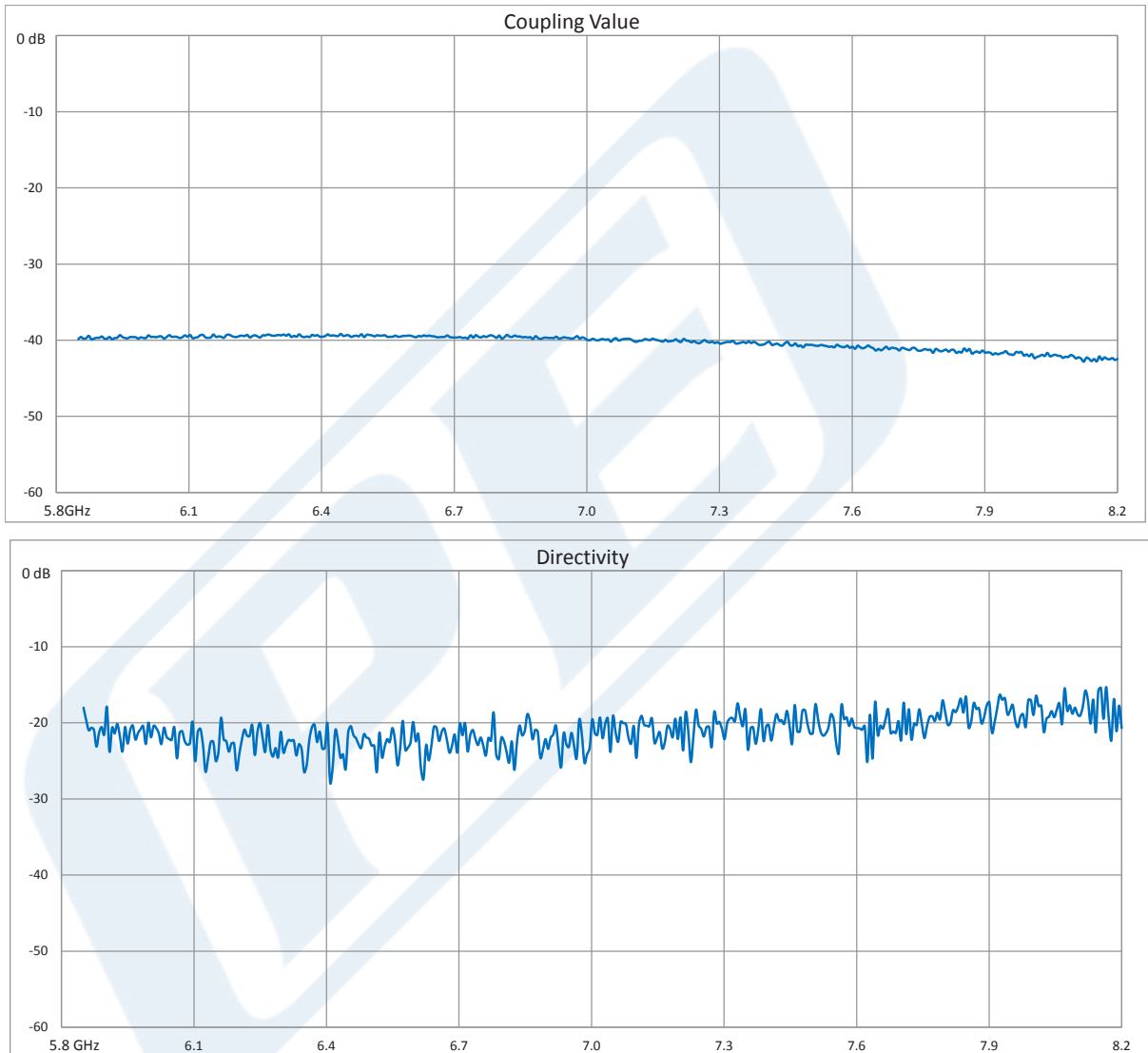
Click the following link (or enter part number in "SEARCH" on website) to obtain additional part information including price, inventory and certifications: [WR-137 Waveguide 40 dB Crossguide Coupler, CPR-137G Flange, SMA Female Coupled Port, 5.85 GHz to 8.2 GHz, Bronze PEWCT1106](#)



WR-137 Waveguide 40 dB Crossguide Coupler, CPR-137G  
Flange, SMA Female Coupled Port, 5.85 GHz to 8.2 GHz, Bronze

Waveguide Couplers Assemblies Technical Data

PEWCT1106



Click the following link (or enter part number in "SEARCH" on website) to obtain additional part information including price, inventory and certifications: [WR-137 Waveguide 40 dB Crossguide Coupler, CPR-137G Flange, SMA Female Coupled Port, 5.85 GHz to 8.2 GHz, Bronze PEWCT1106](#)



WR-137 Waveguide 40 dB Crossguide Coupler, CPR-137G  
Flange, SMA Female Coupled Port, 5.85 GHz to 8.2 GHz, Bronze

## Waveguide Couplers Assemblies Technical Data

PEWCT1106

WR-137 Waveguide 40 dB Crossguide Coupler, CPR-137G Flange, SMA Female Coupled Port, 5.85 GHz to 8.2 GHz, Bronze from Pasternack Enterprises has same day shipment for domestic and International orders. Our RF, microwave and millimeter wave products maintain a 99.4% availability and are part of the broadest selection in the industry.

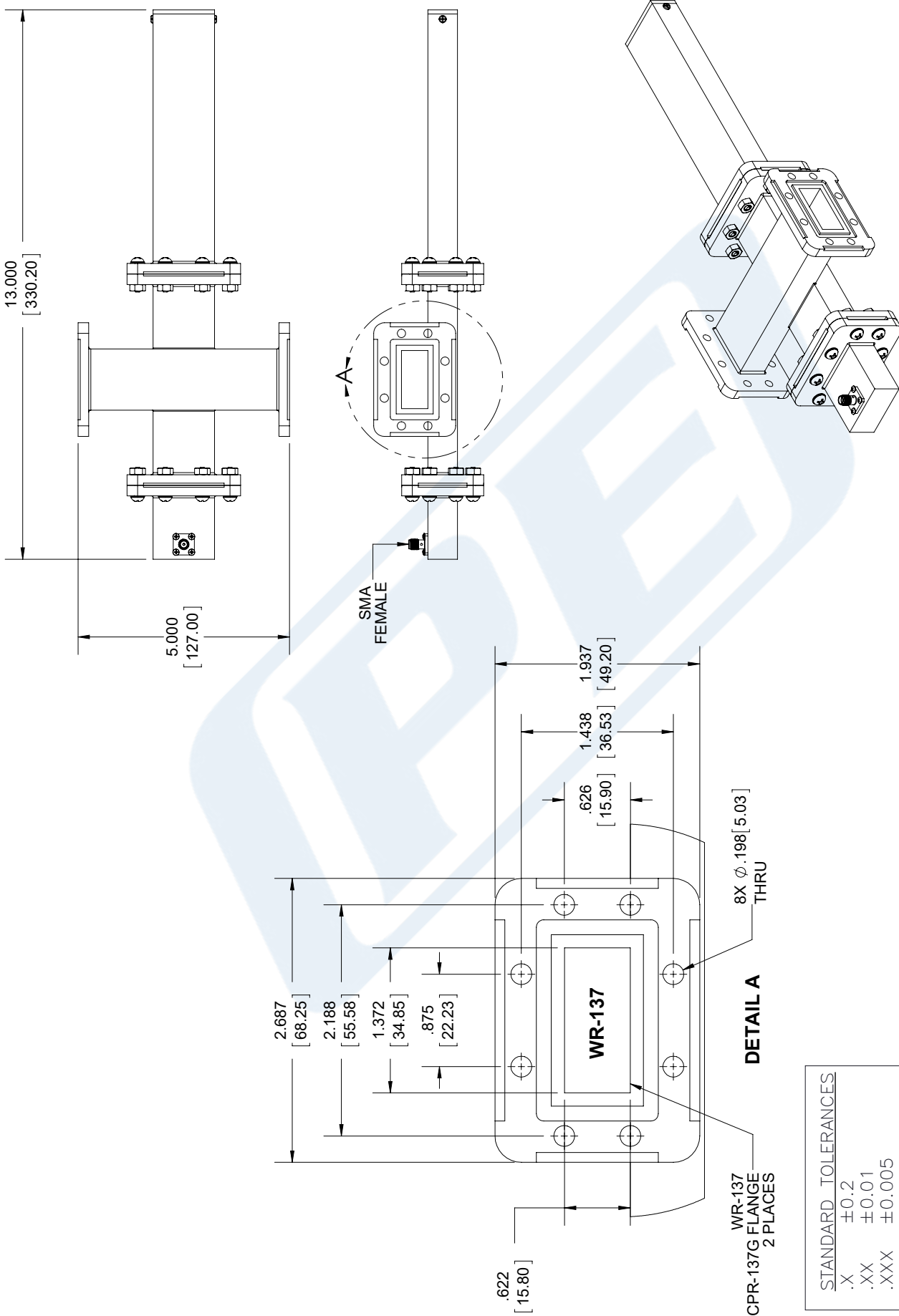
Click the following link (or enter part number in "SEARCH" on website) to obtain additional part information including price, inventory and certifications: [WR-137 Waveguide 40 dB Crossguide Coupler, CPR-137G Flange, SMA Female Coupled Port, 5.85 GHz to 8.2 GHz, Bronze PEWCT1106](https://www.pasternack.com/wr137-waveguide-40db-crossguide-coupler-cpr-137g-sma-8.2-ghz-pewct1106-p.aspx)

URL: <https://www.pasternack.com/wr137-waveguide-40db-crossguide-coupler-cpr-137g-sma-8.2-ghz-pewct1106-p.aspx>

The information contained in this document is accurate to the best of our knowledge and representative of the part described herein. It may be necessary to make modifications to the part and/or the documentation of the part, in order to implement improvements. Pasternack reserves the right to make such changes as required. Unless otherwise stated, all specifications are nominal. Pasternack does not make any representation or warranty regarding the suitability of the part described herein for any particular purpose, and Pasternack does not assume any liability arising out of the use of any part or documentation.

# PEWCT1106 CAD Drawing

WR-137 Waveguide 40 dB Crossguide Coupler, CPR-137G Flange, SMA Female Coupled Port, 5.85 GHz to 8.2 GHz, Bronze



NOTES:  
 1. UNLESS OTHERWISE SPECIFIED ALL DIMENSIONS ARE NOMINAL.  
 2. ALL SPECIFICATIONS ARE SUBJECT TO CHANGE WITHOUT NOTICE AT ANY TIME  
 3. DIMENSIONS ARE IN INCHES [mm].

DWG TITLE  
 PEWCT1106

CAGE CODE 53919

CAD FILE 062617

SCALE N/A

SIZE A

9999

**PE PASTERNAK®**  
 THE ENGINEER'S RF SOURCE  
 Pasternack Enterprises, Inc.  
 P.O. Box 16759 | Irvine | CA | 92623

Phone: (949) 261-1920 | Fax: (949) 261-7451  
 Website: www.pasternack.com | E-Mail: sales@pasternack.com