



WR-137 Waveguide 40 dB Crossguide Coupler, 3 Port,  
 CPR-137G Flange, 5.85 GHz to 8.2 GHz, Bronze

Waveguide Couplers Assemblies Technical Data

PEWCT1042

The PEWCT1042 is a 40 dB three port, terminated WR-137 crossguide waveguide coupler that operates in the frequency range of 5.85 to 8.2 GHz. The coupler has a typical VSWR of 1.05. These designs are made of Bronze with Brass CPR-137G Flanges. Pasternack offers a complete family of crossguide couplers in both three port (terminated) and four port (unterminated) configurations that are in stock and ship on the same day. Top wall couplers are also available.

**Features**

- Three Port
- Crossguide Waveguide Coupler
- Terminated
- 40 dB Nominal Coupling Level
- 5.85 GHz to 8.2 GHz Frequency Range
- Waveguide Body made of Bronze with Brass Flanges
- Low VSWR
- Grooved CPR

**Applications**

- Test Benches
- Radar
- Satellite
- Microwave Radio
- Attenuation Measurements
- Power Measurements
- Source Leveling

**Electrical Specifications**

Description	Minimum	Typical	Maximum	Units
Frequency Range	5.85		8.2	GHz
<b>Coupler</b>				
Nominal Coupling Level		40		dB
Directivity		20		dB
Insertion Loss		0.1		dB
Main Line VSWR		1.05:1		
<b>Termination</b>				
VSWR		1.02		
Input Power (CW)			6	Watts

**Mechanical Specifications**

<b>Size</b>	
Length	11.25 in [285.75 mm]
Width	5 in [127 mm]
<b>Interface</b>	
Waveguide Size	WR-137
Flange Type	CPR-137G

Click the following link (or enter part number in "SEARCH" on website) to obtain additional part information including price, inventory and certifications: [WR-137 Waveguide 40 dB Crossguide Coupler, 3 Port, CPR-137G Flange, 5.85 GHz to 8.2 GHz, Bronze PEWCT1042](#)



WR-137 Waveguide 40 dB Crossguide Coupler, 3 Port,  
CPR-137G Flange, 5.85 GHz to 8.2 GHz, Bronze

Waveguide Couplers Assemblies Technical Data

PEWCT1042

Flange Material and Plating	Brass
Coupler Body Material and Plating	Bronze
Termination Body Material and Plating	Bronze

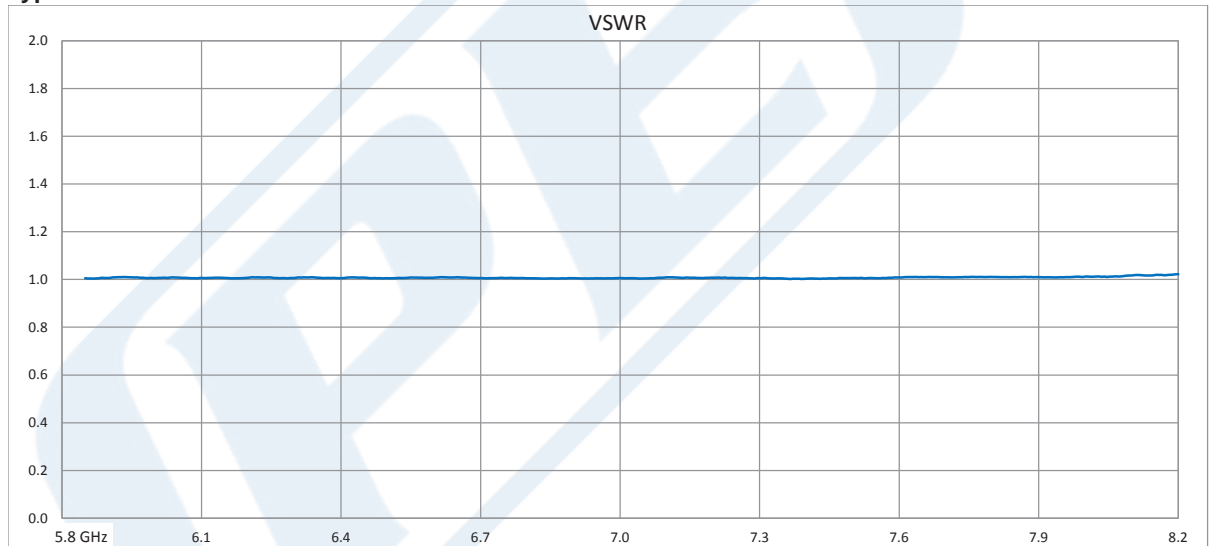
**Environmental Specifications**

**Compliance Certifications** (see [product page](#) for current document)

**Plotted and Other Data**

Notes:

**Typical Performance Data**



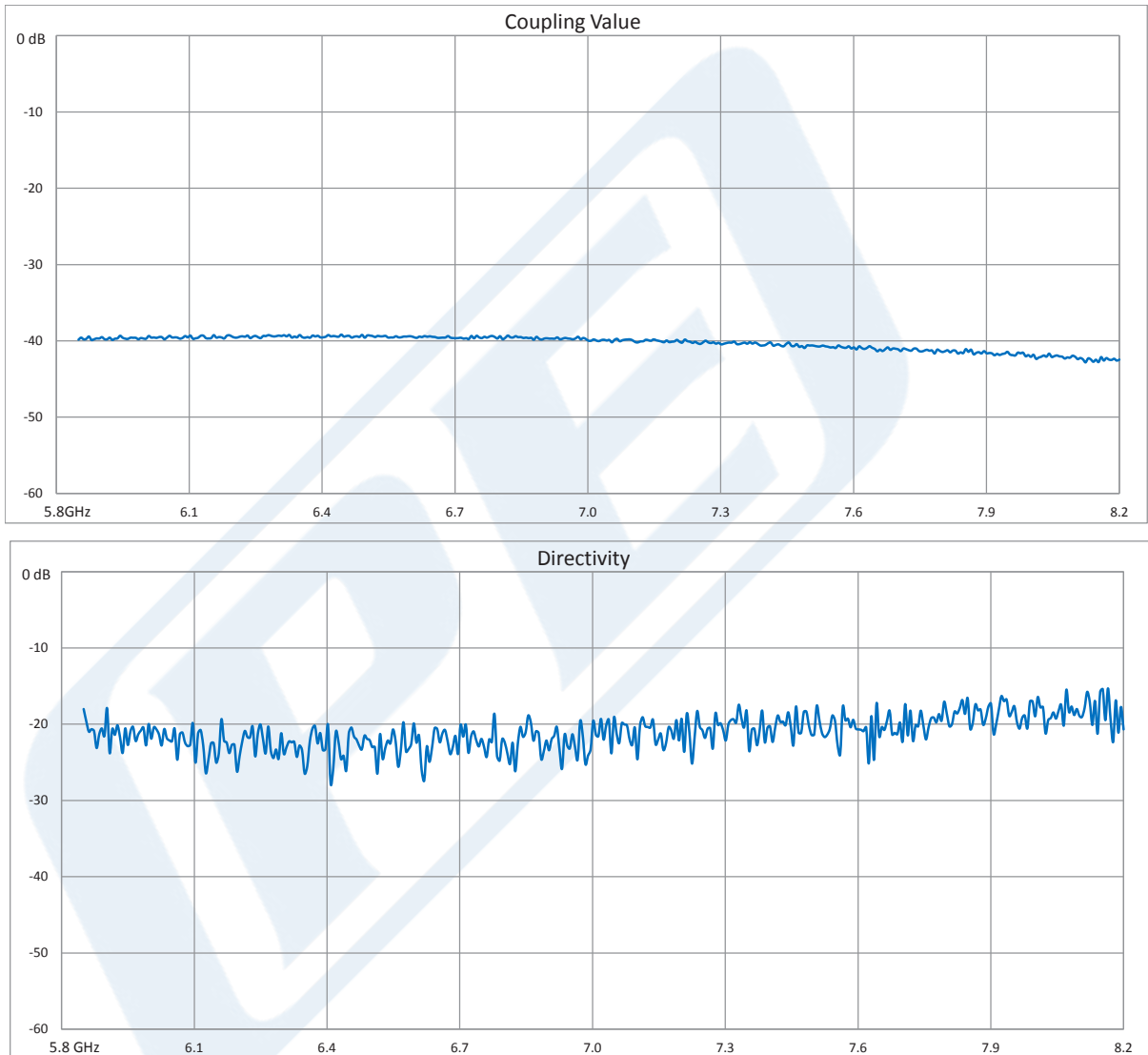
Click the following link (or enter part number in "SEARCH" on website) to obtain additional part information including price, inventory and certifications: [WR-137 Waveguide 40 dB Crossguide Coupler, 3 Port, CPR-137G Flange, 5.85 GHz to 8.2 GHz, Bronze PEWCT1042](#)



WR-137 Waveguide 40 dB Crossguide Coupler, 3 Port,  
CPR-137G Flange, 5.85 GHz to 8.2 GHz, Bronze

Waveguide Couplers Assemblies Technical Data

PEWCT1042



Click the following link (or enter part number in "SEARCH" on website) to obtain additional part information including price, inventory and certifications: [WR-137 Waveguide 40 dB Crossguide Coupler, 3 Port, CPR-137G Flange, 5.85 GHz to 8.2 GHz, Bronze PEWCT1042](#)



WR-137 Waveguide 40 dB Crossguide Coupler, 3 Port,  
CPR-137G Flange, 5.85 GHz to 8.2 GHz, Bronze

## Waveguide Couplers Assemblies Technical Data

PEWCT1042

WR-137 Waveguide 40 dB Crossguide Coupler, 3 Port, CPR-137G Flange, 5.85 GHz to 8.2 GHz, Bronze from Pasternack Enterprises has same day shipment for domestic and International orders. Our RF, microwave and millimeter wave products maintain a 99.4% availability and are part of the broadest selection in the industry.

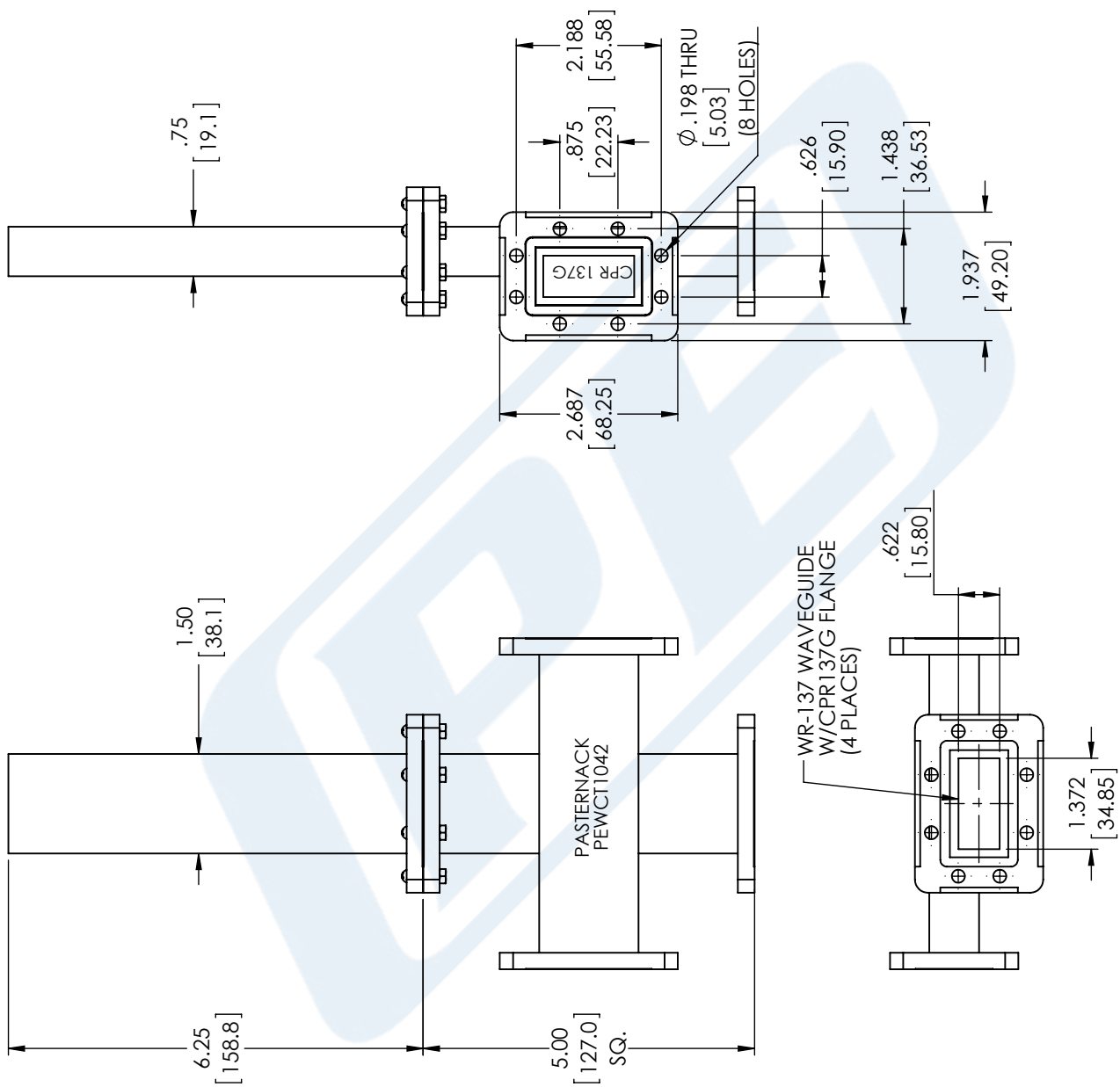
Click the following link (or enter part number in "SEARCH" on website) to obtain additional part information including price, inventory and certifications: [WR-137 Waveguide 40 dB Crossguide Coupler, 3 Port, CPR-137G Flange, 5.85 GHz to 8.2 GHz, Bronze PEWCT1042](https://www.pasternack.com/wr-137-waveguide-40-db-crossguide-coupler-3-port-cpr-137g-pewct1042-p.aspx)

URL: <https://www.pasternack.com/wr-137-waveguide-40-db-crossguide-coupler-3-port-cpr-137g-pewct1042-p.aspx>

The information contained in this document is accurate to the best of our knowledge and representative of the part described herein. It may be necessary to make modifications to the part and/or the documentation of the part, in order to implement improvements. Pasternack reserves the right to make such changes as required. Unless otherwise stated, all specifications are nominal. Pasternack does not make any representation or warranty regarding the suitability of the part described herein for any particular purpose, and Pasternack does not assume any liability arising out of the use of any part or documentation.

# PEWCT1042 CAD Drawing

WR-137 Waveguide 40 dB Crossguide Coupler, 3 Port, CPR-137G Flange, 5.85 GHz to 8.2 GHz, Bronze



STANDARD TOLERANCES	
.X	±0.2
.XX	±0.1
.XXX	±0.05

\*STANDARD TOLERANCES APPLY ONLY TO DIMENSIONS IN INCHES

**PE PASTERNAK®**  
 THE ENGINEER'S RF SOURCE  
 Pasternack Enterprises, Inc.  
 P.O. Box 16759 | Irvine | CA | 92623  
 Phone: (949) 261-1920 | Fax: (949) 261-7451  
 Website: www.pasternack.com | E-Mail: sales@pasternack.com

DWG TITLE  
**PEWCT1042**  
 CAGE CODE 53919

NOTES:  
 1. UNLESS OTHERWISE SPECIFIED ALL DIMENSIONS ARE NOMINAL.  
 2. ALL SPECIFICATIONS ARE SUBJECT TO CHANGE WITHOUT NOTICE AT ANY TIME.  
 3. DIMENSIONS ARE IN INCHES [mm].

CAD FILE 050517      SCALE N/A      SIZE A      CN\_0992