



WR-42 Standard Gain Horn Antenna Operates From 18 GHz
to 26.5 GHz With a Nominal 20 dB Gain WR-42 Input

TECHNICAL DATA SHEET

PE9852-20

WR-42 Standard Gain Horn Antenna Operates From 18 GHz to 26.5 GHz With a Nominal 20 dB Gain WR-42 Input

Configuration

Design	WR-42 Standard Gain Horn
Frequency Range, GHz	18 to 26.5
Polarization	Linear
Interface 1	WR-42

Electrical Specifications

Nominal Gain, dB	20
------------------	----

Mechanical Specifications

Size

Length, in [mm]	4.025 [102.24]
Width, in [mm]	2.26 [57.4]
Height, in [mm]	1.17 [29.72]
Weight, lbs [g]	0.13 [58.97]

Compliance Certifications (visit www.Pasternack.com for current document)

Plotted and Other Data

2 Dimensional OML Drawing	PE9852-20
Notes:	Values at 25 °C, sea level

WR-42 Standard Gain Horn Antenna Operates From 18 GHz to 26.5 GHz With a Nominal 20 dB Gain WR-42 Input from Pasternack Enterprises has same day shipment for domestic and International orders. Our RF, microwave and fiber optic products maintain a 99% availability and are part of the broadest selection in the industry.

Click the following link (or enter part number in "SEARCH" on website) to obtain additional part information including price, inventory and certifications: [WR-42 Standard Gain Horn Antenna Operates From 18 GHz to 26.5 GHz With a Nominal 20 dB Gain WR-42 Input PE9852-20](#)

URL: <http://www.pasternack.com/standard-gain-horn-waveguide-size-wr42-pe9852-20-p.aspx>

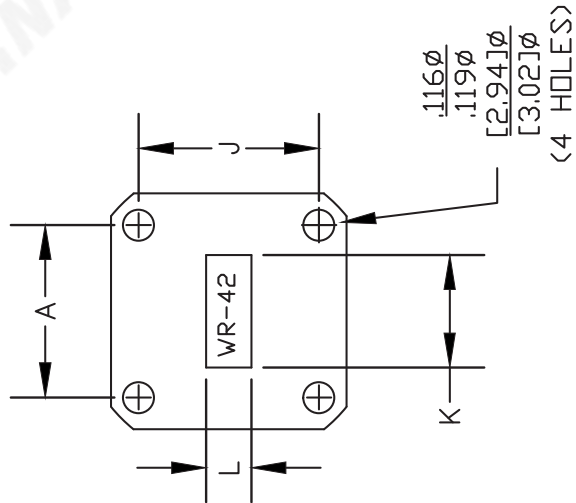
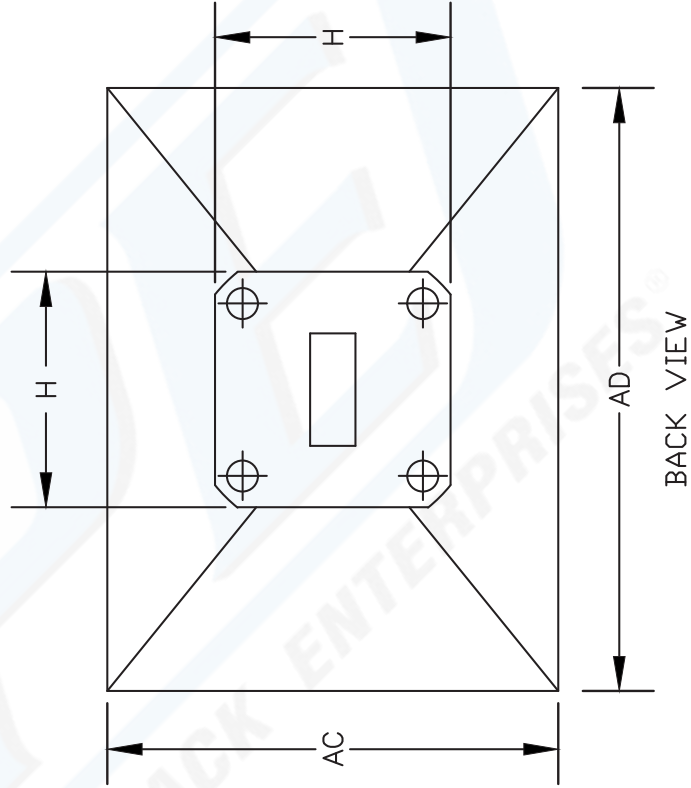
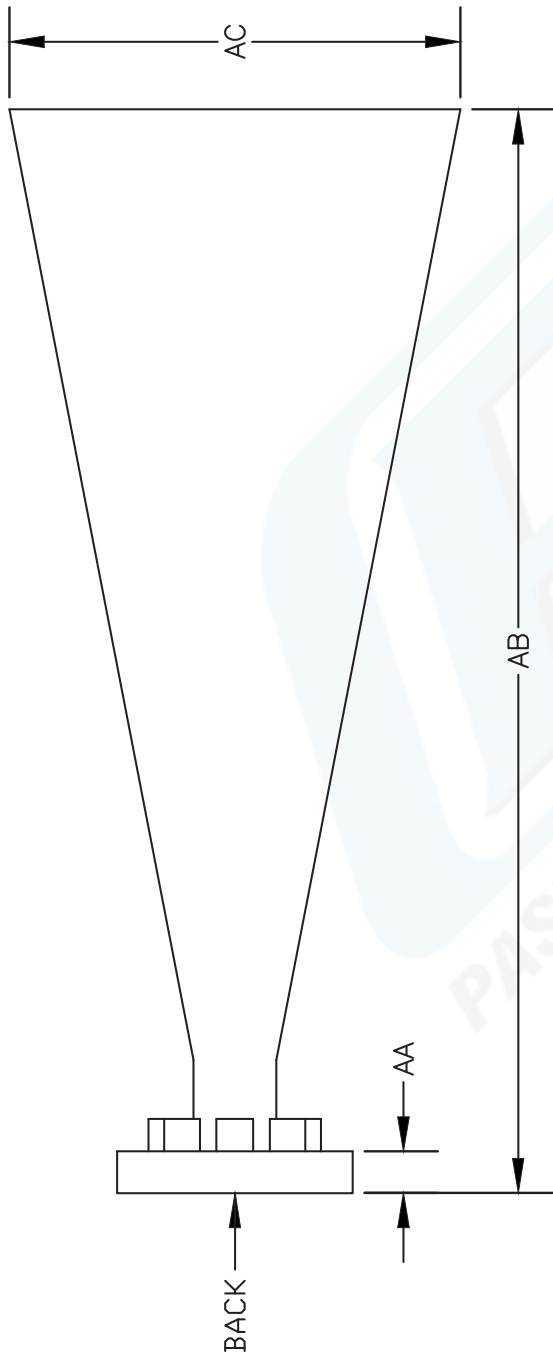
The information contained in this document is accurate to the best of our knowledge and representative of the part described herein. It may be necessary to make modifications to the part and/or the documentation of the part, in order to implement improvements. Pasternack reserves the right to make such changes as required. Unless otherwise stated, all specifications are nominal.

PE9852-20 CAD Drawing

WR-42 Standard Gain Horn Antenna Operates From 18 GHz to 26.5 GHz With a Nominal 20 dB Gain WR-42 Input

WR42		Dimension	Inches	mm
A			0.640	16.26
H			0.875	22.23
J			0.670	17.02
K	(±0.002)		0.420	10.67
L	(±0.002)		0.170	4.32

AA	0.155	3.94
AB	4.025	102.24
AC	1.770	44.96
AD	2.260	57.40



NOTES:
 1. UNLESS OTHERWISE SPECIFIED ALL DIMENSIONS ARE NOMINAL.
 2. ALL SPECIFICATIONS ARE SUBJECT TO CHANGE WITHOUT NOTICE AT ANY TIME.
 3. DIMENSIONS ARE IN INCHES [mm].

DWG TITLE
PE9852-20

PE PASTERNAK®
 Pasternack Enterprises, Inc.
 P.O. Box 16759 | Irvine | CA | 92623
 Phone: (949) 261-1920 | Fax: (949) 261-7451
 Website: www.pasternack.com | E-Mail: sales@pasternack.com

REV. -
 FSCM NO. 53919
 CAD FILE 060704
 SCALE N/A
 SIZE A
 127