



## WR-90 Seamless Flexible Waveguide 24 Inch, CPR-90G Flange Operating From 8.2 GHz to 12.4 GHz

### Flexible Waveguides Technical Data Sheet

PE-W90SF006-24

#### Features

- WR-90 waveguide
- Flexes in both the E and H plane
- 8.2 GHz to 12.4 GHz Frequency Range
- Brass flanges with a silver plated brass body
- Neoprene sleeve provides added protection and mechanical support

#### Applications

- Allows expansion/contraction due to thermal issues.
- Test Benches
- Microwave Radio
- Eliminates installation problems caused by misalignment.
- Pressurized waveguide systems
- Provides vibration isolation

#### Description

The PE-W90SF006-24 is part of Pasternack's family of flexible, seamless waveguides which operates in the 8.2 to 12.4 GHz range. The waveguide body is made of silver plated brass. It can be bent in both the E and H planes without impairing VSWR or attenuation. The waveguide is covered by a neoprene jacket which protects the waveguide and provides mechanical support.

#### Electrical Specifications

Description	Minimum	Typical	Maximum	Units
Frequency Range	8.2		12.4	GHz
VSWR		1.07:1		
Insertion Loss		0.18		dB
Input Power			3	KWatts
Peak Power			180	KWatts

#### Mechanical Specifications

Waveguide Size	WR-90
Waveguide Design	Seamless
Section Length	24 [in [609.6 mm]]
E-Plane Minimum Bend Radius, One Time	0.87 in [22.1 mm]
H-Plane Minimum Bend Radius, One Time	1.69 in [42.93 mm]
Maximum Operating Pressure	45 psig

Click the following link (or enter part number in "SEARCH" on website) to obtain additional part information including price, inventory and certifications: [WR-90 Seamless Flexible Waveguide 24 Inch, CPR-90G Flange Operating From 8.2 GHz to 12.4 GHz PE-W90SF006-24](#)



WR-90 Seamless Flexible Waveguide 24 Inch, CPR-90G Flange Operating From 8.2 GHz to 12.4 GHz

Flexible Waveguides Technical Data Sheet

PE-W90SF006-24

Description	Flange 1	Waveguide	Flange 2
Type	CPR-90G	WR-90	CPR-90G
Designation	None		None
Material	Brass	Brass	Brass
Plating		Silver	
Color	Gold	Black	Gold

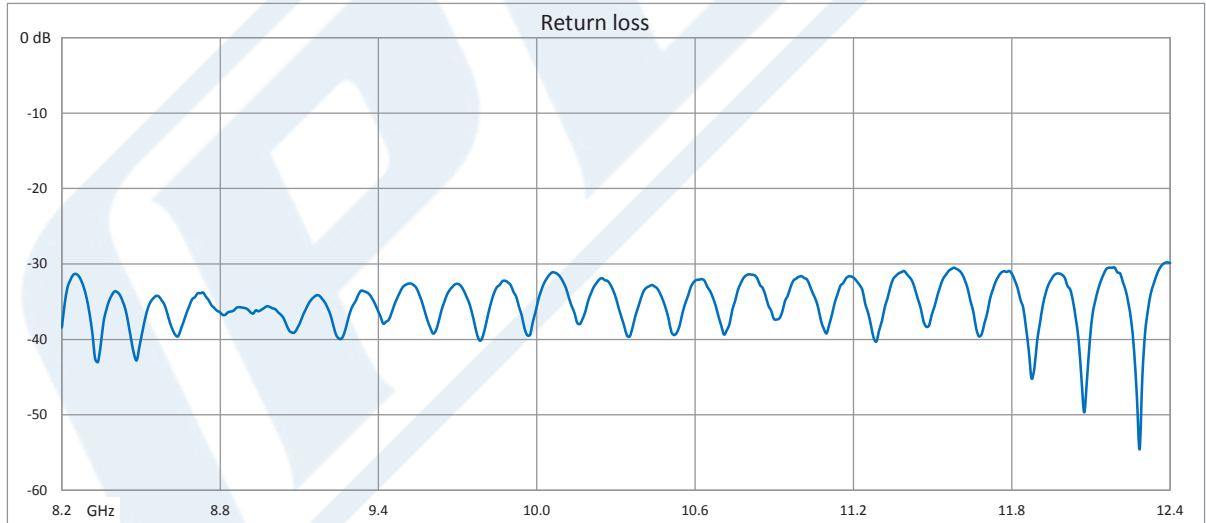
**Environmental Specifications**

**Compliance Certifications** (see [product page](#) for current document)

**Plotted and Other Data**

Notes:

**Typical Performance Data**



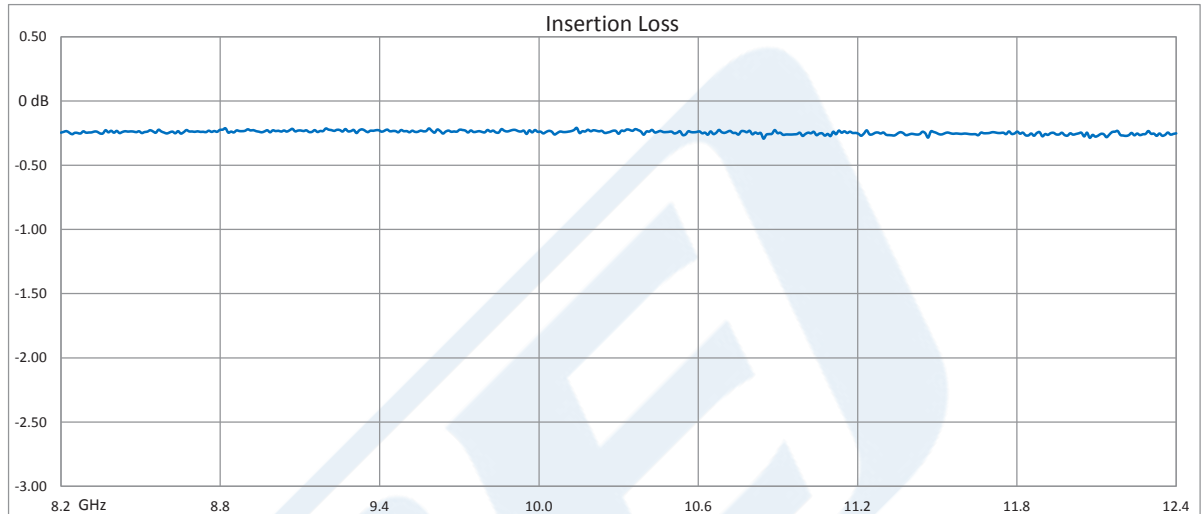
Click the following link (or enter part number in "SEARCH" on website) to obtain additional part information including price, inventory and certifications: [WR-90 Seamless Flexible Waveguide 24 Inch, CPR-90G Flange Operating From 8.2 GHz to 12.4 GHz PE-W90SF006-24](#)



WR-90 Seamless Flexible Waveguide 24 Inch, CPR-90G Flange Operating From 8.2 GHz to 12.4 GHz

Flexible Waveguides Technical Data Sheet

PE-W90SF006-24



WR-90 Seamless Flexible Waveguide 24 Inch, CPR-90G Flange Operating From 8.2 GHz to 12.4 GHz from Pasternack Enterprises has same day shipment for domestic and International orders. Our RF, microwave and millimeter wave products maintain a 99.4% availability and are part of the broadest selection in the industry.

Click the following link (or enter part number in "SEARCH" on website) to obtain additional part information including price, inventory and certifications: [WR-90 Seamless Flexible Waveguide 24 Inch, CPR-90G Flange Operating From 8.2 GHz to 12.4 GHz PE-W90SF006-24](https://www.pasternack.com/wr90-seamless-flexible-waveguide-cpr-90g-8.2-12.4-ghz-pe-w90sf006-24)

URL: <https://www.pasternack.com/wr90-seamless-flexible-waveguide-cpr-90g-8.2-12.4-ghz-pe-w90sf006-24-p.aspx>

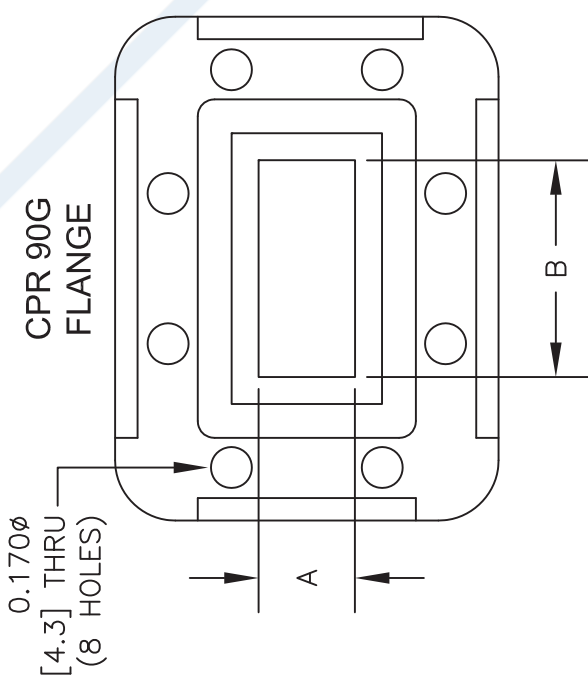
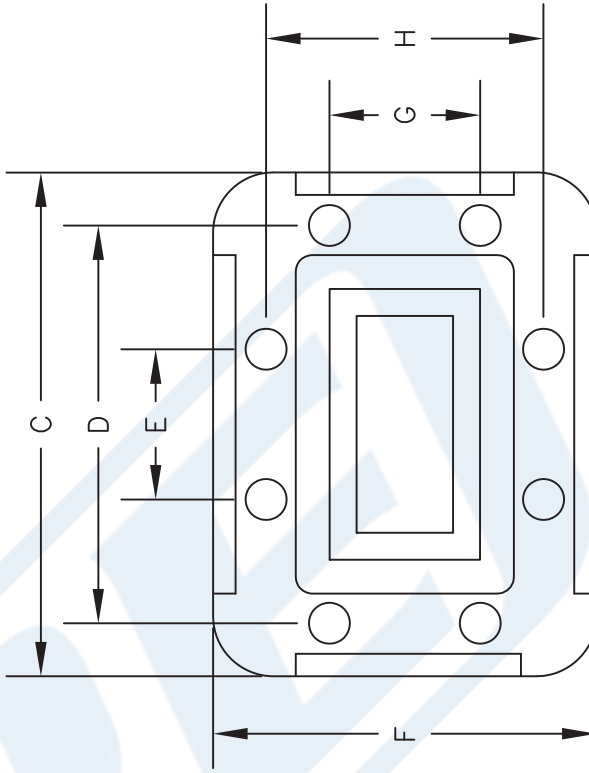
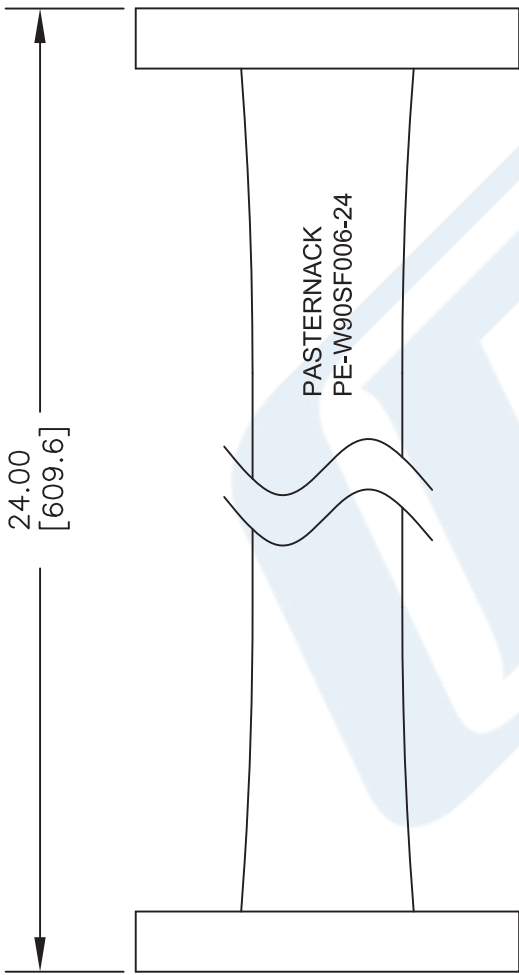
The information contained in this document is accurate to the best of our knowledge and representative of the part described herein. It may be necessary to make modifications to the part and/or the documentation of the part, in order to implement improvements. Pasternack reserves the right to make such changes as required. Unless otherwise stated, all specifications are nominal. Pasternack does not make any representation or warranty regarding the suitability of the part described herein for any particular purpose, and Pasternack does not assume any liability arising out of the use of any part or documentation.

# PE-W90SF006-24 CAD Drawing

WR-90 Seamless Flexible Waveguide 24 Inch, CPR-90G

Flange Operating From 8.2 GHz to 12.4 GHz

CPR 90G	Dimension	Inches	mm
	A	0.400	10.16
	B	0.900	22.86
	C	2.092	53.14
	D	1.652	41.96
	E	0.624	15.85
	F	1.592	40.44
	G	0.626	15.90
	H	1.152	29.26



NOTES:  
1. UNLESS OTHERWISE SPECIFIED ALL DIMENSIONS ARE NOMINAL.  
2. ALL SPECIFICATIONS ARE SUBJECT TO CHANGE WITHOUT NOTICE AT ANY TIME.  
3. DIMENSIONS ARE IN INCHES [mm].

DWG TITLE  
**PE-W90SF006-24**

FSCM NO. 53919

CAD FILE 101315

SCALE N/A

SIZE A

2233

**(PE) PASTERNAK®**  
THE ENGINEER'S RF SOURCE  
Pasternack Enterprises, Inc.  
P.O. Box 16759 | Irvine | CA | 92623  
Phone: (949) 261-1920 | Fax: (949) 261-7451  
Website: www.pasternack.com | E-Mail: sales@pasternack.com