



WR-112 Seamless Flexible Waveguide 36 Inch, CPR-112G Flange Operating From 7.05 GHz to 10 GHz

Flexible Waveguides Technical Data Sheet

PE-W112SF006-36

Features

- WR-112 waveguide
- Flexes in both the E and H plane
- 7.05 GHz to 10 GHz Frequency Range
- Brass flanges with a silver plated brass body
- Neoprene sleeve provides added protection and mechanical support

Applications

- Allows expansion/contraction due to thermal issues.
- Test Benches
- Microwave Radio
- Eliminates installation problems caused by misalignment.
- Pressurized waveguide systems
- Provides vibration isolation

Description

The PE-W112SF006-36 is part of Pasternack's family of flexible, seamless waveguides which operates in the 7.05 to 10 GHz range. The waveguide body is made of silver plated brass. It can be bent in both the E and H planes without impairing VSWR or attenuation. The waveguide is covered by a neoprene jacket which protects the waveguide and provides mechanical support.

Electrical Specifications

Description	Minimum	Typical	Maximum	Units
Frequency Range	7.05		10	GHz
VSWR		1.07:1		
Insertion Loss		0.24		dB
Input Power			4	KWatts
Peak Power			315	KWatts

Mechanical Specifications

Waveguide Size	WR-112
Waveguide Design	Seamless
Section Length	36 [in [914.4 mm]]
E-Plane Minimum Bend Radius, One Time	0.98 in [24.89 mm]
H-Plane Minimum Bend Radius, One Time	1.77 in [44.96 mm]
Maximum Operating Pressure	35 psig

Click the following link (or enter part number in "SEARCH" on website) to obtain additional part information including price, inventory and certifications: [WR-112 Seamless Flexible Waveguide 36 Inch, CPR-112G Flange Operating From 7.05 GHz to 10 GHz PE-W112SF006-36](#)



WR-112 Seamless Flexible Waveguide 36 Inch, CPR-112G Flange Operating From 7.05 GHz to 10 GHz

Flexible Waveguides Technical Data Sheet

PE-W112SF006-36

Description	Flange 1	Waveguide	Flange 2
Type	CPR-112G	WR-112	CPR-112G
Designation	None		None
Material	Brass	Brass	Brass
Plating		Silver	
Color	Gold	Black	Gold

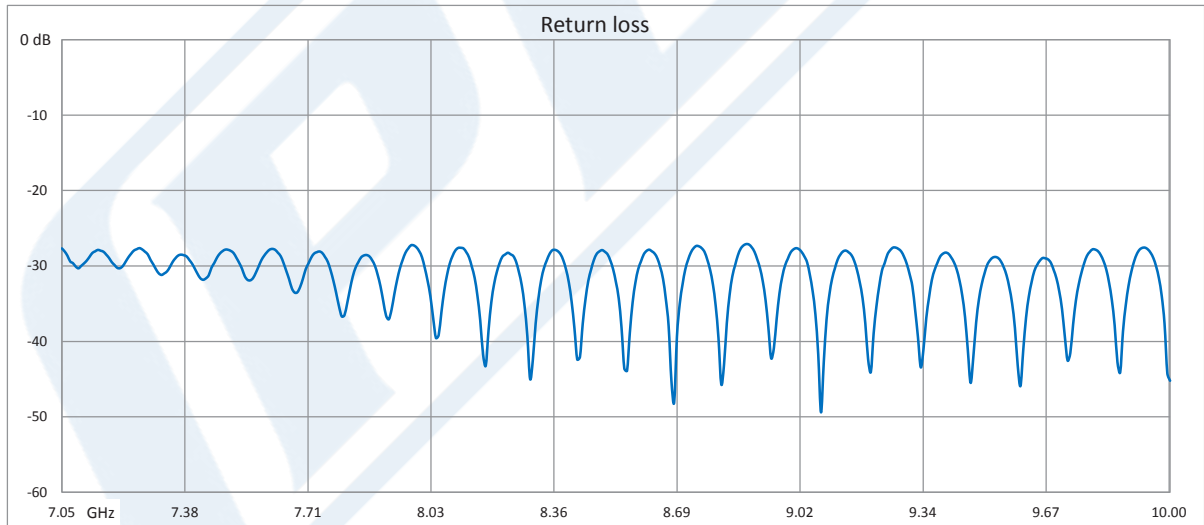
Environmental Specifications

Compliance Certifications (see [product page](#) for current document)

Plotted and Other Data

Notes:

Typical Performance Data



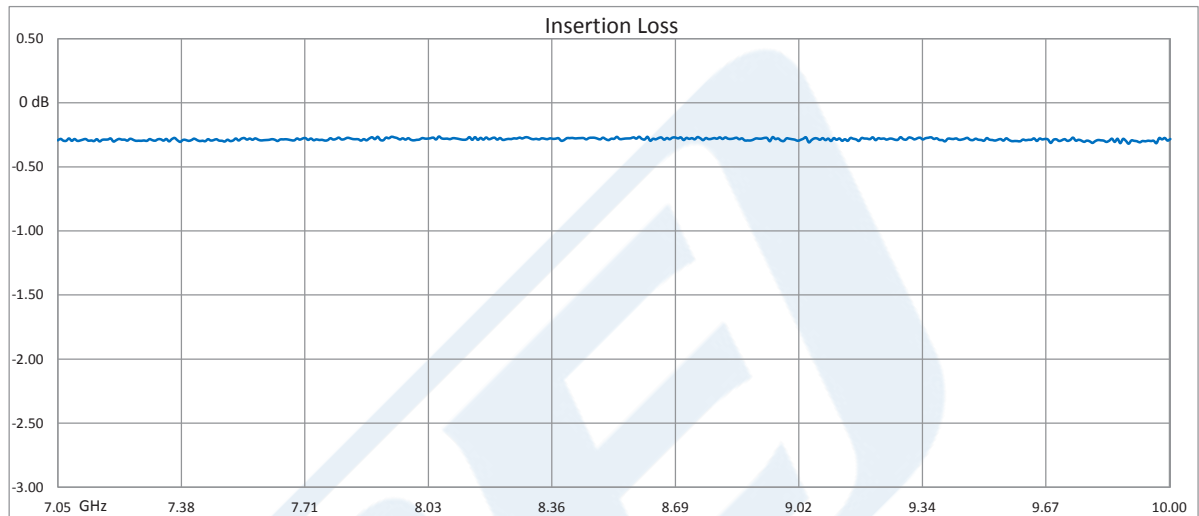
Click the following link (or enter part number in "SEARCH" on website) to obtain additional part information including price, inventory and certifications: [WR-112 Seamless Flexible Waveguide 36 Inch, CPR-112G Flange Operating From 7.05 GHz to 10 GHz PE-W112SF006-36](#)



WR-112 Seamless Flexible Waveguide 36 Inch, CPR-112G Flange Operating From 7.05 GHz to 10 GHz

Flexible Waveguides Technical Data Sheet

PE-W112SF006-36



WR-112 Seamless Flexible Waveguide 36 Inch, CPR-112G Flange Operating From 7.05 GHz to 10 GHz from Pasternack Enterprises has same day shipment for domestic and International orders. Our RF, microwave and millimeter wave products maintain a 99.4% availability and are part of the broadest selection in the industry.

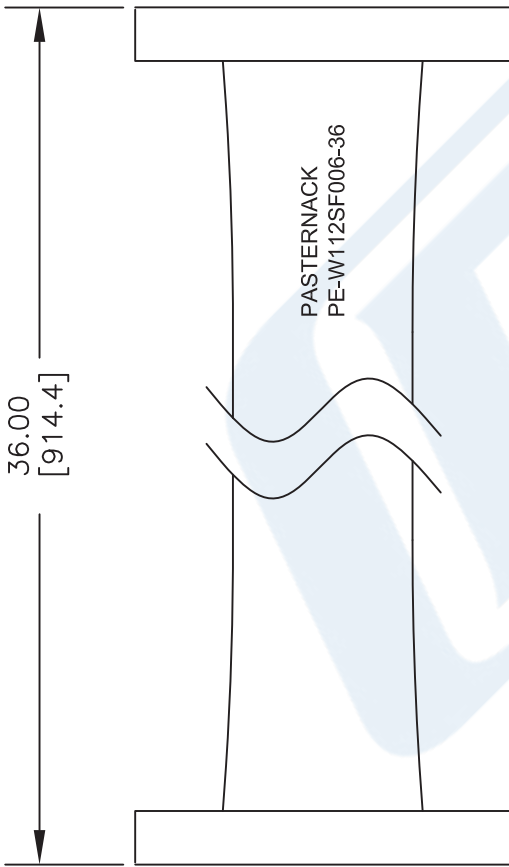
Click the following link (or enter part number in "SEARCH" on website) to obtain additional part information including price, inventory and certifications: [WR-112 Seamless Flexible Waveguide 36 Inch, CPR-112G Flange Operating From 7.05 GHz to 10 GHz PE-W112SF006-36](https://www.pasternack.com/wr112-seamless-flexible-waveguide-cpr-112g-7.05-10-ghz-pe-w112sf006-36)

URL: <https://www.pasternack.com/wr112-seamless-flexible-waveguide-cpr-112g-7.05-10-ghz-pe-w112sf006-36-p.aspx>

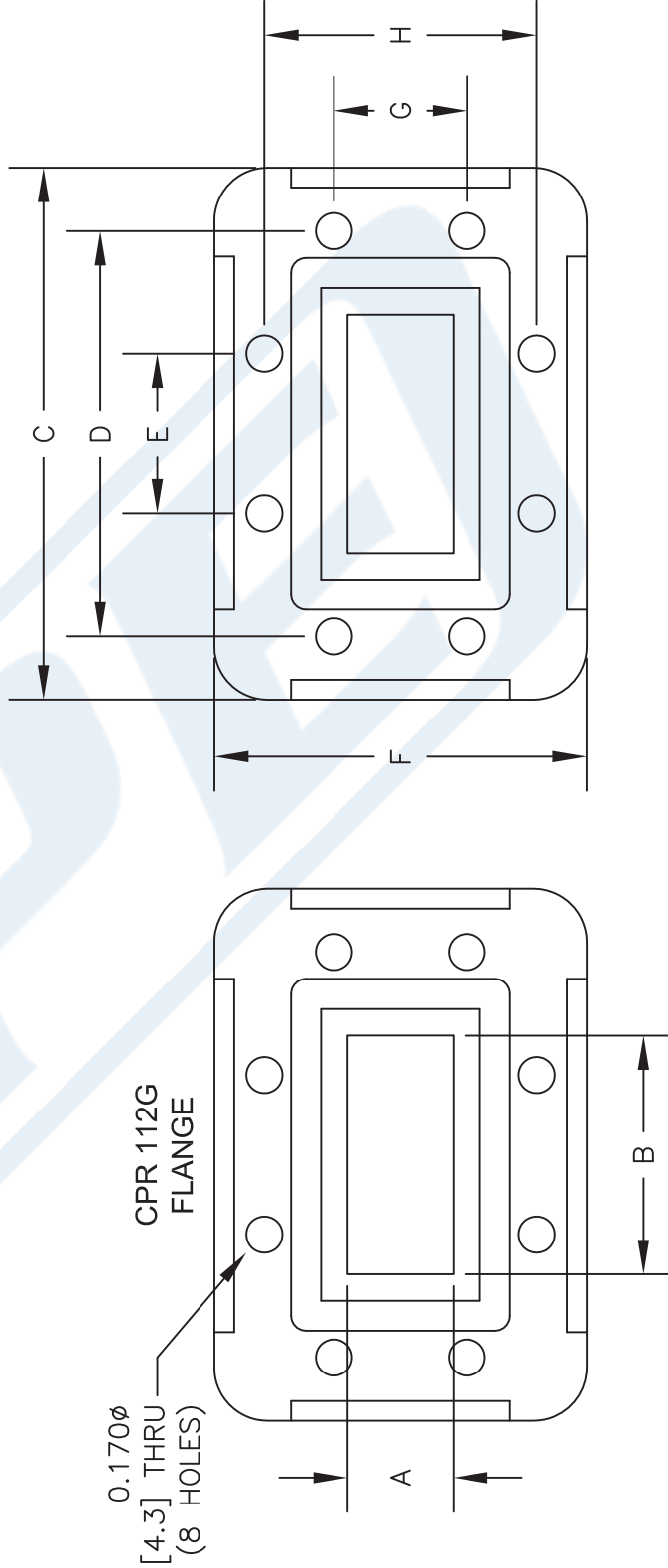
The information contained in this document is accurate to the best of our knowledge and representative of the part described herein. It may be necessary to make modifications to the part and/or the documentation of the part, in order to implement improvements. Pasternack reserves the right to make such changes as required. Unless otherwise stated, all specifications are nominal. Pasternack does not make any representation or warranty regarding the suitability of the part described herein for any particular purpose, and Pasternack does not assume any liability arising out of the use of any part or documentation.

PE-W112SF006-36 CAD Drawing

WR-112 Seamless Flexible Waveguide 36 Inch, CPR-112G Flange Operating From 7.05 GHz to 10 GHz



CPR 112G	Dimension	Inches	mm
	A	0.497	12.62
	B	1.122	28.50
	C	2.500	63.50
	D	1.906	48.41
	E	0.750	19.05
	F	1.750	44.45
	G	0.625	15.88
	H	1.280	32.51



DWG TITLE

PE-W112SF006-36

NOTES:
1. UNLESS OTHERWISE SPECIFIED ALL DIMENSIONS ARE NOMINAL.
2. ALL SPECIFICATIONS ARE SUBJECT TO CHANGE WITHOUT NOTICE AT ANY TIME.
3. DIMENSIONS ARE IN INCHES [mm].

FSCM NO. 53919

CAD FILE 101315

SCALE N/A

SIZE A

2233

(PE) PASTERNAK
THE ENGINEER'S RF SOURCE

Pasternack Enterprises, Inc.
P.O. Box 16759 | Irvine | CA | 92623
Phone: (949) 261-1920 | Fax: (949) 261-7451
Website: www.pasternack.com | E-Mail: sales@pasternack.com