



21-40-33

Multi Function, Wide Band

Data Link Antenna

1625 - 5850 MHz and 14.4 - 15.4 GHz

FEATURES

- **Dual elements for vertical and RH circular polarization**
- **Wide data link bandwidth**
- **Low height - just over 2"**
- **Direct footprint replacement for AT256 UHF blade**
- **Environmental design to meet MIL-STD-810**
- **DC grounded**



The 21-40-33 is a multifunction airborne data link antenna providing vertical polarisation for 1625 to 5850 MHz with radiation similar to a stub and right hand circular polarization from 14.4 to 15.4 GHz with an essentially downward looking (when mounted underneath the air vehicle) radiation pattern.

Combining a wide band 'monocone' with a waveguide feed and polarizer, this antenna has a footprint compatible with AT256.

Separate connectors feed the vertically and circularly polarized co-located elements which are DC grounded. The complete assembly is contained within a low loss, thermoplastic radome, foam filled a sealed for long term reliability.

Cooper Antennas Ltd for non-USA customers
Thames Industrial Estate, Unit K, Fieldhouse Lane,
Buckinghamshire SL7 1TB, UK
Tel: +44 (0) 1628 482 360
Email: sales@cooperantennas.com
www.cooperantennas.com



Australian Representatives

ROJONE, PTY LTD.

Tel: 02 9829 1555

E: sales@rojone.com.au

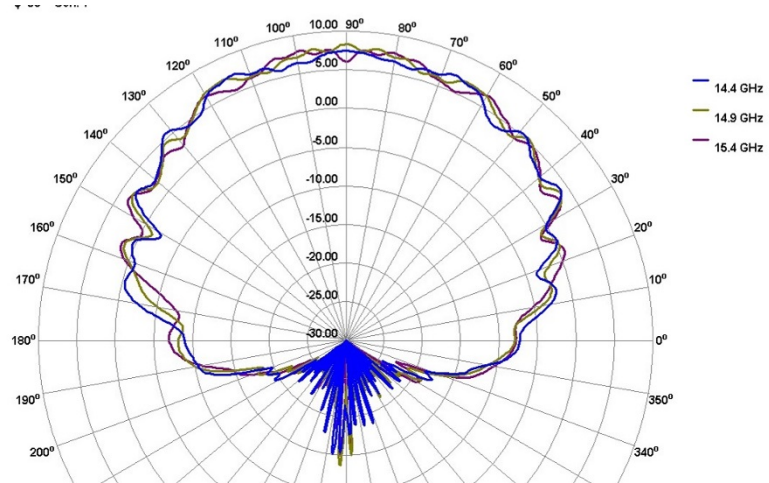
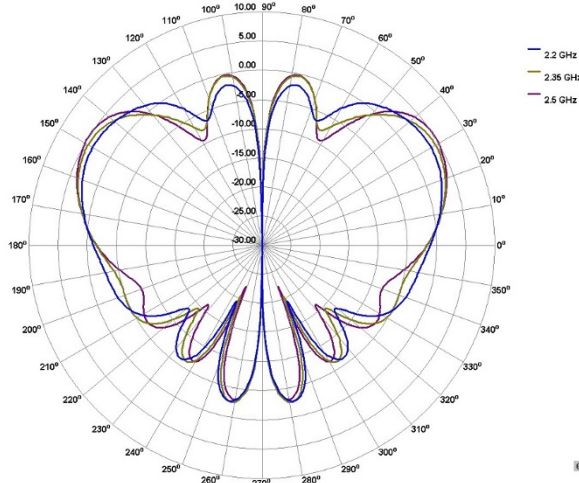
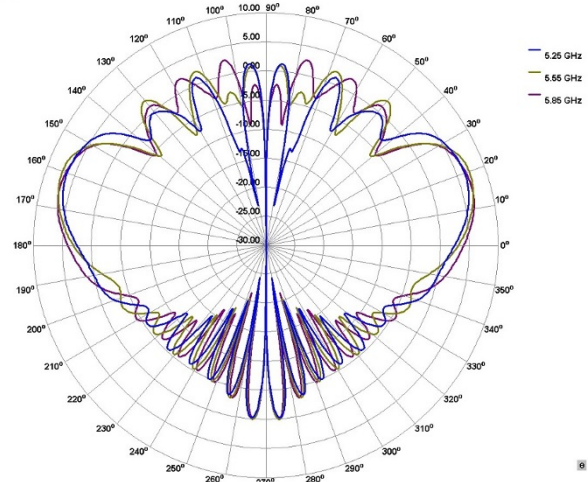
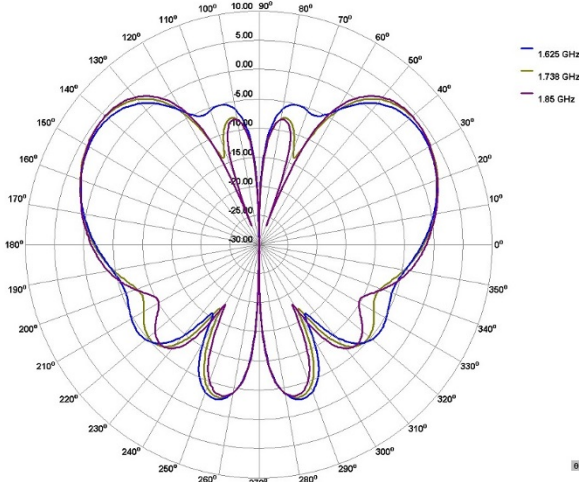
www.rojone.com.au

Cooper Antennas Ltd is Accredited to: ISO9001, AS9100, ISO14001 and MAA Approved

SPECIFICATIONS

Cooper Antennas Model 21-40-33 Multifunction, wide band data link antenna

ELECTRICAL		MECHANICAL	
Frequency band:	1625 - 5850 MHz (S/C) & 14.4 - 15.4 GHz (Ku)	Height:	2.2" (56mm) max
Gain (typical see graph):	+ 2.5 dBil (S/C) , + 5 dBic (Ku)	Element Dia:	2.1" (53mm) max
VSWR:	2:1 max (S/C) , 1.5:1 max (Ku)	Weight:	0.5 lbs (0.23kg)
Impedance: (nominal) :	50 Ohms	Fixing Holes:	Similar to AT256, 4 holes
Power Handling:	50 Watts CW	FINISH	
Polarization:	Vertical (S/C) , Right Hand Circular (Ku)	Antenna	Lustreless Black urethane
Axial Ratio:	3 dB typical	Other finish options are available. Please specify finish required when ordering.	
Connector:	N type female (S/C) , SMA female (Ku)		



Note: Cooper Antennas Ltd has a policy of continuous product improvement and data herein is therefore subject to change. Please check with Cooper Antennas Ltd that this data sheet is at latest issue before initiating contract activity.