



20-50-25 & 20-50-25-1
NSN 5985-01-559-0074
Spring mounted VHF / UHF
SINGARS/EPLRS Antenna
30 - 512 MHz

FEATURES

- **Passive matching - no tuning required**
- **Spring mounted - can be tied down for stowage**
- **Fits standard CECOM 4 hole mount**
- **Robust Construction**
- **Designed to sustain 25 mph “Oak Beam” Test**
- **Instantaneous bandwidth for ECCM waveform**
- **Omni-directional Pattern in azimuth**
- **MIL-STD-810 Environmental and MIL-S-901 shock**
- **High voltage protection**

The 20-50-25 is a vertically polarized, omni-directional VHF/UHF antenna. It is compatible with all popular military radios operating in the 30 to 512 MHz frequency ranges. The antenna can handle 50 Watts of power, has a single N-type coaxial connector (as P/N 20-50-25) or twin BNC connectors (as P/N 20-50-25-1, NSN 5985-01-559-0074) and requires no external tuning.

Radiating elements are totally encased in high strength fiberglass tubing which provides insulation in the event of accidental contact with high voltage power lines. The top section of the antenna is detachable for transportation. The antenna is a member of a family of quickly deployed lightweight antennas developed by Cooper Antennas for tactical military communications. Rugged design ensures reliability in arctic, jungle or equatorial desert environments. The antenna is spring mounted for vehicular use and has a mounting base compatible with standard CECOM mounting brackets, having four 7/16 inch dia. holes on a 4.5 inch circle. It is especially well suited to special mission applications.



Cooper Antennas Ltd for non-USA customers
Thames Industrial Estate, Unit K, Fieldhouse Lane,
Buckinghamshire SL7 1TB, UK
Tel: +44 (0) 1628 482 360
Email: sales@cooperantennas.com
www.cooperantennas.com



Australian Representatives
ROJONE, PTY LTD.
Tel: 02 9829 1555
E: sales@rojone.com.au
www.rojone.com.au

SPECIFICATIONS

Cooper Antennas Model 20-50-25 & 20-50-25-1 Spring Mounted SINGARS/EPLRS Antenna

ELECTRICAL

Frequency band 20-50-25	30-512 MHz
(Frequency band 20-50-25-1)	30-88/108-512 MHz
VSWR for both variants	≤ 3.5:1
Gain (on 10' cube ground plane)	-5dBi to +1.5dBi
Isolation (for 20-50-25-1)	30 dB min
Impedance	50 Ohms
Power	50 Watts CW
Polarization	Vertical
20-50-25 RF Connector	N Female
20-50-25-1 RF Connectors	2 x BNC Female
(NSN 5985-01-559-0074)	
Operational Temperature	-51°C to +71°C

MECHANICAL

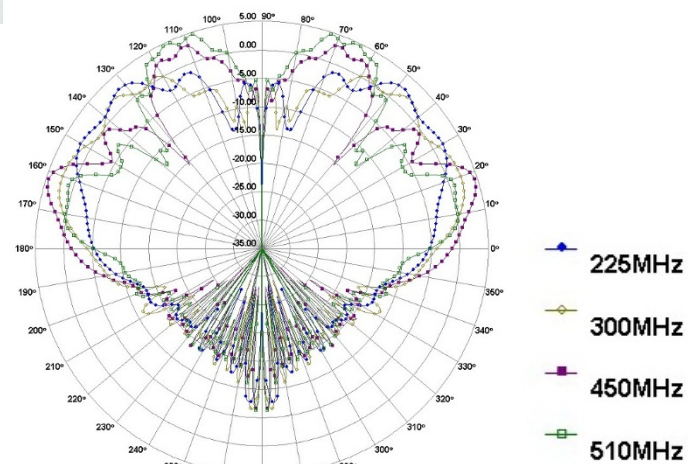
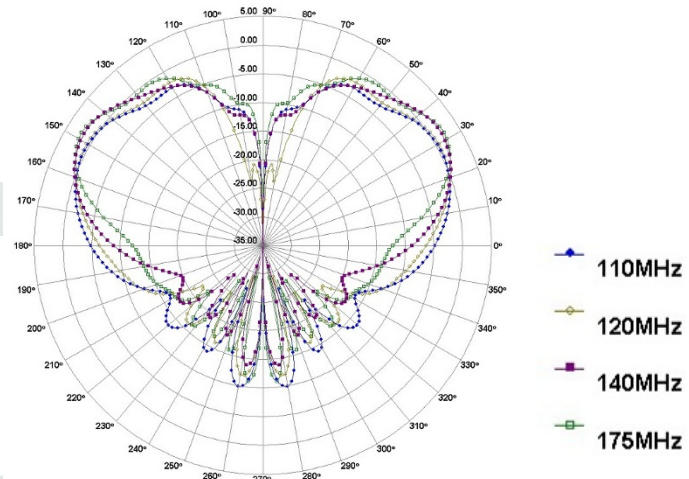
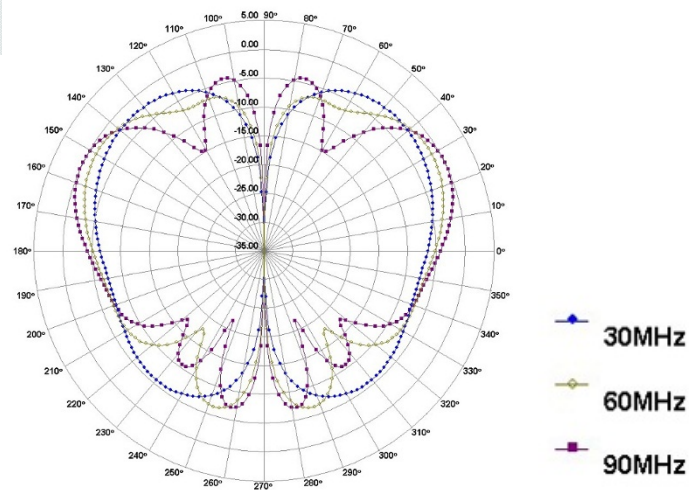
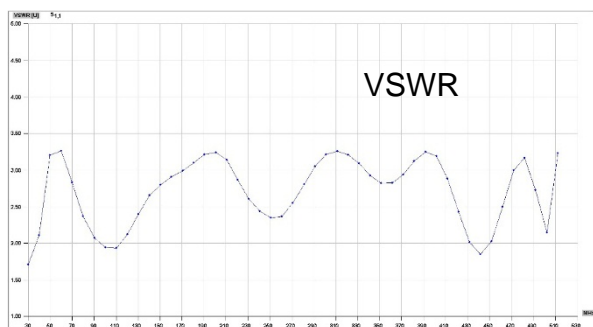
Overall Height from mount	75 inches (1900mm)
Element Diameter	2.25 inches (57mm) (over entire length)
Weight	8 lbs (3.64kg)

FINISH

MIL-DTL-14072E(CR), MIL-DTL-53039, 383 GREEN

Other finish options are available.

Please specify finish required when ordering.



Note: Cooper Antennas Ltd has a policy of continuous product improvement and data herein is therefore subject to change. Please check with Cooper Antennas Ltd that this data sheet is at latest issue before initiating contract activity.